



TOWN OF NIAGARA-ON-THE-LAKE

2016 BUDGET SUMMARY

TABLE OF CONTENT

BUDGET DIRECTION

CS15-035:2016 Budget Timeline – Capital and Operating	1
Budget Timeline	4

CAPITAL BUDGET

FC-15-003: Preliminary 2016 Capital Budget and 10-Year Forecast	5
2016 Project Index	12
Capital Project Information Sheets	16
10-Year (2017 – 2026) Capital Overview by Department	114
10-Year (2017 – 2026) Capital Overview by Year	186
Summary 2016 & 10-Year Capital Projects by Department	254
Summary 2016 & 10-Year Capital Projects by Reserve	255
Reserve Continuity Schedules	257

OPERATIONG BUDGET

FC-15-004: Preliminary 2016 Operating Budget	287
--	-----

FINALIZATION

FS-15-006: Finalization of 2016 Capital and Operating Budgets	293
FINAL APPROVED 2016 Operating Budget and Multi-Year Budget	298



BUDGET DIRECTION



The Town of Niagara-On-The-Lake

Telephone (905) 468-3266
Facsimile (905) 468-2959

1593 Four Mile Creek Road
P.O. Box 100
Virgil, Ontario
L0S 1T0

Report: CS-15-035 **Committee Date:** **October 05, 2015**

Due in Council: October 13, 2015

Report To: Corporate Services Advisory Committee
Subject: 2016 Budget Timeline - Capital and Operating

1. RECOMMENDATION

It is respectfully recommended

- 1.1 Council approve the proposed budget reporting timelines as attached to the report;
- 1.2 Council direct staff to submit for Council's consideration a 2016 capital budget and 10-year (2017 - 2026) capital budget forecast at the October 26, 2015 Committee of the Whole meeting; and
- 1.3 Council direct staff to submit for Council's consideration a 2016 operating budget such that the increase to the municipal tax levy not exceed the Consumer Price Index for a residential property in the Town of Niagara-on-the-Lake with the average property tax assessment as calculated by the Municipal Property Assessment Corporation.

2. PURPOSE / PROPOSAL

The purpose of this report is to provide Council with an overview of the budget timeline, to advise Council of identified budget concerns expected in the new budget year, and highlight management's efforts to prepare a budget such that the increase to the municipal tax levy not exceed the Consumer Price Index (CPI) for a residential property in the Town of Niagara-on-the-Lake with the average property tax assessment as calculated by the Municipal Property Assessment Corporation (MPAC).

3. BACKGROUND

Budgets are a key financial control feature for municipalities as they aid in the planning of actual operations by encouraging managers to consider what steps should be taken within each fiscal year and to identify any potential problems before they arise. Budgets assist management with:

- Controlling resources;
- Communicating municipal plans to residents and businesses;
- Motivating managers to strive to achieve their budget goals; and
- Evaluating the performance of departments.

4. DISCUSSION / ANALYSIS

For the 2016 budget year, Senior Management has identified the following budget concerns:

- ✓ **Reduction in OMPF** – OMPF has 3 components: 1) Rural Communities, 2) Northern & Rural Fiscal Circumstance, and 3) Transitional Assistance. Each year the Province has clawed back a portion of the Town's Transitional Assistance. In 2014, the Town received \$742,800 (\$506,000 for Rural Communities, \$37,100 for Northern & Rural Fiscal Circumstance, and \$199,700 for Transitional Assistance). In 2015, the Town's OMPF was reduced to \$594,300 (\$512,400 for Rural Communities, \$34,300 for Northern & Rural Fiscal Circumstance, and \$47,600 for Transitional Assistance) as a result of a further claw back the Transitional Assistance component of the grant. Although the Province has not yet communicated 2016 funding levels, the Town must be prepared for a further reduction in OMPF.
- ✓ **Staffing Levels** – On June 1, Council requested a full review of staffing levels in all departments to ensure a continued high level of quality services for ratepayers. Senior Management is currently reviewing staffing levels and these staffing requests will be incorporated into department budgets.
- ✓ **Asset Management Funding** – On June 22, 2015 through Staff Report CS-15-026, Council approved the Town's Asset Management Plan and directed staff to incorporate the required budgetary adjustments over the next 5 years to address the \$2.86 million infrastructure funding gap.
- ✓ **Assessment Growth and Consumer Price Index** – MPAC's Assessment Growth and the increase in Consumer Price Index (CPI) will not be available until early December. However, budgets will be updated to include these amounts and will be presented to Council for final approval at the December 14 Council meeting.

Budget Timeline:

Staff will hold 2 budget workshops to allow Council the opportunity to ask staff questions related to the development of the operating and capital budgets. On October 26, the preliminary budget will be presented to COTW for discussion and deliberation. If adjustments are required, a revised budget will be presented to COTW on November 16. Once the assessment growth and CPI are available, they will be incorporated into the final budget report and will be presented to Council on December 14 for final approval.

Attached to this report is the 2016 Budget COTW/Council Timeline – Capital and Operating for reference.

5. FINANCIAL IMPLICATIONS

There are no direct financial implications related to this report. Detailed information relating to tax impacts will be provided to Council on December 14.

6. COMMUNICATIONS

There are no formal communications required by approval of this report.

7. CONCLUSION

Senior Management is now reviewing staffing levels and budget needs for 2016. Taking into consideration assessment growth, Management is confident they can formulate a 2016 budget whereby the increase to the municipal levy will not exceed CPI for the average property tax assessment in Niagara-on-the-Lake.

Prepared by,



Brenda Garrett
Manager of Finance/Treasurer

Respectfully submitted,



for **Holly Dowd**
Director of Corporate Services / Town Clerk



for **Mike Galloway, MBA, CMO**
Chief Administrative Officer

ATTACHMENTS

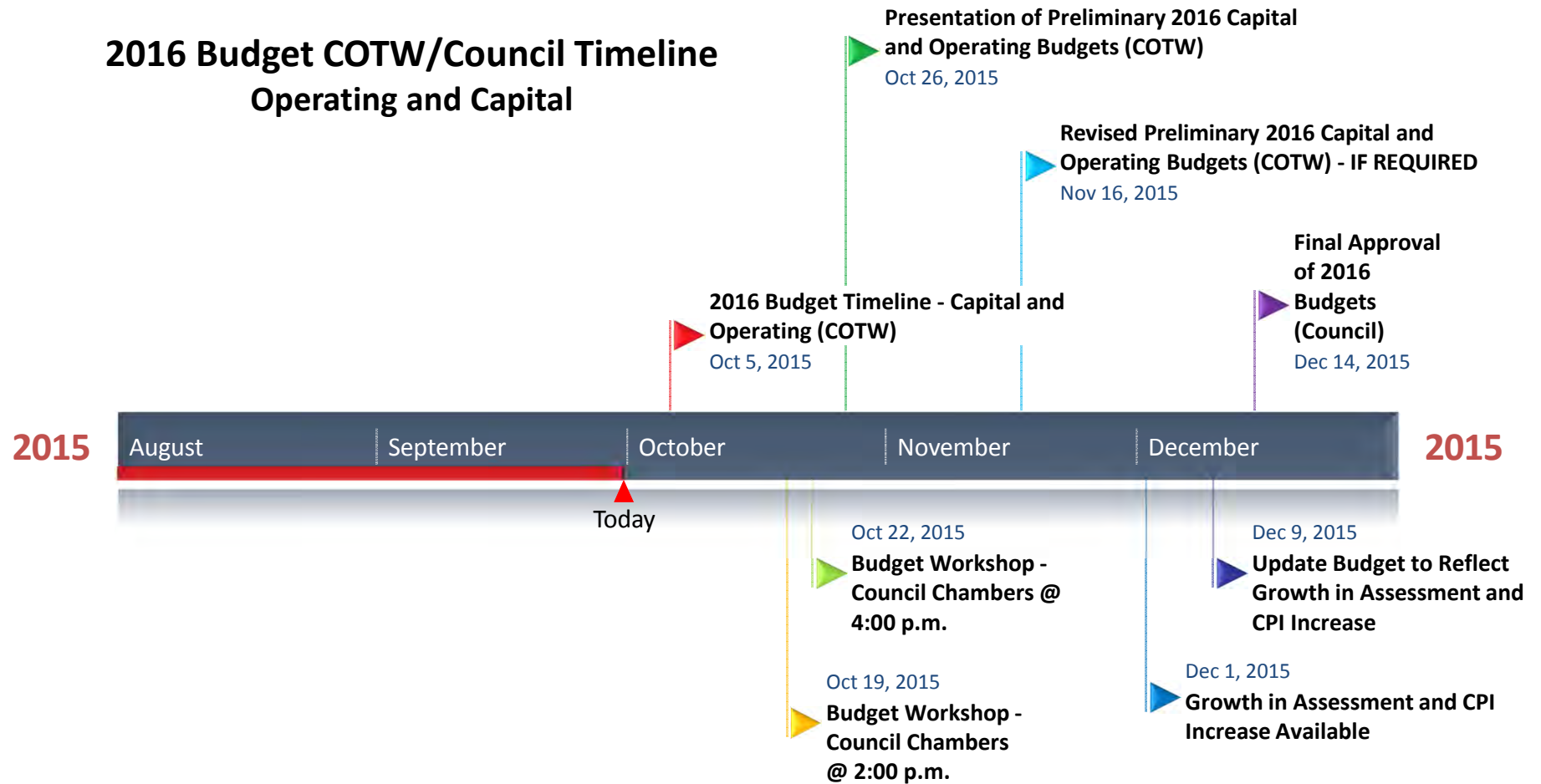


2016 Budget Timeline.pdf

WEB ATTACHMENTS

ATTACHMENTS FOR LINK

2016 Budget COTW/Council Timeline Operating and Capital





CAPITAL BUDGET



The Town of Niagara-On-The-Lake

Finance
Telephone (905) 468-4261
Facsimile (905) 468-4555

1565 Creek Road
P.O. Box 190
Virgil, Ontario
L0S 1T0

Report: FC-15-003 **Committee Date:** **October 26, 2015**

Due in Council: November 02, 2015

Report To: Finance Advisory Committee
Subject: Preliminary 2016 Capital Budget and 10-Year Forecast

1. RECOMMENDATION

It is respectfully recommended that:

- 1.1 The Town of Niagara-on-the-Lake's 2016 Capital Budget, in the amount of \$8,030,350 be approved, and the 10-Year (2017 - 2026) Capital Forecast, in the amount of \$62,160,021, be approved "in principle" as outlined in this report;
- 1.2 The 2016 Capital Reserve contribution be increased by \$68,132 over the 2015 reserve contribution to \$2,337,687 (2014 - \$2,269,555), be approved "in principle" until final approval of the 2015 Operating Budget; and
- 1.3 The Preliminary 2016 Capital Budget and 10-Year Forecast presented in this report be forwarded to Council on December 14, 2015 for final approval.

2. PURPOSE / PROPOSAL

The purpose of this report is to seek approval for the Corporation of the Town of Niagara-on-the-Lake's (Town) proposed 2016 Capital Budget, in the amount of \$8,030,350; to approve the 10-year (2017-2026) Capital Forecast, in the amount of \$62,160,021; and to forward the Capital Budget and Forecast presented in this report to Council for final approval on December 14, 2015.

3. BACKGROUND

On October 5, 2015, staff presented Report #CS-15-035 2016 Budget Timeline - Capital and Operating to Council. The report identified operating and capital budget challenges and timelines for reporting to Council. The following chart identifies progress made on the budget timeline.

2016 Budget COTW/Council Timeline – Operating and Capital	
Item	Complete
Managers Review Budgets and Staffing Levels Aug 24, 2015 – Sept 25, 2015	✓
Director /CAO Meetings Sept 28, 2015 – Oct 9, 2015	✓
Budget Preparation Aug 24, 2015 – Oct 16, 2015	✓
2016 Budget Timeline - Capital and Operating Oct 5, 2015	✓
Budget Workshop I Oct 19, 2015	✓
Budget Workshop II Oct 22, 2015	✓
Presentation of Preliminary 2016 Capital and Operating Budgets Oct 26, 2015	
Revised Preliminary 2016 Capital and Operating Budgets (COTW) Nov 16, 2015	
Growth in Assessment and CPI Increase Available Dec 1, 2015	
Update Budget to Reflect Growth in Assessment and CPI Increase Dec 9, 2015	
Final Approval of 2015 Budgets (Council) Dec 14, 2015	

4. DISCUSSION / ANALYSIS

Guided by the challenges identified in Report CS #-15-035, Senior Management (SMT) developed the preliminary capital budget and forecast. The 2016 Capital Budget and 10-Year Forecast is a financial plan that outlines the key infrastructure priorities from 2016 through to 2026. Also included again this budget year are reserve continuity schedules. SMT believes budgeting for reserves provides increased transparency, demonstrates the health of the reserves, and provides insight into the ability to fund capital projects using Town reserves.

4.1 Capital Budget Challenges

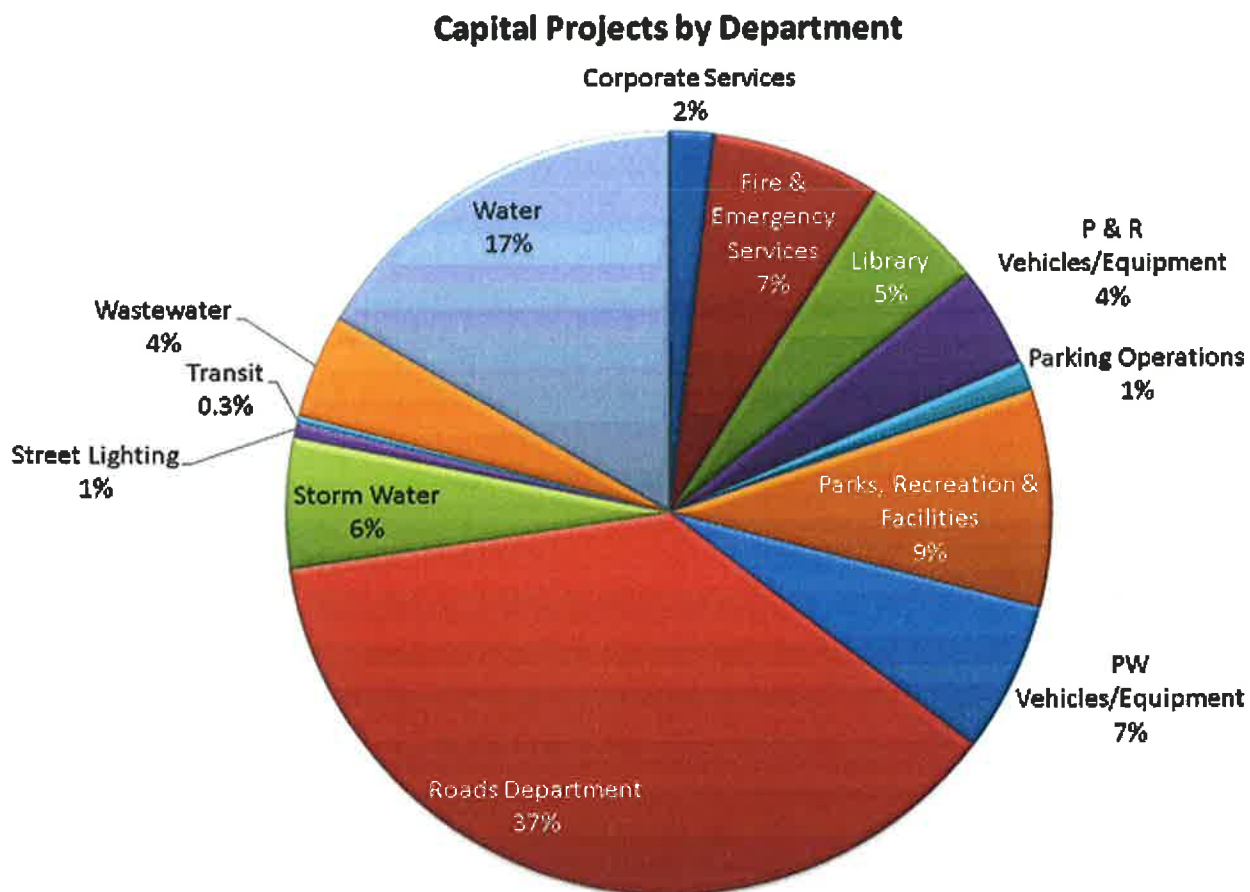
The Ontario Ministry of Infrastructure has required municipalities seeking provincial funding for capital assets to develop Asset Management Plans (AMP). The objective of an AMP is to maximize benefits, manage risk, and to provide satisfactory service levels to the public in a sustainable manner. Asset management requires a thorough understanding of the characteristics and condition of infrastructure assets, as well as the service levels expected from them. It also involves setting priorities to optimize decision-making about when and how to proceed with investments. Asset management planning and a greater awareness regarding the condition of Town's assets has lead to a \$9.6 million increase in the total capital program over the last

two years, from approximately \$60.7 million in 2014 to \$70.3 million in 2016.

Attachments highlighting the 2016 Capital Budget request are:

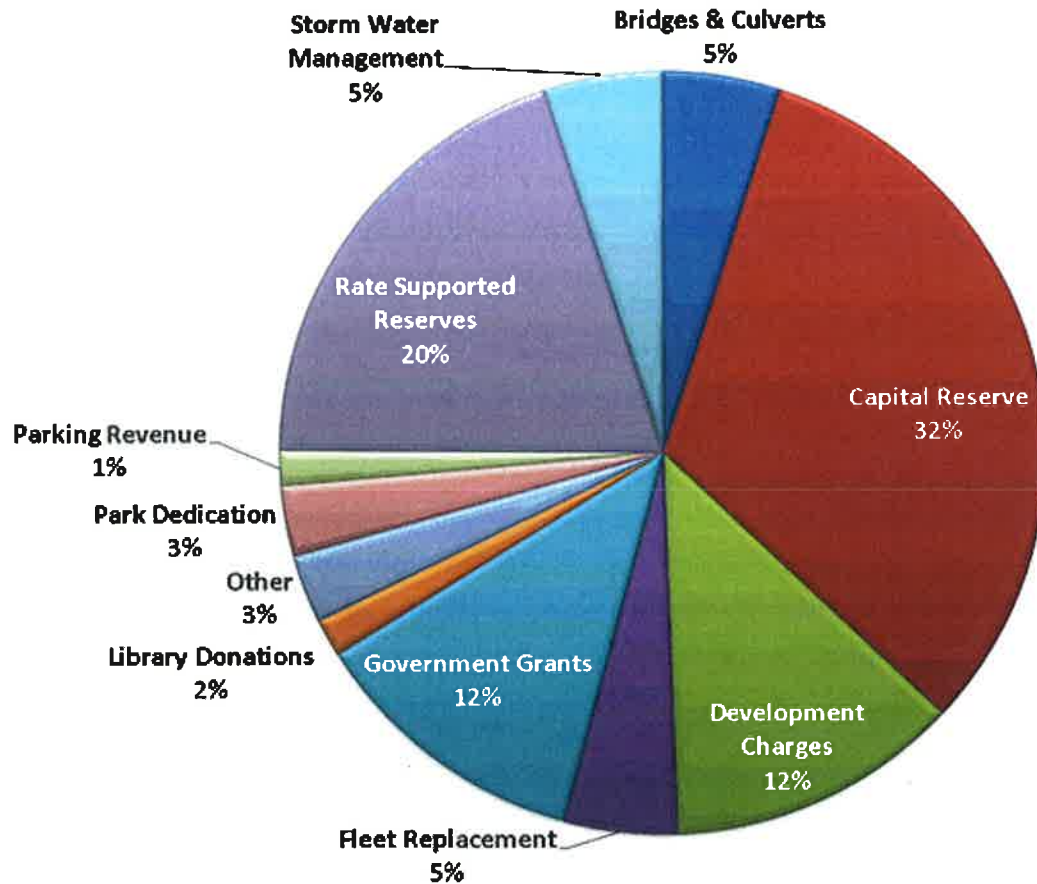
- Appendix A: 2016 Project Listing
- Appendix B: Capital Project Information Sheets

4.2 Overview of 2016 Capital Spending by Department



4.3 Overview of 2016 Capital Financing by Reserve

Funding Sources by Reserve



4.4 Overview of 10-Year Capital Forecast (2017 - 2026)

In an effort to plan for long-term capital spending and associated financing needs, the Town moved to a 10-year capital budget model in the 2012 budget year. Since long-term forecasting is subject to changes, budgets in the latter half of the forecast are estimates. Total projected capital spending for the years 2017 to 2026, the Town's 10-year forecast, is \$62,160,021.

Attachments highlighting the 2016 Capital Forecast are:

- Appendix C: 10-Year Capital Projects Overview by Department
- Appendix D: 10-Year Capital Projects Overview by Year
- Appendix E: 2016 & 10-Year Capital Projects by Department
- Appendix F: 2016 & 10-Year Capital Projects by Reserve

4.5 Annual Capital Reserve Contributions

The Town's Operating Budget funds a portion of the capital program through a contribution to the Capital Reserve. The 2016 and future year contributions have been increased significantly as a result of the provincially mandated Asset Management Plan.

Earlier this year, Council approved an Asset Management Plan which identified a combined infrastructure-funding gap of \$2,856,450 for roads, structures, water and

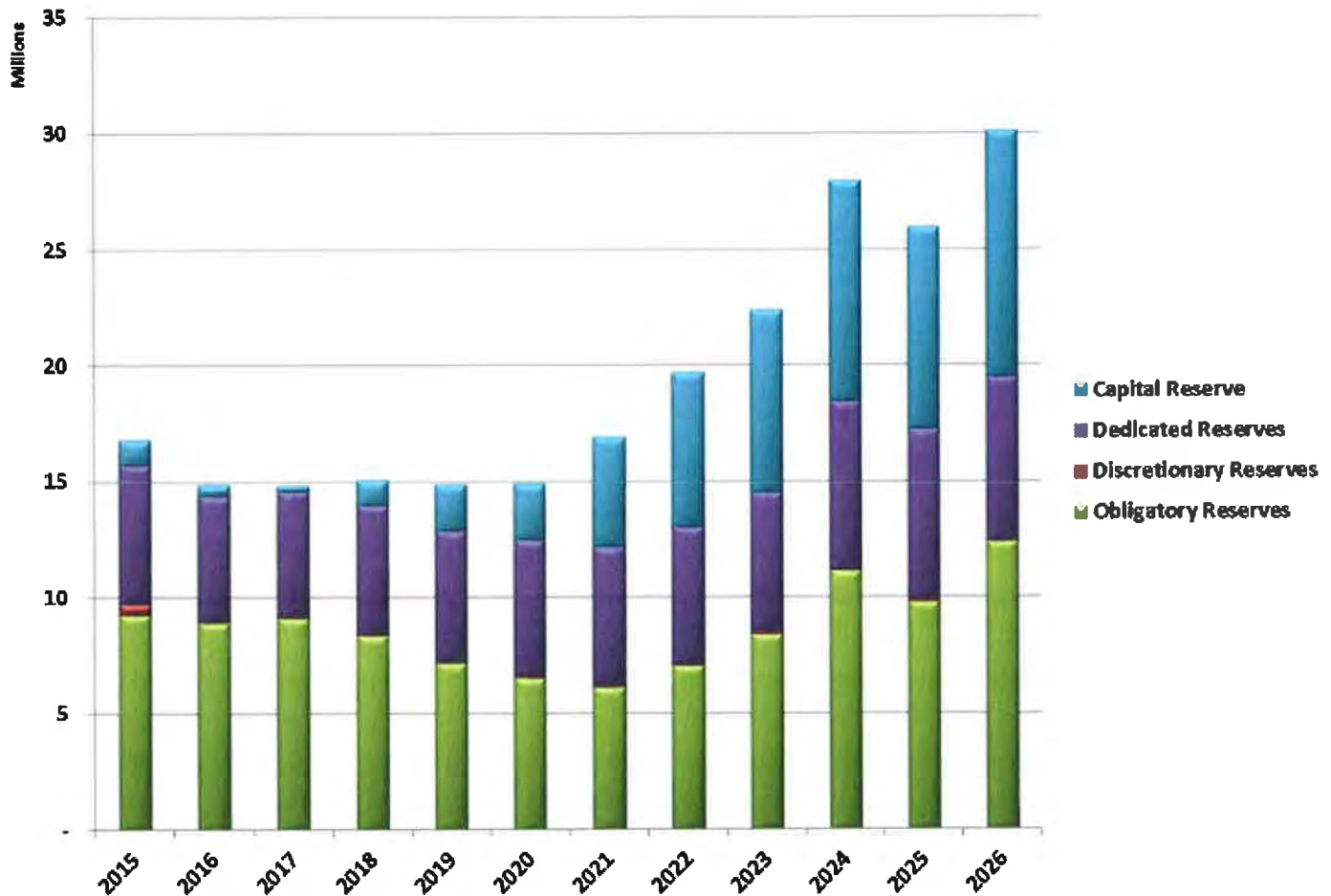
wastewater assets. Increases in the Capital Levy Reserve are required to close the infrastructure-funding gap.

Year	Capital Levy	% Change
2015	2,069,555	
2016	2,337,687	12.96%
2017	2,587,436	10.68%
2018	2,808,161	8.53%
2019	3,028,161	7.83%
2020	3,248,985	7.29%
2021	3,250,000	0.03%
2022	3,250,000	0.00%
2023	3,250,000	0.00%
2024	3,250,000	0.00%
2025	3,250,000	0.00%
2026	3,250,000	0.00%

4.6 Reserve Continuity

Capital spending is important for growth in a municipality. However, careful monitoring and adequate reserve levels are equally important to support the Town's Capital Budget and Forecast. SMT has prioritized capital projects to ensure the reserves are maintained at adequate levels. The following bar chart presents growing and healthy reserves.

Reserve Projection



See Appendix G: Reserve Continuity Schedules to review reserves on an individual basis.

5. FINANCIAL IMPLICATIONS

SMT is requesting approval of the capital budget, forecast and capital reserve contribution. The 2016 capital budget request is \$8,030,350, the 10-year capital forecast is \$62,160,021, and capital reserve contribution is \$2,337,687. The contribution to the capital reserve is approved "in principle" in this report since the reserve contribution forms part of the operation budget.

Once final budget approval is received on December 14, 2015, departments will be in a position to commence tender proceedings early in 2016. Typically, better pricing can be found when large projects are tendered earlier in the year.

6. COMMUNICATIONS

The approved 2016 Capital Budget and the 10-year (2017-2026) Capital Forecast report will be available on the Town's website and communicated to residents through the media and corporate newsletter.

7. CONCLUSION

Senior Management is seeking approval for the preliminary 2016 Capital Budget and the 10-year (2017-2026) Capital Forecast.

Prepared by,

Brenda Garrett, CPA, CMA
Manager of Finance / Treasurer

Kyle Freeborn, CPA, CMA
Deputy Treasurer

Respectfully submitted,

Holly Dowd
Director of Corporate Services / Town Clerk

Mike Galloway, MBA, CMO
Chief Administrative Officer

ATTACHMENTS



Appendix A - 2016 Project Listing.pdf



Appendix B - Capital Project Information Sheets.pdf



Appendix C - 10-Year Capital Projects Overview by Department.pdf



Appendix D - 10-Year Capital Projects Overview by Year.pdf



Appendix E - 10-Year Capital Projects by Dept.pdf



Appendix F - 10-Year Capital Projects by Reserve.pdf



Appendix G - Reserve Continuity Schedules.pdf

WEB ATTACHMENTS

ATTACHMENTS FOR LINK



2016 Project Index

Project ID	Project Description	Budget
Corporate Services		
C00325	2016 Corporate PC/Printer Replacement Program	48,750
C00326	Engineering Plotter Replacement	20,000
C00329	2016 Network Equipment Upgrades and Enhancements	7,000
C00330	Replace Existing SQL Data Server & OS & SQL	18,000
C00331	Back-up SAN Replacement (For Data Going Off Site)	10,000
C00332	Replace NAS Mass Corporate Data System	15,000
C00702	Council Chambers Technology Improvements	7,000
C00704	Replace Cameras and Monitors in Council Chambers	10,000
C00705	Replace Laserfiche Server	18,000
		Corporate Services
		\$153,750
Fire & Emergency Services		
C00219	2016 Protective Equipment	25,000
C00270	HVAC Replacement at Station #1	35,000
C00271	Reshingle Apparatus Bay at Station #1	40,000
C00323	Pump 2 Replacement	350,000
C00324	2016 Miscellaneous Fire Fighting Equipment	10,000
C00812	Convert Pump 2 to Rescue 2 (Refurbishment)	50,000
C01226	Communications System Upgrade	20,000
C01227	Additional Funds for Emergency Backup Generators	50,000
		Fire & Emergency Services
		\$580,000
Library		
C00123	Lab Equipment	5,000
C00317	Network Upgrade	6,000
C00412	Server Replacement	12,000
C00498	Public Laptops	7,000
C00545	Library Renovations	328,400
C00675	2016 Library Collection Development	32,000
C01086	Sorter	61,000
C01087	RFID System	15,000
		Library
		\$466,400
P & R Vehicles/Equipment		
C00204	Purchase a Trailer (replaces P591)	11,000

Project ID	Project Description	Budget
C00320	Purchase a 1/2 Ton Truck (replaces P513)	30,000
C00414	Purchase a Garbage Packer	130,000
C00800	Cemetery Dump Trailer Replacement	20,000
C00802	Purchase an Ice Edger	6,000
C00959	New Tractor	65,000
C00960	Purchase a 1 Ton 4X4 - (Replaces P514)	57,000
C01154	Purchase Leaf Collection & Dumpbox (for P510)	25,000
P & R Vehicles/Equipment		\$344,000
Parking Operations		
C00333	Old Community Centre Parking Lot Resurface	100,000
Parking Operations		\$100,000
Parks, Recreation & Facilities		
C00068	Court House Boiler Replacement	30,000
C00368	Community Centre Fitness Equipment-Add & Replace	20,000
C00416	Virgil Sports Park Tennis Court Restoration	50,000
C00801	Centennial Arena Boards & Door Replacement	50,000
C00977	Queens Royal Park Amenities	5,000
C00978	Polyhouse - Greenhouses	90,000
C00979	Landscape Upgrades - Pumphouse	5,000
C00980	Landscape Upgrades - Old Community Centre Parking Lot	10,000
C00981	Queen St. Flower Bed Surrounds - Phase 2	30,000
C00983	Queenston Park Design	25,000
C01002	Niagara Pool Boiler Replacement	30,000
C01010	Memorial Park Tennis Court Light & Post Replacement	60,000
C01124	Christmas Decorations	45,000
C01166	Lakeshore Cemetery Road Paving	48,000
C01167	Community Centre - Concrete Pad Around Lawn Bowling Green	28,000
C01168	Simcoe Park - Heritage Garden	10,000
C01169	Niagara-on-the-Green Park Lights	22,000
C01170	Arena Amenities	21,000
C01171	Centennial Arena - Sliding Doors (x2)	10,000
C01172	Centennial Arena - Testing and repair of arena floor	20,000
C01173	Memorial Park - Soccer Fields Drainage	30,000
C01174	Dock Area Parkette Enhancements	30,000
C01175	Lakeshore Cemetery - Water Line Replacement	20,000
C01176	Simcoe Park - Picton Street Boulevard Pavers	30,000
C01177	Park Renovations - Fire Hall and Rye Heritage Park	10,000
C01178	Parking Meter - Garbage Cans	8,700
Parks, Recreation & Facilities		\$737,700
PW Vehicles/Equipment		

Project ID	Project Description	Budget
C00313	Backhoe (replaces 394)	140,000
C00315	Plow Truck 5 Ton extension	225,000
C00364	2016 Miscellaneous Equipment	8,000
C01147	Trackless c/w plow	140,000
PW Vehicles/Equipment		\$513,000
Roads Department		
C00193	Engineering Work for Byron Street (King to Wellington)	40,000
C00245	Four Mile Creek Road Reconstruction (NSR to Penner)	717,000
C00300	Concession 2 Road - Bridge #6 Replacement (.05km South of Line 1)	520,000
C00301	Queenston Road - (Concession 5 Road to Concession 6 Road) - Road Construction	820,000
C00354	Concession 2 Road - (Line 4 to Line 3) - Road Resurfacing	170,000
C00357	Guard Rail Installations - Queenston Road (Concession 5 to 6)	60,000
C00359	Engineering Work for Tankark Road - (York to North Boundary)	35,000
C00625	Byron Street (Wellington to Nelson) Road Construction	410,000
C00709	Engineering Work for Queenston Road - (Concession 6 Road to Concession 7 Road)	50,000
C01205	Scott Street Culvert (0.46 km west of McNab)	80,000
C01206	Engineering - Mississauga Street Culvert (Johnson to Gage)	30,000
C01207	Engineering - Field & Elden Resurfacing	10,000
C01209	Operations Centre - Roof Replacement (Old Section)	50,000
Roads Department		\$2,992,000
Storm Water		
C00172	Engineering for Byron Street (Wellington-King)	30,000
C00432	Minor Storm System Improvements (CB Installations)	10,000
C00772	Four Mile Creek Road (Penner to Niagara Stone Road)	300,000
C00895	Byron Street - Wellington to Nelson (Dead End)	100,000
Storm Water		\$440,000
Street Lighting		
C01229	LED Post-Top Conversion Program	54,000
Street Lighting		\$54,000
Transit		
C00937	Railings for Fort George and Court House Loading Zones (partial AODA)	10,000
C01127	AODA Compliant Pads at Bus Stops	12,500
Transit		\$22,500
Wastewater		
C00146	Garrison Village CSO Flow Monitoring (Post repair program)	50,000
C00854	Old Town CSO I/I Study (Phase 1 - King-Charlotte Area)	150,000
C00900	King Street - Johnson to Gage	30,000
C00901	Engineering - Melville Street - Ricardo to Riverbeach	20,000
C01224	Garrison Village Drive Sanitary Replacement (Lower Canada Dr. to Elizabeth St.)	102,000
Wastewater		\$352,000

Project ID	Project Description	Budget
Water		
C00297	Engineering for Field Road (FMCR-NSR) and Elden Street (Penner-Field)	40,000
C00344	Nassau Street-Lakeshore Road - (William-Lakeshore-Dixie)	270,000
C00345	Palatine Place (Johnson to Orchard)	70,000
C00348	Engineering for Tanbark Rd. (York to North Urban Boundary)	50,000
C00429	Four Mile Creek Road (Penner to Niagara Stone Road)	68,000
C00825	Stewart Road - Phase 3b - (Welland to Carlton)	680,000
C00834	Byron Street (at Melville Street)	42,000
C01030	St. Davids Water Pressure Improvements	75,000
C01200	Bulk Water Station Upgrade - Bottom Feed	30,000
		Water
		\$1,325,000
		\$8,080,350



Capital Project Information

Budget Year: 2016	Department: Parks, Recreation & Facilities	Project No.: C00068
-------------------	--	---------------------

Project Details	Project Title	Project Location / Facility
	Court House Boiler Replacement	Parks Recreation & Facilities
	Description	Justification
	Facilities Purchase new Boiler system for the Court House	This existing boiler system was installed in 1981. The equipment has served its lifespan and needs replacement. These will be replaced with high efficiency models.
	Gross Capital Cost:	\$ 30,000.00

Project Financing	Reserve Funds	
	Capital Levy	\$ 30,000.00
		\$ 0.00
		\$ 0.00
		\$ 0.00
	Debentures	\$ 0.00
	Grants / Developer Contributions	\$ 0.00
	Total Project Financing	\$ 30,000.00

Future Impact(s)	
------------------	--



Capital Project Information

Budget Year: 2016	Department: Library	Project No.: C00123
-------------------	---------------------	---------------------

Project Details	Project Title	Project Location / Facility
	Lab Equipment	Library
	Description	Justification
	Equip new public lab/makerspace with current technology when library renovation is completed in late 2016. Equipment to be determined with public input closer to renovation date.	Provide library users with new learning opportunities through access to new technologies.
	Gross Capital Cost:	\$ 5,000.00

Project Financing	Reserve Funds	
	Library Development	\$ 5,000.00
		\$ 0.00
		\$ 0.00
		\$ 0.00
	Debentures	\$ 0.00
	Grants / Developer Contributions	\$ 0.00
	Total Project Financing	\$ 5,000.00

Future Impact(s)	Materials supply for equipment will have minimal impact on future operating budgets.
------------------	--



Capital Project Information

Budget Year: 2016	Department: Wastewater	Project No.: C00146
-------------------	------------------------	---------------------

Project Details	Project Title	Project Location / Facility
	Garrison Village CSO Flow Monitoring (Post repair program)	Public Works
	Description	Justification
	Flow monitoring of the Garrison Village area sanitary sewer system after completion of main and manhole repairs and to compare against 2014 results.	Is a requirement of Regional grant contributions. Aids in future justification of sanitary sewer repair program and quantifies the reduction of extraneous flows into the system.
	Gross Capital Cost:	\$ 50,000.00

Project Financing	Reserve Funds	
	Wastewater Capital Improvements	\$ 30,000.00
	Government Grants	\$ 20,000.00
		\$ 0.00
		\$ 0.00
	Debentures	\$ 0.00
	Grants / Developer Contributions	\$ 0.00
	Total Project Financing	\$ 50,000.00

Future Impact(s)	
------------------	--



Capital Project Information

Budget Year: 2016	Department: Storm Water	Project No.: C00172
-------------------	-------------------------	---------------------

Project Details	Project Title	Project Location / Facility
	Engineering for Byron Street (Wellington-King)	Public Works
	Description	Justification
	Estimated engineering fees for storm sewer projects scheduled for 2017.	Allows projects scheduled for the following year to be designed, reviewed and approved for construction so tenders can be called early in the construction year. Project linked with the road reconstruction
	Gross Capital Cost:	\$ 30,000.00

Project Financing	Reserve Funds	
	Capital Levy	\$ 30,000.00
		\$ 0.00
		\$ 0.00
		\$ 0.00
	Debentures	\$ 0.00
	Grants / Developer Contributions	\$ 0.00
	Total Project Financing	\$ 30,000.00

Future Impact(s)	
------------------	--



Capital Project Information

Budget Year: 2016	Department: Roads Department	Project No.: C00193
-------------------	------------------------------	---------------------

Project Details	Project Title	Project Location / Facility
	Engineering Work for Byron Street (King to Wellington)	Public Works
	Description	Justification
	Estimated engineering design fees for road reconstruction project scheduled for 2017.	Allows projects scheduled for the following year to be designed, reviewed and approved for construction so the tenders can be called early in the year.
	Gross Capital Cost:	\$ 40,000.00

Project Financing	Reserve Funds	
	Capital Levy	\$ 40,000.00
		\$ 0.00
		\$ 0.00
		\$ 0.00
	Debentures	\$ 0.00
	Grants / Developer Contributions	\$ 0.00
	Total Project Financing	\$ 40,000.00

Future Impact(s)	
------------------	--



Capital Project Information

Budget Year: 2016	Department: P & R Vehicles/Equipment	Project No.: C00204
-------------------	--------------------------------------	---------------------

Project Details	Project Title	Project Location / Facility
	Purchase a Trailer (replaces P591)	Parks Recreation & Facilities
	Description	Justification
	Vehicles & Equipment Purchase of a new trailer	This trailer has been in service for 17 years. It is proposed that the existing trailer be retained and used for tree fertilization and to assist with watering of newly planted trees as part of the replanting program associated with the Emerald Ash Borer. This trailer will be assessed year to year for disposal.
	Gross Capital Cost:	\$ 11,000.00

Project Financing	Reserve Funds	
	Fleet Replacement	\$ 11,000.00
		\$ 0.00
		\$ 0.00
		\$ 0.00
	Debentures	\$ 0.00
	Grants / Developer Contributions	\$ 0.00
	Total Project Financing	\$ 11,000.00

Future Impact(s)	
------------------	--



Capital Project Information

Budget Year: 2016	Department: Fire & Emergency Services	Project No.: C00219
-------------------	---------------------------------------	---------------------

Project Details	Project Title	Project Location / Facility
	2016 Protective Equipment	Fire & Emergency Services
	Description	Justification
	Partial Replacement of helmets and bunker gear on an annual basis.	All of the Personal Protective Equipment (PPE) has been purchased incrementally over the years. NFPA 1851 requires that PPE be evaluated on a regular basis and replaced after 10 years. The PPE is a very valuable asset for the safety of Town firefighters.
	Gross Capital Cost:	\$ 25,000.00

Project Financing	Reserve Funds	
	Capital Levy	\$ 25,000.00
		\$ 0.00
		\$ 0.00
		\$ 0.00
	Debentures	\$ 0.00
	Grants / Developer Contributions	\$ 0.00
	Total Project Financing	\$ 25,000.00

Future Impact(s)	
------------------	--



Capital Project Information

Budget Year: 2016	Department: Roads Department	Project No.: C00245
-------------------	------------------------------	---------------------

Project Details	Project Title	Project Location / Facility
	Four Mile Creek Road Reconstruction (NSR to Penner)	Public Works
	Description	Justification
	Reconstruction in accordance with the Towns current road cross section standard (curb and gutter).	Road reconstruction will be completed in conjunction with new storm sewer installation. Reduction in roads maintenance activities in operating budget.
	Gross Capital Cost:	\$ 717,000.00

Project Financing	Reserve Funds	
	DC: Roads, Sidewalks and Lights	\$ 347,787.00
	Federal Gas Tax	\$ 298,513.00
	Capital Levy	\$ 70,700.00
		\$ 0.00
	Debentures	\$ 0.00
	Grants / Developer Contributions	\$ 0.00
Total Project Financing		\$ 717,000.00

Future Impact(s)	
------------------	--



Capital Project Information

Budget Year: 2016	Department: Fire & Emergency Services	Project No.: C00270
-------------------	---------------------------------------	---------------------

Project Details	Project Title	Project Location / Facility
	HVAC Replacement at Station #1	Station #1
	Description	Justification
	Facilities replacement of HVAC unit at Stations #1.	The current HVAC system is in need of replacement. Existing unit was installed in 2000.
	Gross Capital Cost:	\$ 35,000.00

Project Financing	Reserve Funds	
	Capital Levy	\$ 35,000.00
		\$ 0.00
		\$ 0.00
		\$ 0.00
	Debentures	\$ 0.00
	Grants / Developer Contributions	\$ 0.00
	Total Project Financing	\$ 35,000.00

Future Impact(s)	
------------------	--



Capital Project Information

Budget Year: 2016	Department: Library	Project No.: C00545
-------------------	---------------------	---------------------

Project Details	Project Title	Project Location / Facility
	Library Renovations	Library
	Description	Justification
	Renovation of library interior to widen pathways, replace carpet, improve public wireless internet, upgrade lighting, increase number of electrical outlets, provide quiet reading areas, create multi-use spaces, separate staff work room from public area and create an office for the Library Manager.	AODA compliance, end of life for carpeting, better use of existing space to meet current and future needs of the community including: need for quiet study space; seating, wireless internet & electrical access for users of mobile devices; reduction of noise created by staff; need for more staff space; need for private space for the Library Manager to deal with confidential library matters.
	Gross Capital Cost:	\$ 278,400.00

Project Financing	Reserve Funds	
	DC: Library Facilities	\$ 67,200.00
	Library Donations	\$ 67,200.00
	Government Grants	\$ 144,000.00
		\$ 0.00
	Debentures	\$ 0.00
	Grants / Developer Contributions	\$ 0.00
Total Project Financing		\$ 278,400.00

Future Impact(s)	No future impact on operating budget.
------------------	---------------------------------------



Capital Project Information

Budget Year: 2016	Department: Water	Project No.: C00297
-------------------	-------------------	---------------------

Project Details	Project Title	Project Location / Facility
	Engineering for Field Road (FMCR-NSR) and Elden Street (Penner-Field)	Public Works
	Description	Justification
	Estimated engineering fees for watermain replacement project scheduled for 2017 construction.	Allows projects scheduled for the following year to be designed, reviewed and approved for construction so that tenders can be called early in the construction year.
	Gross Capital Cost:	\$ 40,000.00

Project Financing	Reserve Funds	
	Water Capital Improvements	\$ 40,000.00
		\$ 0.00
		\$ 0.00
		\$ 0.00
	Debentures	\$ 0.00
	Grants / Developer Contributions	\$ 0.00
	Total Project Financing	\$ 40,000.00

Future Impact(s)	
------------------	--



Capital Project Information

Budget Year: 2016	Department: Roads Department	Project No.: C00300
-------------------	------------------------------	---------------------

Project Details	Project Title	Project Location / Facility
	Concession 2 Road - Bridge #6 Replacement (.05km South of Line 1)	Public Works
	Description	Justification
	Concrete bridge replacement.	Replacement of existing structure constructed in 1940 prior to asphalt resurfacing of road in 2018.
	Gross Capital Cost:	\$ 520,000.00

Project Financing	Reserve Funds	
	Bridges & Culverts	\$ 324,755.00
	Ontario Community Infrastructure Fund	\$ 195,245.00
		\$ 0.00
		\$ 0.00
	Debentures	\$ 0.00
	Grants / Developer Contributions	\$ 0.00
	Total Project Financing	\$ 520,000.00

Future Impact(s)	
------------------	--



Capital Project Information

Budget Year: 2016	Department: Roads Department	Project No.: C00301
-------------------	------------------------------	---------------------

Project Details	Project Title	Project Location / Facility
	Queenston Road - (Concession 5 Road to Concession 6 Road) - Road Construction	Public Works
	Description	Justification
	Excavation and widening of the existing road surface to provide for bike lanes and milling and resurfacing of the complete road surface with hot-mix asphalt.	<p>This section of road is listed as deficient in the Towns roads needs study and recommends resurfacing/reconstruction.</p> <p>Work includes providing 1.5 metre bike lanes on both sides of road.</p> <p>Road is designated as a bike route in the 2003 Regional Niagara Bikeways Master Plan and includes grants from the Region for the work.</p>
	Gross Capital Cost:	\$ 820,000.00

Project Financing	Reserve Funds	
	DC: Roads, Sidewalks and Lights	\$ 96,240.00
	Capital Levy	\$ 632,260.00
	Government Grants	\$ 91,500.00
		\$ 0.00
	Debentures	\$ 0.00
	Grants / Developer Contributions	\$ 0.00
Total Project Financing		\$ 820,000.00

Future Impact(s)	
------------------	--



Capital Project Information

Budget Year: 2016	Department: PW Vehicles/Equipment	Project No.: C00313
-------------------	-----------------------------------	---------------------

Project Details	Project Title	Project Location / Facility
	Backhoe (replaces 394)	Public Works
	Description	Justification
	Vehicles & Equipment This is a replacement of a backhoe purchased in 2005 for the roads department	-Hydraulic hoes becoming brittle -Pivot points requiring rebuild -Oil leaks appearing -Drive shaft requiring work -Current model not high enough lift for new trucks -Chasing electrical problems Repair costs and down time has started to increase - recurring issues has required the dealer to fix several electrical problems.
	Gross Capital Cost:	\$ 140,000.00

Project Financing	Reserve Funds	
	Fleet Replacement	\$ 140,000.00
		\$ 0.00
		\$ 0.00
		\$ 0.00
	Debentures	\$ 0.00
	Grants / Developer Contributions	\$ 0.00
	Total Project Financing	\$ 140,000.00

Future Impact(s)	
------------------	--



Capital Project Information

Budget Year: 2016	Department: PW Vehicles/Equipment	Project No.: C00315
-------------------	-----------------------------------	---------------------

Project Details	Project Title	Project Location / Facility
	Plow Truck 5 Ton extension	Public Works
	Description	Justification
	Vehicles & Equipment This vehicle is a new addition to the fleet	Due to the growth of the Town the length of roads have increased. In order to ensure that the roads are plowed and sanded as quickly as possible an additional route has been developed and this vehicle will assigned to the new route.
	Gross Capital Cost:	\$ 225,000.00

Project Financing	Reserve Funds	
	DC: Roads, Sidewalks and Lights	\$ 225,000.00
		\$ 0.00
		\$ 0.00
		\$ 0.00
	Debentures	\$ 0.00
	Grants / Developer Contributions	\$ 0.00
Total Project Financing	\$ 225,000.00	

Future Impact(s)	
------------------	--



Capital Project Information

Budget Year: 2016	Department: Library	Project No.: C00317
-------------------	---------------------	---------------------

Project Details	Project Title	Project Location / Facility
	Network Upgrade	Niagara-on-the-Lake Public Library
	Description	Justification
	Redesign and install upgraded computer network including new firewall, routers and switches.	Switches and routers due for replacement. Library network needs to be segregated from Town network. Public wireless internet needs to be upgraded. Entire network needs to be redesigned to operate more efficiently.
	Gross Capital Cost:	\$ 6,000.00

Project Financing	Reserve Funds	
	Library Computer	\$ 6,000.00
		\$ 0.00
		\$ 0.00
		\$ 0.00
	Debentures	\$ 0.00
	Grants / Developer Contributions	\$ 0.00
	Total Project Financing	\$ 6,000.00

Future Impact(s)	No future impact on the operating budget.
------------------	---



Capital Project Information

Budget Year: 2016	Department: P & R Vehicles/Equipment	Project No.: C00320
-------------------	--------------------------------------	---------------------

Project Details	Project Title	Project Location / Facility
	Purchase a 1/2 Ton Truck (replaces P513)	Parks Recreation & Facilities
	Description	Justification
	Vehicles & Equipment Purchase a 1/2 Ton Truck	This vehicle has been in service for 10 years. The old vehicle will be kept to support the Operations department. It will be evaluated year to year for disposal.
	Gross Capital Cost:	\$ 30,000.00

Project Financing	Reserve Funds	
	Fleet Replacement	\$ 3,000.00
	DC: Parkland & Recreation	\$ 27,000.00
		\$ 0.00
		\$ 0.00
	Debentures	\$ 0.00
	Grants / Developer Contributions	\$ 0.00
	Total Project Financing	\$ 30,000.00

Future Impact(s)	
------------------	--



Capital Project Information

Budget Year: 2016	Department: Fire & Emergency Services	Project No.: C00323
-------------------	---------------------------------------	---------------------

Project Details	Project Title	Project Location / Facility
	Pump 2 Replacement	Fire & Emergency Services
	Description	Justification
	Vehicles and Equipment.	Pump 2 is a 1996 model and has served 20 years in front line service . After 20 years a fire truck can be moved to spare status but loses its underwriters rating as a Class 1 pump. All of our stations have 1 Class 1 pump a reduction could affect our Underwriters rating.
	Gross Capital Cost:	\$ 350,000.00

Project Financing	Reserve Funds	
	Capital Levy	\$ 350,000.00
		\$ 0.00
		\$ 0.00
		\$ 0.00
	Debentures	\$ 0.00
	Grants / Developer Contributions	\$ 0.00
	Total Project Financing	\$ 350,000.00

Future Impact(s)	
------------------	--



Capital Project Information

Budget Year: 2016	Department: Fire & Emergency Services	Project No.: C00324
-------------------	---------------------------------------	---------------------

Project Details	Project Title	Project Location / Facility
	2016 Miscellaneous Fire Fighting Equipment	Fire & Emergency Services
	Description	Justification
	Vehicles & Equipment	Throughout the year small tools such as chainsaws and rope rescue equipment break and require replacement. These are all long life capital equipment that have no definitive end date but when they fail need to be replaced immediately.
	Gross Capital Cost:	\$ 10,000.00

Project Financing	Reserve Funds	
	Capital Levy	\$ 10,000.00
		\$ 0.00
		\$ 0.00
		\$ 0.00
	Debentures	\$ 0.00
	Grants / Developer Contributions	\$ 0.00
	Total Project Financing	\$ 10,000.00

Future Impact(s)	
------------------	--



Capital Project Information

Budget Year: 2016	Department: Corporate Services	Project No.: C00325
-------------------	--------------------------------	---------------------

Project Details	Project Title	Project Location / Facility
	2016 Corporate PC/Printer Replacement Program	Corporate Services
	Description	Justification
	Information Technology - Corporate PC / Printer Replacement Program Strategy	PCs and Printers are currently replaced based on 3 or 4 year life cycle classification. This program coordinates, manages and budgets for replacements based on said schedule, which helps budgeting predictability and better overall reallocation strategies. Power users throughout the Corporation get new PCs every 3 yrs, whereas internet stations or kiosks are replaced every 4 or 5 yrs.
	Gross Capital Cost:	\$ 48,750.00

Project Financing	Reserve Funds	
	Capital Levy	\$ 48,750.00
		\$ 0.00
		\$ 0.00
		\$ 0.00
	Debentures	\$ 0.00
	Grants / Developer Contributions	\$ 0.00
	Total Project Financing	\$ 48,750.00

Future Impact(s)	
------------------	--



Capital Project Information

Budget Year: 2016	Department: Corporate Services	Project No.: C00326
-------------------	--------------------------------	---------------------

Project Details	Project Title	Project Location / Facility
	Engineering Plotter Replacement	Operations - Engineering
	Description	Justification
	Information Technology - Large Format Plotter and Scanner	Large format prints are essential tools for both staff and the public when working with maps and large prints. The current Engineering Plotter while still functional, can be repurposed when replaced and will be used in the Operations area where Roads, Water and Parks and Rec will have access to print large format drawings and maps and serve as a secondary plotter for Operations.
	Gross Capital Cost:	\$ 20,000.00

Project Financing	Reserve Funds	
	Capital Levy	\$ 20,000.00
		\$ 0.00
		\$ 0.00
		\$ 0.00
	Debentures	\$ 0.00
	Grants / Developer Contributions	\$ 0.00
	Total Project Financing	\$ 20,000.00

Future Impact(s)	
------------------	--



Capital Project Information

Budget Year: 2016	Department: Corporate Services	Project No.: C00329
-------------------	--------------------------------	---------------------

Project Details	Project Title	Project Location / Facility
	2016 Network Equipment Upgrades and Enhancements	Corporate Services
	Description	Justification
	Information Technology - Other Network equipment including, but not limited to: Network Switches and Routers, Fibre cables and drops, Transceivers, new Network Cat5e or Cat6 data cables, and Corning Boxes.	Network equipment upgrades are required to maintain the Corporations network topology and ensure uninterrupted service amongst departments and facilities.
	Gross Capital Cost:	\$ 7,000.00

Project Financing	Reserve Funds	
	Capital Levy	\$ 7,000.00
		\$ 0.00
		\$ 0.00
		\$ 0.00
	Debentures	\$ 0.00
	Grants / Developer Contributions	\$ 0.00
	Total Project Financing	\$ 7,000.00

Future Impact(s)	
------------------	--



Capital Project Information

Budget Year: 2016	Department: Corporate Services	Project No.: C00330
-------------------	--------------------------------	---------------------

Project Details	Project Title	Project Location / Facility
	Replace Existing SQL Data Server	Corporate Services
	Description	Justification
	Information Technology - SQL Data Server is our data warehouse server for various databases leveraging the Microsoft SQL database format.	Keeping in line with our Server Replacement Life Cycle of 5 years, we need to replace one of our existing SQL data servers. Proactively upgrading the physical hardware of the server, we also need to upgrade the software versions as legacy iterations become unsupported.
	Gross Capital Cost:	\$ 18,000.00

Project Financing	Reserve Funds	
	Capital Levy	\$ 18,000.00
		\$ 0.00
		\$ 0.00
		\$ 0.00
	Debentures	\$ 0.00
	Grants / Developer Contributions	\$ 0.00
	Total Project Financing	\$ 18,000.00

Future Impact(s)	
------------------	--



Capital Project Information

Budget Year: 2016	Department: Corporate Services	Project No.: C00331
-------------------	--------------------------------	---------------------

Project Details	Project Title	Project Location / Facility
	Back-up SAN Replacement (For Data Going Off Site)	Corporate Services
	Description	Justification
	Information Technology - Storage Area Network Arrays are physical storage devices for backup storage of Server snapshots and instances.	Faced with the ever increasing data storage needs, we need to replace current existing hardware to ensure uninterrupted access to Corporate data. Data is physically located offsite to ensure predictable redundancy in case of fire or flooding at Town Hall.
	Gross Capital Cost:	\$ 10,000.00

Project Financing	Reserve Funds	
	Capital Levy	\$ 10,000.00
		\$ 0.00
		\$ 0.00
		\$ 0.00
	Debentures	\$ 0.00
	Grants / Developer Contributions	\$ 0.00
	Total Project Financing	\$ 10,000.00

Future Impact(s)	
------------------	--



Capital Project Information

Budget Year: 2016	Department: Corporate Services	Project No.: C00332
-------------------	--------------------------------	---------------------

Project Details	Project Title	Project Location / Facility
	Replace NAS Mass Corporate Data System	Corporate Services
	Description	Justification
	Information Technology - NAS Devices (Networked Attached Storage) allow for the sharing of Computers and Systems production data to a central location.	Faced with ever increasing data storage needs, we need to replace current existing hardware to ensure uninterrupted access to Corporate data. Data is physically located offsite to ensure predictable redundancy in case of fire or flooding at Town Hall.
	Gross Capital Cost:	\$ 15,000.00

Project Financing	Reserve Funds	
	Capital Levy	\$ 15,000.00
		\$ 0.00
		\$ 0.00
		\$ 0.00
	Debentures	\$ 0.00
	Grants / Developer Contributions	\$ 0.00
	Total Project Financing	\$ 15,000.00

Future Impact(s)	
------------------	--



Capital Project Information

Budget Year: 2016	Department: Parking Operations	Project No.: C00333
-------------------	--------------------------------	---------------------

Project Details	Project Title	Project Location / Facility
	Old Community Centre Parking Lot Resurface	Community & Development Services
	Description	Justification
	This project entails the milling, spot base repair and hot mix asphalt resurfacing of the public parking lot located between Platoff Street, Haines Lane and Read Lane (known as the Old Community Centre Parking Lot)	Last reconstructed in 1993 this 68-space lot is a significant revenue generator for the Town. Although routine maintenance has been ongoing, the asphalt surface has reached the limit of its service lifespan and requires replacement.
	Gross Capital Cost:	\$ 100,000.00

Project Financing	Reserve Funds	
	Parking Revenue	\$ 100,000.00
		\$ 0.00
		\$ 0.00
		\$ 0.00
	Debentures	\$ 0.00
	Grants / Developer Contributions	\$ 0.00
	Total Project Financing	\$ 100,000.00

Future Impact(s)	Continued revenue generation and routine maintenance requirements (crack sealing, line painting, spot repair) under Parking and Road Operating budgets.
------------------	---



Capital Project Information

Budget Year: 2016	Department: Water	Project No.: C00344
-------------------	-------------------	---------------------

Project Details	Project Title	Project Location / Facility
	Nassau Street-Lakeshore Road - (William-Lakeshore-Dixie)	Public Works
	Description	Justification
	Replacement of existing 150mm dia. cast iron watermain with 150mm dia. PVC watermain.	The Towns cast iron watermain replacement program will ensure improved water quality from rusty mains and will help eliminate future costly watermain breaks.
	Gross Capital Cost:	\$ 270,000.00

Project Financing	Reserve Funds	
	Water Capital Improvements	\$ 270,000.00
		\$ 0.00
		\$ 0.00
		\$ 0.00
	Debentures	\$ 0.00
	Grants / Developer Contributions	\$ 0.00
	Total Project Financing	\$ 270,000.00

Future Impact(s)	
------------------	--



Capital Project Information

Budget Year: 2016	Department: Water	Project No.: C00345
-------------------	-------------------	---------------------

Project Details	Project Title	Project Location / Facility
	Palatine Place (Johnson to Orchard)	Public Works
	Description	Justification
	Replacement of existing 150mm dia. cast iron watermain with 150mm dia. PVC watermain.	The Towns cast iron watermain replacement program will ensure improved water quality from rusty mains and will help eliminate future costly watermain breaks.
	Gross Capital Cost:	\$ 70,000.00

Project Financing	Reserve Funds	
	Water Capital Improvements	\$ 70,000.00
		\$ 0.00
		\$ 0.00
		\$ 0.00
	Debentures	\$ 0.00
	Grants / Developer Contributions	\$ 0.00
	Total Project Financing	\$ 70,000.00

Future Impact(s)	
------------------	--



Capital Project Information

Budget Year: 2016	Department: Water	Project No.: C00348
-------------------	-------------------	---------------------

Project Details	Project Title	Project Location / Facility
	Engineering for Tanbark Rd. (York to North Urban Boundary)	Public Works
	Description	Justification
	Estimated engineering fees for watermain replacement project scheduled for 2017.	Allows projects scheduled for the following year to be designed, reviewed and approved for construction so that tenders can be called early in the construction year.
	Gross Capital Cost:	\$ 50,000.00

Project Financing	Reserve Funds	
	Water Capital Improvements	\$ 50,000.00
		\$ 0.00
		\$ 0.00
		\$ 0.00
	Debentures	\$ 0.00
	Grants / Developer Contributions	\$ 0.00
	Total Project Financing	\$ 50,000.00

Future Impact(s)	
------------------	--



Capital Project Information

Budget Year: 2016	Department: Roads Department	Project No.: C00354
-------------------	------------------------------	---------------------

Project Details	Project Title	Project Location / Facility
	Concession 2 Road - (Line 4 to Line 3) - Road Resurfacing	Public Works
	Description	Justification
	Milling and resurfacing of complete road surface with hot-mix asphalt.	This section of road is listed as deficient in the Towns roads needs study and recommends resurfacing/reconstruction. Work will also include providing 1.0 metre paved shoulders.
	Gross Capital Cost:	\$ 170,000.00

Project Financing	Reserve Funds	
	Capital Levy	\$ 170,000.00
		\$ 0.00
		\$ 0.00
		\$ 0.00
	Debentures	\$ 0.00
	Grants / Developer Contributions	\$ 0.00
	Total Project Financing	\$ 170,000.00

Future Impact(s)	
------------------	--



Capital Project Information

Budget Year: 2016	Department: Roads Department	Project No.: C00357
-------------------	------------------------------	---------------------

Project Details	Project Title	Project Location / Facility
	Guard Rail Installations - Queenston Road (Concession 5 to 6)	Pubic Works
	Description	Justification
	Replacement of existing guide rails.	Improved road safety. Replacement locations are in conjunction with road construction project C00301.
	Gross Capital Cost:	\$ 60,000.00

Project Financing	Reserve Funds	
	Capital Levy	\$ 60,000.00
		\$ 0.00
		\$ 0.00
		\$ 0.00
	Debentures	\$ 0.00
	Grants / Developer Contributions	\$ 0.00
	Total Project Financing	\$ 60,000.00

Future Impact(s)	
------------------	--



Capital Project Information

Budget Year: 2016	Department: Roads Department	Project No.: C00359
-------------------	------------------------------	---------------------

Project Details	Project Title	Project Location / Facility
	Engineering Work for Tanbark Road - (York to North Boundary)	Public Works
	Description	Justification
	Estimated engineering fees for road construction project scheduled for 2017.	Allows projects scheduled for the following year to be designed, reviewed and approved for construction so that tenders can be called early in the construction year.
	Gross Capital Cost:	\$ 35,000.00

Project Financing	Reserve Funds	
	DC: Roads, Sidewalks and Lights	\$ 25,900.00
	Capital Levy	\$ 9,100.00
		\$ 0.00
		\$ 0.00
	Debentures	\$ 0.00
	Grants / Developer Contributions	\$ 0.00
	Total Project Financing	\$ 35,000.00

Future Impact(s)	
------------------	--



Capital Project Information

Budget Year: 2016	Department: PW Vehicles/Equipment	Project No.: C00364
-------------------	-----------------------------------	---------------------

Project Details	Project Title	Project Location / Facility
	2016 Miscellaneous Equipment	Public Works
	Description	Justification
	Vehicles & Equipment Replacement of small equipment such as mowers, pumps, chain saws, etc.	Replace small equipment and attachments as required
	Gross Capital Cost:	\$ 8,000.00

Project Financing	Reserve Funds	
	Fleet Replacement	\$ 8,000.00
		\$ 0.00
		\$ 0.00
		\$ 0.00
	Debentures	\$ 0.00
	Grants / Developer Contributions	\$ 0.00
	Total Project Financing	\$ 8,000.00

Future Impact(s)	
------------------	--



Capital Project Information

Budget Year: 2016	Department: Parks, Recreation & Facilities	Project No.: C00368
-------------------	--	---------------------

Project Details	Project Title	Project Location / Facility
	Community Centre Fitness Equipment-Add & Replace	Community Centre
	Description	Justification
	Fitness equipment at the Community Centre will be repurchased by our current service provider and will purchase new equipment.	When purchasing the equipment for the Community Centre 5 years ago an agreement was put in place with our current service provider (Niagara Fitness Solutions) to repurchase at 5 years. They will be giving us a 20% trade in value on the equipment we sell back. New equipment will be purchased.
	Gross Capital Cost:	\$ 20,000.00

Project Financing	Reserve Funds	
	Community Centre	\$ 20,000.00
		\$ 0.00
		\$ 0.00
		\$ 0.00
	Debentures	\$ 0.00
	Grants / Developer Contributions	\$ 0.00
	Total Project Financing	\$ 20,000.00

Future Impact(s)	
------------------	--



Capital Project Information

Budget Year: 2016	Department: Library	Project No.: C00412
-------------------	---------------------	---------------------

Project Details	Project Title	Project Location / Facility
	Server Replacement	Library
	Description	Justification
	Replace computer server running library network.	Current server is over 5 years old and running Windows Server 2003 which is no longer a network operating system supported by Microsoft.
	Gross Capital Cost:	\$ 12,000.00

Project Financing	Reserve Funds	
	Library Computer	\$ 12,000.00
		\$ 0.00
		\$ 0.00
		\$ 0.00
	Debentures	\$ 0.00
	Grants / Developer Contributions	\$ 0.00
	Total Project Financing	\$ 12,000.00

Future Impact(s)	No future impact on the operating budget
------------------	--



Capital Project Information

Budget Year: 2016	Department: P & R Vehicles/Equipment	Project No.: C00414
-------------------	--------------------------------------	---------------------

Project Details	Project Title	Project Location / Facility
	Purchase a Garbage Packer	Parks Recreation & Facilities
	Description	Justification
	Vehicles & Equipment Purchase a new garbage packer to replace the current vehicle.	This vehicle has been in service for 7 years. It is used 365 days a year and has a lot of moving parts. It is an essential piece of equipment for garbage pickup. It has served its lifespan and The Town mechanic has advised that it be replaced.
	Gross Capital Cost:	\$ 130,000.00

Project Financing	Reserve Funds	
	Fleet Replacement	\$ 130,000.00
		\$ 0.00
		\$ 0.00
		\$ 0.00
	Debentures	\$ 0.00
	Grants / Developer Contributions	\$ 0.00
Total Project Financing	\$ 130,000.00	

Future Impact(s)	
------------------	--



Capital Project Information

Budget Year: 2016	Department: Parks, Recreation & Facilities	Project No.: C00416
-------------------	--	---------------------

Project Details	Project Title	Project Location / Facility
	Virgil Sports Park Tennis Court Restoration	Parks Recreation & Facilities
	Description	Justification
	Parks Remove the existing asphalt surface and fencing. Install new asphalt surface, fencing and acrylic painted surface.	The present courts were installed in 1990s. They have served there lifespan and are in need of replacement. The dimensions & colour of the courts (115 feet) will be identical to the courts installed in St. Davids Lions Park in 2015. Fencing being replaced will be the same as existing, completely surrounded with two openings for safety.
	Gross Capital Cost:	\$ 50,000.00

Project Financing	Reserve Funds	
	Park Dedication	\$ 50,000.00
		\$ 0.00
		\$ 0.00
		\$ 0.00
	Debentures	\$ 0.00
	Grants / Developer Contributions	\$ 0.00
	Total Project Financing	\$ 50,000.00

Future Impact(s)	
------------------	--



Capital Project Information

Budget Year: 2016	Department: Water	Project No.: C00429
-------------------	-------------------	---------------------

Project Details	Project Title	Project Location / Facility
	Four Mile Creek Road (Penner to Niagara Stone Road)	Public Works
	Description	Justification
	Replacement of existing older water services.	Replacement of older water services was not completed when original PVC watermain installation was completed in 1996 and is now recommended at time of new road reconstruction. Project is being completed in conjunction with road reconstruction project C00245.
	Gross Capital Cost:	\$ 68,000.00

Project Financing	Reserve Funds	
	Water Capital Improvements	\$ 68,000.00
		\$ 0.00
		\$ 0.00
		\$ 0.00
	Debentures	\$ 0.00
	Grants / Developer Contributions	\$ 0.00
	Total Project Financing	\$ 68,000.00

Future Impact(s)	
------------------	--



Capital Project Information

Budget Year: 2016	Department: Storm Water	Project No.: C00432
-------------------	-------------------------	---------------------

Project Details	Project Title	Project Location / Facility
	Minor Storm System Improvements (CB Installations)	Public Works
	Description	Justification
	Installation of required catch basins.	Project allows for installation of catch basins and connection to existing storm sewer systems at locations to correct existing water ponding problems.
	Gross Capital Cost:	\$ 10,000.00

Project Financing	Reserve Funds	
	Capital Levy	\$ 10,000.00
		\$ 0.00
		\$ 0.00
		\$ 0.00
	Debentures	\$ 0.00
	Grants / Developer Contributions	\$ 0.00
	Total Project Financing	\$ 10,000.00

Future Impact(s)	
------------------	--



Capital Project Information

Budget Year: 2016	Department: Library	Project No.: C00498
-------------------	---------------------	---------------------

Project Details	Project Title	Project Location / Facility
	Public Laptops	Library
	Description	Justification
	Purchase of laptops to replace desktop computers for public training classes.	The current computer lab is single purpose due to fixed desks for computers and is also underutilized. The library renovation will combine the computer training lab and public meeting room into one multipurpose room. Laptop computers will be used for public training courses and stored when not in use.
	Gross Capital Cost:	\$ 7,000.00

Project Financing	Reserve Funds	
	Library Computer	\$ 7,000.00
		\$ 0.00
		\$ 0.00
		\$ 0.00
	Debentures	\$ 0.00
	Grants / Developer Contributions	\$ 0.00
	Total Project Financing	\$ 7,000.00

Future Impact(s)	No future impacts to operating budget.
------------------	--



Capital Project Information

Budget Year: 2016	Department: Library	Project No.: C00545
-------------------	---------------------	---------------------

Project Details	Project Title	Project Location / Facility
	Library Renovations	Library
	Description	Justification
	Renovation of library interior to widen pathways, replace carpet, improve public wireless internet, upgrade lighting, increase number of electrical outlets, provide quiet reading areas, create multi-use spaces, separate staff work room from public area and create an office for the Library Manager.	AODA compliance, end of life for carpeting, better use of existing space to meet current and future needs of the community including: need for quiet study space; seating, wireless internet & electrical access for users of mobile devices; reduction of noise created by staff; need for more staff space; need for private space for the Library Manager to deal with confidential library matters.
	Gross Capital Cost:	\$ 278,400.00

Project Financing	Reserve Funds	
	DC: Library Facilities	\$ 67,200.00
	Library Donations	\$ 67,200.00
	Government Grants	\$ 144,000.00
		\$ 0.00
	Debentures	\$ 0.00
	Grants / Developer Contributions	\$ 0.00
	Total Project Financing	\$ 278,400.00

Future Impact(s)	No future impact on operating budget.
------------------	---------------------------------------



Capital Project Information

Budget Year: 2016	Department: Roads Department	Project No.: C00625
-------------------	------------------------------	---------------------

Project Details	Project Title	Project Location / Facility
	Byron Street (Wellington to Nelson) Road Construction	Public Works
	Description	Justification
	Reconstruction in accordance with the Towns current road cross section standard (curb and gutter).	Road reconstruction will be completed in conjunction with new storm sewer installation. Reduction in roads maintenance activities in operating budget.
	Gross Capital Cost:	\$ 410,000.00

Project Financing	Reserve Funds	
	Federal Gas Tax	\$ 147,400.00
	Capital Levy	\$ 262,600.00
		\$ 0.00
		\$ 0.00
	Debentures	\$ 0.00
	Grants / Developer Contributions	\$ 0.00
	Total Project Financing	\$ 410,000.00

Future Impact(s)	
------------------	--



Capital Project Information

Budget Year: 2016	Department: Library	Project No.: C00675
-------------------	---------------------	---------------------

Project Details	Project Title	Project Location / Facility
	2016 Library Collection Development	NOTL Public Library
	Description	Justification
	The annual Library Collection Development capital project is an ongoing process of procuring up-to-date recreational and reference materials. The collection includes books, DVDs and CDs.	Annual collection development is essential to library service excellence and is mandated under the Ontario Public Library Act. The mandate is to provide access to, and allow the borrowing of, up-to-date library materials.
	Gross Capital Cost:	\$ 32,000.00

Project Financing	Reserve Funds	
	DC: Library Facilities	\$ 28,800.00
	Library Development	\$ 3,200.00
		\$ 0.00
		\$ 0.00
	Debentures	\$ 0.00
	Grants / Developer Contributions	\$ 0.00
	Total Project Financing	\$ 32,000.00

Future Impact(s)	No future impact on the operating budget.
------------------	---



Capital Project Information

Budget Year: 2016	Department: Corporate Services	Project No.: C00702
-------------------	--------------------------------	---------------------

Project Details	Project Title	Project Location / Facility
	Council Chambers Technology Improvements	Council Chambers
	Description	Justification
	Technological Improvements to Council Chambers includes two new Windows Surface tablet for presentations and a wireless presentation system to work with existing Council Chambers TV Monitors.	A dedicated Windows Surface tablet each for both Public Meetings and COTW / Council Meetings. Having different devices will ensure product adaptability for each specific function. A wireless presentation system in Council Chambers would then allow users the ability to present from anywhere in the room not just the podium.
	Gross Capital Cost:	\$ 7,000.00

Project Financing	Reserve Funds	
	Capital Levy	\$ 7,000.00
		\$ 0.00
		\$ 0.00
		\$ 0.00
	Debentures	\$ 0.00
	Grants / Developer Contributions	\$ 0.00
	Total Project Financing	\$ 7,000.00

Future Impact(s)	
------------------	--



Capital Project Information

Budget Year: 2016	Department: Corporate Services	Project No.: C00704
-------------------	--------------------------------	---------------------

Project Details	Project Title	Project Location / Facility
	Replace Cameras and Monitors in Council Chambers	Council Chambers
	Description	Justification
	Replace 3x older Network Axis Cameras in Council Chambers.	Replacing older Axis Cameras in Council Chambers with a High Def Camera similar to the newer Podium Camera. This provides a better video quality when Livestreaming and ensures uninterrupted use of camera switching system feeds in Council Chambers.
	Gross Capital Cost:	\$ 10,000.00

Project Financing	Reserve Funds	
	Capital Levy	\$ 10,000.00
		\$ 0.00
		\$ 0.00
		\$ 0.00
	Debentures	\$ 0.00
	Grants / Developer Contributions	\$ 0.00
	Total Project Financing	\$ 10,000.00

Future Impact(s)	
------------------	--



Capital Project Information

Budget Year: 2016	Department: Corporate Services	Project No.: C00705
-------------------	--------------------------------	---------------------

Project Details	Project Title	Project Location / Facility
	Replace Laserfiche Server	Corporate Services
	Description	Justification
	Information Technology - Replace Laserfiche server, which is our records management server.	In accordance with our Server Replacement Life Cycle of 5 years, we need to replace our primary records management server, along with an up-to-date Operating System and Backup Software to ensure uninterrupted service and access. Proactively upgrading the physical server and software versions as legacy iterations become unsupported.
	Gross Capital Cost:	\$ 18,000.00

Project Financing	Reserve Funds	
	Capital Levy	\$ 18,000.00
		\$ 0.00
		\$ 0.00
		\$ 0.00
	Debentures	\$ 0.00
	Grants / Developer Contributions	\$ 0.00
	Total Project Financing	\$ 18,000.00

Future Impact(s)	
------------------	--



Capital Project Information

Budget Year: 2016	Department: Roads Department	Project No.: C00709
-------------------	------------------------------	---------------------

Project Details	Project Title	Project Location / Facility
	Engineering Work for Queenston Road - (Concession 6 Road to Concession 7 Road)	Public Works
	Description	Justification
	Estimated engineering fees for road construction project scheduled for 2017.	Allows projects scheduled for the following year to be designed, reviewed and approved for construction so that tenders can be called early in the construction year.
	Gross Capital Cost:	\$ 50,000.00

Project Financing	Reserve Funds	
	DC: Roads, Sidewalks and Lights	\$ 5,850.00
	Capital Levy	\$ 44,150.00
		\$ 0.00
		\$ 0.00
	Debentures	\$ 0.00
	Grants / Developer Contributions	\$ 0.00
	Total Project Financing	\$ 50,000.00

Future Impact(s)	
------------------	--



Capital Project Information

Budget Year: 2016	Department: Storm Water	Project No.: C00772
-------------------	-------------------------	---------------------

Project Details	Project Title	Project Location / Facility
	Four Mile Creek Road (Penner to Niagara Stone Road)	Public Works
	Description	Justification
	Installation of storm sewer and required catch basins.	Project is being completed in conjunction with road reconstruction project C00245. This is a new installation for proposed curb and gutter requirements. This project will also be beneficial to any future development at the old Virgil Public School site.
	Gross Capital Cost:	\$ 300,000.00

Project Financing	Reserve Funds	
	Storm Water Management	\$ 300,000.00
		\$ 0.00
		\$ 0.00
		\$ 0.00
	Debentures	\$ 0.00
	Grants / Developer Contributions	\$ 0.00
	Total Project Financing	\$ 300,000.00

Future Impact(s)	
------------------	--



Capital Project Information

Budget Year: 2016	Department: P & R Vehicles/Equipment	Project No.: C00800
-------------------	--------------------------------------	---------------------

Project Details	Project Title	Project Location / Facility
	Cemetery Dump Trailer Replacement	Lakeshore Cemetery
	Description	Justification
	Purchase a replacement dump trailer for the cemetery	The current dump trailer has been in service for 30+ years. It has served its lifespan and is in need of replacement. This is essential equipment for performing interments at the cemetery.
	Gross Capital Cost:	\$ 20,000.00

Project Financing	Reserve Funds	
	Capital Variance	\$ 20,000.00
		\$ 0.00
		\$ 0.00
		\$ 0.00
	Debentures	\$ 0.00
	Grants / Developer Contributions	\$ 0.00
	Total Project Financing	\$ 20,000.00

Future Impact(s)	
------------------	--



Capital Project Information

Budget Year: 2016	Department: Parks, Recreation & Facilities	Project No.: C00801
-------------------	--	---------------------

Project Details	Project Title	Project Location / Facility
	Centennial Arena Boards & Door Replacement	Parks Recreation & Facilities
	Description	Justification
	Purchase new boards (puck board) to replace existing boards. Purchase new replacement door for the Olympia to get in and out of the ice surface.	The boards at the Centennial arena have been in service for 14 years. They have served there lifespan and need to be replaced. The door that opens in the boards to allow the Olympia on and off is in need of replacement. It was installed in 1967 and has served it lifespan and is in need of replacement.
	Gross Capital Cost:	\$ 50,000.00

Project Financing	Reserve Funds	
	Capital Levy	\$ 50,000.00
		\$ 0.00
		\$ 0.00
		\$ 0.00
	Debentures	\$ 0.00
	Grants / Developer Contributions	\$ 0.00
	Total Project Financing	\$ 50,000.00

Future Impact(s)	
------------------	--



Capital Project Information

Budget Year: 2016	Department: P & R Vehicles/Equipment	Project No.: C00802
-------------------	--------------------------------------	---------------------

Project Details	Project Title	Project Location / Facility
	Purchase an Ice Edger	Parks Recreation & Facilities
	Description	Justification
	Purchase new Ice Edger for the Arenas	The existing ice edger was purchased in 2003. This equipment will be used to maintain the ice levels in the corners.
	Gross Capital Cost:	\$ 6,000.00

Project Financing	Reserve Funds	
	Fleet Replacement	\$ 6,000.00
		\$ 0.00
		\$ 0.00
		\$ 0.00
	Debentures	\$ 0.00
	Grants / Developer Contributions	\$ 0.00
	Total Project Financing	\$ 6,000.00

Future Impact(s)	
------------------	--



Capital Project Information

Budget Year: 2016	Department: Fire & Emergency Services	Project No.: C00812
-------------------	---------------------------------------	---------------------

Project Details	Project Title	Project Location / Facility
	Convert Pump 2 to Rescue 2 (Refurbishment)	Fire Station #2
	Description	Justification
	Vehicles and equipment	The present pump 2 has a 1000 gallon tank and dump valve. It can be used to shuttle water. The present rescue 2 is a 1994 GMC Top Kick converted ambulance. Propose to convert Old pump 2 to rescue 2 to utilize its usable capability even though it can no longer be a front line Class 1 pump. Keep old rescue 2 as a spare rescue vehicle and rehab.
	Gross Capital Cost:	\$ 50,000.00

Project Financing	Reserve Funds	
	Capital Levy	\$ 50,000.00
		\$ 0.00
		\$ 0.00
		\$ 0.00
	Debentures	\$ 0.00
	Grants / Developer Contributions	\$ 0.00
	Total Project Financing	\$ 50,000.00

Future Impact(s)	
------------------	--



Capital Project Information

Budget Year: 2016	Department: Water	Project No.: C00825
-------------------	-------------------	---------------------

Project Details	Project Title	Project Location / Facility
	Stewart Road - Phase 3b - (Welland to Carlton)	Public Works
	Description	Justification
	Replacement of existing 150mm dia. AC watermain with 200mm dia. PVC watermain.	Project is Phase 3b of the Stewart Road watermain replacement program (final phase) and will aid in reducing water hammer issues that area residents experience and will help eliminate future costly watermain breaks.
	Gross Capital Cost:	\$ 680,000.00

Project Financing	Reserve Funds	
	Water Capital Improvements	\$ 680,000.00
		\$ 0.00
		\$ 0.00
		\$ 0.00
	Debentures	\$ 0.00
	Grants / Developer Contributions	\$ 0.00
	Total Project Financing	\$ 680,000.00

Future Impact(s)	
------------------	--



Capital Project Information

Budget Year: 2016	Department: Water	Project No.: C00834
-------------------	-------------------	---------------------

Project Details	Project Title	Project Location / Facility
	Byron Street (at Melville Street)	Public Works
	Description	Justification
	Replacement of existing 150mm dia. cast iron watermain with 150mm dia. PVC watermain.	The Towns cast iron watermain replacement program will ensure improved water quality from rusty mains and will help eliminate future costly watermain breaks. Project is being completed in conjunction with road reconstruction project C00625.
	Gross Capital Cost:	\$ 42,000.00

Project Financing	Reserve Funds	
	Water Capital Improvements	\$ 42,000.00
		\$ 0.00
		\$ 0.00
		\$ 0.00
	Debentures	\$ 0.00
	Grants / Developer Contributions	\$ 0.00
Total Project Financing		\$ 42,000.00

Future Impact(s)	
------------------	--



Capital Project Information

Budget Year: 2016	Department: Wastewater	Project No.: C00854
-------------------	------------------------	---------------------

Project Details	Project Title	Project Location / Facility
	Old Town CSO I/I Study (Phase 1 - King-Charlotte Area)	Public Works
	Description	Justification
	I/I study of King-Charlotte area of the Old Town sanitary sewer system.	Study will aid in determining the required areas of repairs required in this portion of the Old Town sanitary sewer system in 2017.
	Gross Capital Cost:	\$ 150,000.00

Project Financing	Reserve Funds	
	Wastewater Capital Improvements	\$ 90,000.00
	Government Grants	\$ 60,000.00
		\$ 0.00
		\$ 0.00
	Debentures	\$ 0.00
	Grants / Developer Contributions	\$ 0.00
	Total Project Financing	\$ 150,000.00

Future Impact(s)	
------------------	--



Capital Project Information

Budget Year: 2016	Department: Storm Water	Project No.: C00895
-------------------	-------------------------	---------------------

Project Details	Project Title	Project Location / Facility
	Byron Street - Wellington to Nelson (Dead End)	Public Works
	Description	Justification
	Installation of storm sewer and required catch basins.	Project is being completed in conjunction with road reconstruction project C00625. This is a new installation for proposed curb and gutter requirements.
	Gross Capital Cost:	\$ 100,000.00

Project Financing	Reserve Funds	
	Storm Water Management	\$ 100,000.00
		\$ 0.00
		\$ 0.00
		\$ 0.00
	Debentures	\$ 0.00
	Grants / Developer Contributions	\$ 0.00
	Total Project Financing	\$ 100,000.00

Future Impact(s)	
------------------	--



Capital Project Information

Budget Year: 2016	Department: Wastewater	Project No.: C00900
-------------------	------------------------	---------------------

Project Details	Project Title	Project Location / Facility
	King Street - Johnson to Gage	Public Works
	Description	Justification
	Abandonment of existing old 200 mm. dia. vitrified clay sanitary sewer constructed in 1910 and reconnection of any existing laterals to existing 375 mm dia. PVC sewer.	Will reduce the infiltration of ground water flows into the Towns sanitary sewer collection system and reduce treatment required at the Regional Lagoons/Future Plant, thereby freeing short term capacity issues for future development and lowering treatment costs.
	Gross Capital Cost:	\$ 30,000.00

Project Financing	Reserve Funds	
	Wastewater Capital Improvements	\$ 30,000.00
		\$ 0.00
		\$ 0.00
		\$ 0.00
	Debentures	\$ 0.00
	Grants / Developer Contributions	\$ 0.00
	Total Project Financing	\$ 30,000.00

Future Impact(s)	
------------------	--



Capital Project Information

Budget Year: 2016	Department: Wastewater	Project No.: C00901
-------------------	------------------------	---------------------

Project Details	Project Title	Project Location / Facility
	Engineering - Melville Street - Ricardo to Riverbeach	Public Works
	Description	Justification
	Engineering fees for sanitary sewer replacement project scheduled in 2017.	Allows projects scheduled for the following year to be designed, reviewed and approved for construction so tenders can be initiated early in the construction year.
	Gross Capital Cost:	\$ 20,000.00

Project Financing	Reserve Funds	
	Wastewater Capital Improvements	\$ 20,000.00
		\$ 0.00
		\$ 0.00
		\$ 0.00
	Debentures	\$ 0.00
	Grants / Developer Contributions	\$ 0.00
	Total Project Financing	\$ 20,000.00

Future Impact(s)	
------------------	--



Capital Project Information

Budget Year: 2016	Department: Transit	Project No.: C00937
-------------------	---------------------	---------------------

Project Details	Project Title	Project Location / Facility
	Railings for Fort George and Court House Loading Zones (partial AODA)	Fort George Tour Bus Information Centre, Court House Bus Stop
	Description	Justification
	Installation of protective and passenger crowd guidance railings	AODA site audit identified the need for protective railings at the Heritage Shuttle passenger loading areas. Additional railings to be installed to help expedite the orderly loading of shuttle bus passengers bus passengers
	Gross Capital Cost:	\$ 10,000.00

Project Financing	Reserve Funds	
	Capital Levy	\$ 5,000.00
	Ontario Disabilities	\$ 5,000.00
		\$ 0.00
		\$ 0.00
	Debentures	\$ 0.00
	Grants / Developer Contributions	\$ 0.00
	Total Project Financing	\$ 10,000.00

Future Impact(s)	
------------------	--



Capital Project Information

Budget Year: 2016	Department: P & R Vehicles/Equipment	Project No.: C00959
-------------------	--------------------------------------	---------------------

Project Details	Project Title	Project Location / Facility
	New Tractor	Parks Division
	Description	Justification
	Purchase a new tractor to support the parks division. It will have a loader and plow attachment.	Currently there is no tractor dedicated to the Parks division. This tractor will support Parks division requirements in horticulture and winter control.
	Gross Capital Cost:	\$ 65,000.00

Project Financing	Reserve Funds	
	DC: Parkland & Recreation	\$ 52,000.00
	Capital Levy	\$ 13,000.00
		\$ 0.00
		\$ 0.00
	Debentures	\$ 0.00
	Grants / Developer Contributions	\$ 0.00
	Total Project Financing	\$ 65,000.00

Future Impact(s)	
------------------	--



Capital Project Information

Budget Year: 2016	Department: P & R Vehicles/Equipment	Project No.: C00960
-------------------	--------------------------------------	---------------------

Project Details	Project Title	Project Location / Facility
	Purchase a 1 Ton 4X4 - (Replaces P514)	Parks Recreation & Facilities
	Description	Justification
	Purchase a new 1 ton truck 4x4 to replace P514	The current truck has been in service for 9 years. This truck is used intensively yearround for watering and snow clearing. It has served its lifespan and needs to be replaced.
	Gross Capital Cost:	\$ 57,000.00

Project Financing	Reserve Funds	
	Fleet Replacement	\$ 57,000.00
		\$ 0.00
		\$ 0.00
		\$ 0.00
	Debentures	\$ 0.00
	Grants / Developer Contributions	\$ 0.00
	Total Project Financing	\$ 57,000.00

Future Impact(s)	
------------------	--



Capital Project Information

Budget Year: 2016	Department: Parks, Recreation & Facilities	Project No.: C00977
-------------------	--	---------------------

Project Details	Project Title	Project Location / Facility
	Queens Royal Park Amenities	Parks Recreation & Facilities
	Description	Justification
	Purchase 15 new tables.	It is proposed to purchase 15 new picnic tables that are worn out and to meet increased demand.
	Gross Capital Cost:	\$ 5,000.00

Project Financing	Reserve Funds	
	Park Dedication	\$ 5,000.00
		\$ 0.00
		\$ 0.00
		\$ 0.00
	Debentures	\$ 0.00
	Grants / Developer Contributions	\$ 0.00
	Total Project Financing	\$ 5,000.00

Future Impact(s)	
------------------	--



Capital Project Information

Budget Year: 2016	Department: Parks, Recreation & Facilities	Project No.: C00978
-------------------	--	---------------------

Project Details	Project Title	Project Location / Facility
	Polyhouse - Greenhouses	Parks Recreation & Facilities
	Description	Justification
	Purchase a new greenhouse to support the Parks division horticulture department.	The current hoop houses (2) have been in use for 30+ years. The existing hoop houses are rudimentary and provide very limited frost damage protection, temperature control, and ventilation. The new structure will be designed for storage for vehicles and equipment when not being used as a greenhouse.
	Gross Capital Cost:	\$ 90,000.00

Project Financing	Reserve Funds	
	Capital Levy	\$ 90,000.00
		\$ 0.00
		\$ 0.00
		\$ 0.00
	Debentures	\$ 0.00
	Grants / Developer Contributions	\$ 0.00
Total Project Financing		\$ 90,000.00

Future Impact(s)	
------------------	--



Capital Project Information

Budget Year: 2016	Department: Parks, Recreation & Facilities	Project No.: C00979
-------------------	--	---------------------

Project Details	Project Title	Project Location / Facility
	Landscape Upgrades - Pumphouse	Parks Recreation & Facilities
	Description	Justification
	Purchase new plant material to replace dated display around the Pumphouse display pump foundation.	The current flowers that are planted around the display pump foundation are roses. These types of roses are not disease resistant and cannot be effectively treated due to the pesticide bans that are now in effect. They will be replaced with more appropriate disease resistant floral displays.
	Gross Capital Cost:	\$ 5,000.00

Project Financing	Reserve Funds	
	Capital Levy	\$ 5,000.00
		\$ 0.00
		\$ 0.00
		\$ 0.00
	Debentures	\$ 0.00
	Grants / Developer Contributions	\$ 0.00
	Total Project Financing	\$ 5,000.00

Future Impact(s)	
------------------	--



Capital Project Information

Budget Year: 2016	Department: Parks, Recreation & Facilities	Project No.: C00980
-------------------	--	---------------------

Project Details	Project Title	Project Location / Facility
	Landscape Upgrades - Old Community Centre Parking Lot	Parks Recreation & Facilities
	Description	Justification
	Purchase new plant material to replace dated displays in the beds around the Old Community Centre parking lot.	The current displays were installed in the early 1990s, are damaged and overgrown, and are in need of replacement.
	Gross Capital Cost:	\$ 10,000.00

Project Financing	Reserve Funds	
	Parking Revenue	\$ 10,000.00
		\$ 0.00
		\$ 0.00
		\$ 0.00
	Debentures	\$ 0.00
	Grants / Developer Contributions	\$ 0.00
	Total Project Financing	\$ 10,000.00

Future Impact(s)	
------------------	--



Capital Project Information

Budget Year: 2016	Department: Parks, Recreation & Facilities	Project No.: C00981
-------------------	--	---------------------

Project Details	Project Title	Project Location / Facility
	Queen St. Flower Bed Surrounds - Phase 2	Parks Recreation & Facilities
	Description	Justification
	Replacement of flower bed surrounds on Queen Street.	This is the second of three phases to replace the flower bed surrounds on Queen Street. Many of the existing surrounds were installed with the renovation of Queen Street in the early 1990s. They are worn and damaged and in need of replacement. Replacement of the current manufactured stone will be with a natural stone.
	Gross Capital Cost:	\$ 30,000.00

Project Financing	Reserve Funds	
	Capital Levy	\$ 30,000.00
		\$ 0.00
		\$ 0.00
		\$ 0.00
	Debentures	\$ 0.00
	Grants / Developer Contributions	\$ 0.00
	Total Project Financing	\$ 30,000.00

Future Impact(s)	
------------------	--



Capital Project Information

Budget Year: 2016	Department: Parks, Recreation & Facilities	Project No.: C00983
-------------------	--	---------------------

Project Details	Project Title	Project Location / Facility
	Queenston Park Design	Parks Recreation & Facilities
	Description	Justification
	A new park will be designed on the Town owned property adjacent to the old Laura Secord School property in Queenston.	This new park will provide a centrally located park in the Village of Queenston. The design will solicit community input in addition to sessions already held in 2015.
	Gross Capital Cost:	\$ 25,000.00

Project Financing	Reserve Funds	
	Park Dedication	\$ 25,000.00
		\$ 0.00
		\$ 0.00
		\$ 0.00
	Debentures	\$ 0.00
	Grants / Developer Contributions	\$ 0.00
	Total Project Financing	\$ 25,000.00

Future Impact(s)	
------------------	--



Capital Project Information

Budget Year: 2016	Department: Parks, Recreation & Facilities	Project No.: C01002
-------------------	--	---------------------

Project Details	Project Title	Project Location / Facility
	Niagara Pool Boiler Replacement	Parks Recreation & Facilities
	Description	Justification
	Purchase a new boiler for the Niagara Pool.	The existing boiler was installed in 2000. Repairs have been made this past year (2015) but is essential to keep temperature at optimal levels. Swimming lessons depend on the temperature to be maintained.
	Gross Capital Cost:	\$ 30,000.00

Project Financing	Reserve Funds	
	Park Dedication	\$ 30,000.00
		\$ 0.00
		\$ 0.00
		\$ 0.00
	Debentures	\$ 0.00
	Grants / Developer Contributions	\$ 0.00
	Total Project Financing	\$ 30,000.00

Future Impact(s)	
------------------	--



Capital Project Information

Budget Year: 2016	Department: Parks, Recreation & Facilities	Project No.: C01010
-------------------	--	---------------------

Project Details	Project Title	Project Location / Facility
	Memorial Park Tennis Court Light & Post Replacement	Parks Recreation & Facilities
	Description	Justification
	Purchase new tennis court lighting and new posts.	The existing lighting system was installed in the 1980s. In consultation with the NOTL Tennis Club, they have identified this as a system that no longer is adequate for playing tennis at night. They will be replaced with energy efficient LED lights.
	Gross Capital Cost:	\$ 60,000.00

Project Financing	Reserve Funds	
	Park Dedication	\$ 60,000.00
		\$ 0.00
		\$ 0.00
		\$ 0.00
	Debentures	\$ 0.00
	Grants / Developer Contributions	\$ 0.00
	Total Project Financing	\$ 60,000.00

Future Impact(s)	
------------------	--



Capital Project Information

Budget Year: 2016	Department: Water	Project No.: C01030
-------------------	-------------------	---------------------

Project Details	Project Title	Project Location / Facility
	St. Davids Water Pressure Improvements	Public Works
	Description	Justification
	To improve the water pressure in the St. Davids area working jointly with the Niagara Region.	The existing water pressure in St Davids is controlled by a Niagara Region stand pipe in Niagara Falls. As the summer months bring high water use the level in the stand pipe drops. This drop then lowers the pressures in St Davids. If the stand pipe is eliminated the area pressure zones will need to be adjusted by relocation of NOTL system pressure control valves.
	Gross Capital Cost:	\$ 75,000.00

Project Financing	Reserve Funds	
	Water Capital Improvements	\$ 75,000.00
		\$ 0.00
		\$ 0.00
		\$ 0.00
	Debentures	\$ 0.00
	Grants / Developer Contributions	\$ 0.00
	Total Project Financing	\$ 75,000.00

Future Impact(s)	
------------------	--



Capital Project Information

Budget Year: 2016	Department: Library	Project No.: C01086
-------------------	---------------------	---------------------

Project Details	Project Title	Project Location / Facility
	Sorter	Library
	Description	Justification
	Installation of automated sorter for materials returned to library.	Sorter works with RFID system to improve efficiency of materials handling and allow redeployment of staff for better customer service experience. Automatically checks in materials and updates customer accounts allowing them to borrow new materials immediately. Frees staff from sorting to help with more complex customer inquiries. Saves staff from repetitive strain injuries. Allows easier expansion of library borrowing services to more locations throughout town. Positions the library for the future and as a technology leader.
	Gross Capital Cost:	\$ 61,000.00

Project Financing	Reserve Funds	
	DC: Library Facilities	\$ 9,760.00
		\$ 0.00
		\$ 0.00
		\$ 0.00
	Debentures	\$ 0.00
	Grants / Developer Contributions	\$ 0.00
	Total Project Financing	\$ 9,760.00

Future Impact(s)	Maintenance contracts after warranty expiration will have minimal impact on future operating budgets. Most maintenance will be done in-house.
------------------	---



Capital Project Information

Budget Year: 2016	Department: Library	Project No.: C01087
-------------------	---------------------	---------------------

Project Details	Project Title	Project Location / Facility
	RFID System	Library
	Description	Justification
	Radio Frequency Identification (RFID) tags to replace existing barcodes on library materials.	Migration to a more efficient materials handling system. RFID facilitates faster check in/check out; allows easier and faster inventories; offers option for security; compatible and geared towards use with self-service technologies; improves customer experience by freeing staff from low-level, repetitive tasks to assist customers with more complex and time-intensive inquiries; makes expansion of library services to outlying communities easier.
	Gross Capital Cost:	\$ 15,000.00

Project Financing	Reserve Funds	
	DC: Library Facilities	\$ 2,400.00
		\$ 0.00
		\$ 0.00
		\$ 0.00
	Debentures	\$ 0.00
	Grants / Developer Contributions	\$ 0.00
	Total Project Financing	\$ 2,400.00

Future Impact(s)	New materials tagged at a slightly higher cost than barcodes so minimal impact on future operating budgets.
------------------	---



Capital Project Information

Budget Year: 2016	Department: Parks, Recreation & Facilities	Project No.: C01124
-------------------	--	---------------------

Project Details	Project Title	Project Location / Facility
	Christmas Decorations	Parks Recreation & Facilities
	Description	Justification
	Purchase of illuminated/reusable winter displays. These will be the same displays as the ones purchased in 2015.	Enhancement of the current winter displays that have been installed in 2015.
	Gross Capital Cost:	\$ 45,000.00

Project Financing	Reserve Funds	
	Capital Levy	\$ 45,000.00
		\$ 0.00
		\$ 0.00
		\$ 0.00
	Debentures	\$ 0.00
	Grants / Developer Contributions	\$ 0.00
	Total Project Financing	\$ 45,000.00

Future Impact(s)	
------------------	--



Capital Project Information

Budget Year: 2016	Department: Transit	Project No.: C01127
-------------------	---------------------	---------------------

Project Details	Project Title	Project Location / Facility
	AODA Compliant Pads at Bus Stops, Phase 1	On-street at Various NOTL Transit Stops
	Description	Justification
	Installation of concrete pads, ramps and/or textured warning grids at bus stops identified in bus stop accessibility audit as requiring upgrade. Also to facilitate snow clearance at unimproved bus stop locations.	Compliance with AODA, staged over several years in order of priority by frequency of use and current accessibility of the stops.
	Gross Capital Cost:	\$ 12,500.00

Project Financing	Reserve Funds	
	Ontario Disabilities	\$ 12,500.00
		\$ 0.00
		\$ 0.00
		\$ 0.00
	Debentures	\$ 0.00
	Grants / Developer Contributions	\$ 0.00
	Total Project Financing	\$ 12,500.00

Future Impact(s)	
------------------	--



Capital Project Information

Budget Year: 2016	Department: PW Vehicles/Equipment	Project No.: C01147
-------------------	-----------------------------------	---------------------

Project Details	Project Title	Project Location / Facility
	Trackless c/w plow	
	Description	Justification
	Four wheel drive articulating diesel tractor complete with 5 way V plow	Due to the growth of the Town the length of sidewalks have increased. In order to ensure that the sidewalks are plowed as per policy an additional route has been developed and this plow will assigned to cover these new routes.
	Gross Capital Cost:	\$ 140,000.00

Project Financing	Reserve Funds	
	DC: Roads, Sidewalks and Lights	\$ 112,000.00
	Fleet Replacement	\$ 28,000.00
		\$ 0.00
		\$ 0.00
	Debentures	\$ 0.00
	Grants / Developer Contributions	\$ 0.00
	Total Project Financing	\$ 140,000.00

Future Impact(s)	
------------------	--



Capital Project Information

Budget Year: 2016	Department: P & R Vehicles/Equipment	Project No.: C01154
-------------------	--------------------------------------	---------------------

Project Details	Project Title	Project Location / Facility
	Purchase Leaf Collection & Dumpbox (for P510)	Parks Recreation & Facilities
	Description	Justification
	Purchase a leaf collection system and dump box for truck P510	The current leaf collection system has been in service for 7 years. It consists of a plywood and steel dump box and leaf vacuum. It is an essential piece of equipment and is the primary means of leaf collection for 100+ acres of parks and cemeteries. It has served its lifespan and needs to be replaced.
	Gross Capital Cost:	\$ 25,000.00

Project Financing	Reserve Funds	
	Capital Levy	\$ 25,000.00
		\$ 0.00
		\$ 0.00
		\$ 0.00
	Debentures	\$ 0.00
	Grants / Developer Contributions	\$ 0.00
	Total Project Financing	\$ 25,000.00

Future Impact(s)	
------------------	--



Capital Project Information

Budget Year: 2016	Department: Parks, Recreation & Facilities	Project No.: C01166
-------------------	--	---------------------

Project Details	Project Title	Project Location / Facility
	Lakeshore Cemetery Road Paving	Parks Recreation Facilities
	Description	Justification
	Resurface the back roads of the Lakeshore Cemetery	Roads at the back of sections E and F and near the columbaria have numerous pot holes and have been surface treated numerous times over the years. The roads were designed to bring water into the middle and directed to catch basins. That system is no longer adequate to move water off the road. The resurfacing will be bring the road to current standards.
	Gross Capital Cost:	\$ 48,000.00

Project Financing	Reserve Funds	
	Capital Levy	\$ 48,000.00
		\$ 0.00
		\$ 0.00
		\$ 0.00
	Debentures	\$ 0.00
	Grants / Developer Contributions	\$ 0.00
	Total Project Financing	\$ 48,000.00

Future Impact(s)	
------------------	--



Capital Project Information

Budget Year: 2016	Department: Parks, Recreation & Facilities	Project No.: C01167
-------------------	--	---------------------

Project Details	Project Title	Project Location / Facility
	Community Centre - Concrete Pad Around Lawn Bowling Green	Parks Recreation & Facilities
	Description	Justification
	Installation of concrete around the three sides of the lawn bowling green.	Since installation in 2011 the grass around the lawn bowling greens have caused problem with maintenance and grass clippings getting onto the surface. Recently the turf around the concrete curbing has settled resulting in a tripping hazard around the entrance to the courts. Concrete will be installed level with the curbing.
	Gross Capital Cost:	\$ 28,000.00

Project Financing	Reserve Funds	
	Capital Levy	\$ 23,000.00
		\$ 0.00
		\$ 0.00
		\$ 0.00
	Debentures	\$ 0.00
	Grants / Developer Contributions	\$ 0.00
	Total Project Financing	\$ 23,000.00

Future Impact(s)	
------------------	--



Capital Project Information

Budget Year: 2016	Department: Parks, Recreation & Facilities	Project No.: C01168
-------------------	--	---------------------

Project Details	Project Title	Project Location / Facility
	Simcoe Park - Heritage Garden	Parks Recreation & Facilities
	Description	Justification
	Renovation of Heritage Garden	The current Heritage garden in Simcoe Park was constructed in the 1970s and needs to be renovated. Research will be done to install material complementary to the heritage of the Town.
	Gross Capital Cost:	\$ 10,000.00

Project Financing	Reserve Funds	
	Park Dedication	\$ 10,000.00
		\$ 0.00
		\$ 0.00
		\$ 0.00
	Debentures	\$ 0.00
	Grants / Developer Contributions	\$ 0.00
Total Project Financing		\$ 10,000.00

Future Impact(s)	
------------------	--



Capital Project Information

Budget Year: 2016	Department: Parks, Recreation & Facilities	Project No.: C01169
-------------------	--	---------------------

Project Details	Project Title	Project Location / Facility
	Niagara-on-the-Green Park Lights	Parks Recreation & Facilities
	Description	Justification
	Purchase and install five (5) post mounted lights in Niagara on the Green park.	A motion passed by council in 2015 solicited a survey of the community around the park. The survey results were to install lights within the park. A total of five (5) post mounted LED lights will be installed.
	Gross Capital Cost:	\$ 22,000.00

Project Financing	Reserve Funds	
	Park Dedication	\$ 22,000.00
		\$ 0.00
		\$ 0.00
		\$ 0.00
	Debentures	\$ 0.00
	Grants / Developer Contributions	\$ 0.00
	Total Project Financing	\$ 22,000.00

Future Impact(s)	
------------------	--



Capital Project Information

Budget Year: 2016	Department: Parks, Recreation & Facilities	Project No.: C01170
-------------------	--	---------------------

Project Details	Project Title	Project Location / Facility
	Arena Amenities	Parks Recreation & Facilities
	Description	Justification
	Purchase washroom partitions for Centennial Arena. New benches & seating in the lobby area of both arenas. Rebuild pergola in the front of Meridian Credit Union Arena.	Existing washroom partitions were installed in 1991 and are in need of repair. Benches in Centennial arena lobby have served its lifespan and need to be replaced. Existing pergola was installed in 2003, showing weathering and visible deterioration and is in need of replacement.
	Gross Capital Cost:	\$ 21,000.00

Project Financing	Reserve Funds	
	Capital Levy	\$ 21,000.00
		\$ 0.00
		\$ 0.00
		\$ 0.00
	Debentures	\$ 0.00
	Grants / Developer Contributions	\$ 0.00
	Total Project Financing	\$ 21,000.00

Future Impact(s)	
------------------	--



Capital Project Information

Budget Year: 2016	Department: Parks, Recreation & Facilities	Project No.: C01171
-------------------	--	---------------------

Project Details	Project Title	Project Location / Facility
	Centennial Arena - Sliding Doors (x2)	Parks Recreation & Facilities
	Description	Justification
	Purchase new sliding doors from the lobby into the arena.	The current double door system has served its lifespan (installed 1967). The entrance to the arena causes difficulty manipulating the doors with hockey bags or skating equipment. The door way is too narrow. This will increase the accessibility to the Centennial Arena.
	Gross Capital Cost:	\$ 10,000.00

Project Financing	Reserve Funds	
	Capital Levy	\$ 10,000.00
		\$ 0.00
		\$ 0.00
		\$ 0.00
	Debentures	\$ 0.00
	Grants / Developer Contributions	\$ 0.00
	Total Project Financing	\$ 10,000.00

Future Impact(s)	
------------------	--



Capital Project Information

Budget Year: 2016	Department: Parks, Recreation & Facilities	Project No.: C01172
-------------------	--	---------------------

Project Details	Project Title	Project Location / Facility
	Centennial Arena - Testing and repair of arena floor	Parks Recreation & Facilities
	Description	Justification
	Contracting leak detection company to identify the location in the floor and repairs that may be required.	The floor in Centennial Arena was installed in 1991. Currently there is a slow leak (brine) underneath the concrete floor. This needs to be identified and repaired to stop the leaks from getting bigger. This could affect ice making operations.
	Gross Capital Cost:	\$ 20,000.00

Project Financing	Reserve Funds	
	Capital Levy	\$ 20,000.00
		\$ 0.00
		\$ 0.00
		\$ 0.00
	Debentures	\$ 0.00
	Grants / Developer Contributions	\$ 0.00
	Total Project Financing	\$ 20,000.00

Future Impact(s)	
------------------	--



Capital Project Information

Budget Year: 2016	Department: Parks, Recreation & Facilities	Project No.: C01173
-------------------	--	---------------------

Project Details	Project Title	Project Location / Facility
	Memorial Park - Soccer Fields Drainage	Memorial Park
	Description	Justification
	Contract a landscaping company to install under drainage under the main field at Memorial Park.	Currently we only have one full size field that is lit in the Town. This field is not have a drainage system so when it rains the field is unplayable for 2-3 days. Installation of under drainage will allow for water to drain and maintain the health of the turf.
	Gross Capital Cost:	\$ 30,000.00

Project Financing	Reserve Funds	
	Park Dedication	\$ 30,000.00
		\$ 0.00
		\$ 0.00
		\$ 0.00
	Debentures	\$ 0.00
	Grants / Developer Contributions	\$ 0.00
	Total Project Financing	\$ 30,000.00

Future Impact(s)	
------------------	--



Capital Project Information

Budget Year: 2016	Department: Parks, Recreation & Facilities	Project No.: C01174
-------------------	--	---------------------

Project Details	Project Title	Project Location / Facility
	Dock Area Parkette Enhancements	Parks Recreation & Facilities
	Description	Justification
	Purchase new site amenities. Install screening at the end of the parkette.	Additional enhancements to the Park now that the structure at 105 River Beach Drive has been demolished. Installation of screening the Foghorn property and park amenities such as benches and garbage containers.
	Gross Capital Cost:	\$ 30,000.00

Project Financing	Reserve Funds	
	Dock Area Improvements	\$ 30,000.00
		\$ 0.00
		\$ 0.00
		\$ 0.00
	Debentures	\$ 0.00
	Grants / Developer Contributions	\$ 0.00
	Total Project Financing	\$ 30,000.00

Future Impact(s)	
------------------	--



Capital Project Information

Budget Year: 2016	Department: Parks, Recreation & Facilities	Project No.: C01175
-------------------	--	---------------------

Project Details	Project Title	Project Location / Facility
	Lakeshore Cemetery - Water Line Replacement	Parks Recreation & Facilities
	Description	Justification
	Replace the current water line to the cemetery with a PVC service.	The current water line was installed approximately 40 years ago. This line over the years has been repaired when breaks occur. Recently breaks have become more frequent and the Water division Supervisor has advised that the line be replaced. This new installation will add a reliable water service to the Lakeshore Cemetery.
	Gross Capital Cost:	\$ 20,000.00

Project Financing	Reserve Funds	
	Capital Levy	\$ 20,000.00
		\$ 0.00
		\$ 0.00
		\$ 0.00
	Debentures	\$ 0.00
	Grants / Developer Contributions	\$ 0.00
	Total Project Financing	\$ 20,000.00

Future Impact(s)	
------------------	--



Capital Project Information

Budget Year: 2016	Department: Parks, Recreation & Facilities	Project No.: C01176
-------------------	--	---------------------

Project Details	Project Title	Project Location / Facility
	Simcoe Park - Picton Street Boulevard Pavers	Parks Recreation & Facilities
	Description	Justification
	Purchase pavers to replace current limestone screenings on the boulevard on Picton Street.	The area between the curb and the sidewalk is walked on constantly. Therefore no turf can be established and when it rains the water has no place to go causing puddling. The pavers will be installed on grade between the sidewalk and curb. This will also limit our exposure to trip and fall liabilities in this area.
	Gross Capital Cost:	\$ 30,000.00

Project Financing	Reserve Funds	
	Capital Levy	\$ 30,000.00
		\$ 0.00
		\$ 0.00
		\$ 0.00
	Debentures	\$ 0.00
	Grants / Developer Contributions	\$ 0.00
	Total Project Financing	\$ 30,000.00

Future Impact(s)	
------------------	--



Capital Project Information

Budget Year: 2016	Department: Parks, Recreation & Facilities	Project No.: C01177
-------------------	--	---------------------

Project Details	Project Title	Project Location / Facility
	Park Renovations - Fire Hall and Rye Heritage Park	Parks Recreation & Facilities
	Description	Justification
	Install landscape improvements around the Glendale Fire Station. Installation of armour stone around the entrance to Rye Heritage Park.	The landscape improvements at the Fire Hall are at the request of the Fire Chief. The installation of armour stone opposite the parking circle within the park will be to prevent vehicles from entering the park. Over the past couple of years the turf has been damaged due to people vandalizing the turf with vehicles.
	Gross Capital Cost:	\$ 10,000.00

Project Financing	Reserve Funds	
	Park Dedication	\$ 10,000.00
		\$ 0.00
		\$ 0.00
		\$ 0.00
	Debentures	\$ 0.00
	Grants / Developer Contributions	\$ 0.00
	Total Project Financing	\$ 10,000.00

Future Impact(s)	
------------------	--



**Capital Project
Information**

Budget Year: 2016	Department: Parks, Recreation & Facilities	Project No.: C01178
-------------------	--	---------------------

Project Details	Project Title	Project Location / Facility
	Parking Meter - Garbage Cans	Parks Recreation & Facilities
	Description	Justification
	Purchase 6 new garbage cans for installation at parking meters	Operations staff have identified that there is a chronic problem with litter around several parking meters. The installation of garbage cans will reduce clean-up and improve tidiness.
	Gross Capital Cost:	\$ 8,700.00

Project Financing	Reserve Funds	
	Parking Revenue	\$ 8,700.00
		\$ 0.00
		\$ 0.00
		\$ 0.00
	Debentures	\$ 0.00
	Grants / Developer Contributions	\$ 0.00
	Total Project Financing	\$ 8,700.00

Future Impact(s)	
------------------	--



Capital Project Information

Budget Year: 2016	Department: Water	Project No.: C01200
-------------------	-------------------	---------------------

Project Details	Project Title	Project Location / Facility
	Bulk Water Station Upgrade - Bottom Feed	Public Works
	Description	Justification
	The two bulk water stations located on Concession 5 Road and Walker Road, presently only dispense water by a top feed system. This project is the installation of an additional bottom feed system.	Several bulk water haulers have requested the additional bottom feed that will make filling up more safe. Also many of the Towns sewer contractors and street sweepers only have the ability to fill from a bottom feed and have to use a fire hydrant in the works yard. This will move the contractors to the bulk water stations and allow us to accurately track their water use.
	Gross Capital Cost:	\$ 30,000.00

Project Financing	Reserve Funds	
	Water Capital Improvements	\$ 30,000.00
		\$ 0.00
		\$ 0.00
		\$ 0.00
	Debentures	\$ 0.00
	Grants / Developer Contributions	\$ 0.00
	Total Project Financing	\$ 30,000.00

Future Impact(s)	
------------------	--



Capital Project Information

Budget Year: 2016	Department: Roads Department	Project No.: C01205
-------------------	------------------------------	---------------------

Project Details	Project Title	Project Location / Facility
	Scott Street Culvert (0.46 km west of McNab)	Public Works
	Description	Justification
	Replacement of existing corrugated steel road crossing culvert pipe.	Upon subsequent review of culvert after a partial road failure in spring of 2015, it was deemed a high priority emergency replacement. Improves road safety.
	Gross Capital Cost:	\$ 80,000.00

Project Financing	Reserve Funds	
	Capital Levy	\$ 4,755.00
	Bridges & Culverts	\$ 75,245.00
		\$ 0.00
		\$ 0.00
	Debentures	\$ 0.00
	Grants / Developer Contributions	\$ 0.00
	Total Project Financing	\$ 80,000.00

Future Impact(s)	
------------------	--



Capital Project Information

Budget Year: 2016	Department: Roads Department	Project No.: C01206
-------------------	------------------------------	---------------------

Project Details	Project Title	Project Location / Facility
	Engineering - Mississauga Street Culvert (Johnson to Gage)	Public Works
	Description	Justification
	Estimated engineering fees for culvert replacement project scheduled for 2017.	Allows projects scheduled for the following year to be designed, reviewed and approved for construction so that tenders can be called early in the construction year.
	Gross Capital Cost:	\$ 30,000.00

Project Financing	Reserve Funds	
	Capital Levy	\$ 30,000.00
		\$ 0.00
		\$ 0.00
		\$ 0.00
	Debentures	\$ 0.00
	Grants / Developer Contributions	\$ 0.00
	Total Project Financing	\$ 30,000.00

Future Impact(s)	
------------------	--



Capital Project Information

Budget Year: 2016	Department: Roads Department	Project No.: C01207
-------------------	------------------------------	---------------------

Project Details	Project Title	Project Location / Facility
	Engineering - Field & Elden Resurfacing	Public Works
	Description	Justification
	Estimated engineering fees for road resurfacing project scheduled for 2017.	Allows projects scheduled for the following year to be designed, reviewed and approved for construction so that tenders can be called early in the construction year. In conjunction with watermain replacement project C00297.
	Gross Capital Cost:	\$ 10,000.00

Project Financing	Reserve Funds	
	Capital Levy	\$ 10,000.00
		\$ 0.00
		\$ 0.00
		\$ 0.00
	Debentures	\$ 0.00
	Grants / Developer Contributions	\$ 0.00
	Total Project Financing	\$ 10,000.00

Future Impact(s)	
------------------	--



Capital Project Information

Budget Year: 2016	Department: Roads Department	Project No.: C01209
-------------------	------------------------------	---------------------

Project Details	Project Title	Project Location / Facility
	Operations Centre - Roof Replacement (Old Section)	Operations Centre
	Description	Justification
	Replace existing roof on the old sections of the operations building.	During the construction of the new addition to the old Public Works building it was identified that the roof on the old section was in need of replacement.
	Gross Capital Cost:	\$ 50,000.00

Project Financing	Reserve Funds	
	Capital Levy	\$ 50,000.00
		\$ 0.00
		\$ 0.00
		\$ 0.00
	Debentures	\$ 0.00
	Grants / Developer Contributions	\$ 0.00
	Total Project Financing	\$ 50,000.00

Future Impact(s)	
------------------	--



Capital Project Information

Budget Year: 2016	Department: Wastewater	Project No.: C01224
-------------------	------------------------	---------------------

Project Details	Project Title	Project Location / Facility
	Garrison Village Drive Sanitary Replacement (Lower Canada Dr. to Elizabeth St.)	Public Works
	Description	Justification
	Replacement of existing 250mm dia. PVC sanitary sewer with 300mm dia. Additional Funds for C00309.	Replacement is required for capacity issues related to the redevelopment of the Ina Grafton (Phase 2) site at Hunter and Niagara Stone Road. Developer is also making a cash contribution and is covered in C00309 (2015).
	Gross Capital Cost:	\$ 102,000.00

Project Financing	Reserve Funds	
	Wastewater Capital Improvements	\$ 102,000.00
		\$ 0.00
		\$ 0.00
		\$ 0.00
	Debentures	\$ 0.00
	Grants / Developer Contributions	\$ 0.00
	Total Project Financing	\$ 102,000.00

Future Impact(s)	
------------------	--



Capital Project Information

Budget Year: 2016	Department: Fire & Emergency Services	Project No.: C01226
-------------------	---------------------------------------	---------------------

Project Details	Project Title	Project Location / Facility
	Communications System Upgrade	Fire & Emergency Services
	Description	Justification
	Purchasing electronic equipment for a repeater system to improve two way radio communications.	We have had challenges with radio communication in the south end of Niagara-on-the-Lake when utilizing our portable radios and pagers. This project will allow for the installation of a radio repeater system that will allow for clearer communications.
	Gross Capital Cost:	\$ 20,000.00

Project Financing	Reserve Funds	
	Capital Levy	\$ 20,000.00
		\$ 0.00
		\$ 0.00
		\$ 0.00
	Debentures	\$ 0.00
	Grants / Developer Contributions	\$ 0.00
	Total Project Financing	\$ 20,000.00

Future Impact(s)	
------------------	--



Capital Project Information

Budget Year: 2016	Department: Fire & Emergency Services	Project No.: C01227
-------------------	---------------------------------------	---------------------

Project Details	Project Title	Project Location / Facility
	Additional Funds for Emergency Backup Generators	Community Center, Station #3 , Town Offices
	Description	Justification
	Vehicles and equipment (emergency planning)	Money was allocated in the 2015 Capital Budget to install generators at the above locations. An engineering study from Quartec identified that not enough funds were set aside. We have contacted local suppliers and had pricing done and with the above addition to the existing project we will have enough funds to do this work.
	Gross Capital Cost:	\$ 50,000.00

Project Financing	Reserve Funds	
	Capital Variance	\$ 50,000.00
		\$ 0.00
		\$ 0.00
		\$ 0.00
	Debentures	\$ 0.00
	Grants / Developer Contributions	\$ 0.00
Total Project Financing		\$ 50,000.00

Future Impact(s)	
------------------	--



Capital Project Information

Budget Year: 2016	Department: Street Lighting	Project No.: C01229
-------------------	-----------------------------	---------------------

Project Details	Project Title	Project Location / Facility
	LED Post-Top Conversion Program (Phase 2)	Public Works
	Description	Justification
	Replacement of approximately 100 existing High Pressure Sodium decorative post-top street lights with LED.	Replacements of lights to LED with reduce future hydro and maintenance costs. This is phase 2 of a proposed 6 year schedule to complete.
	Gross Capital Cost:	\$ 54,000.00

Project Financing	Reserve Funds	
	Street Lighting	\$ 54,000.00
		\$ 0.00
		\$ 0.00
		\$ 0.00
	Debentures	\$ 0.00
	Grants / Developer Contributions	\$ 0.00
	Total Project Financing	\$ 54,000.00

Future Impact(s)	
------------------	--



Appendix C: 10-Year Capital Projects Overview by Department

Corporate Services

2017	Project Year		
C00374	2017 Corporate PC/Printer Replacement Program	Capital Reserve	48,750
		Project Budget	\$48,750
C00377	2017 Network Equipment Upgrades & Enhancements	Capital Reserve	7,000
		Project Budget	\$7,000
C00378	Replace Lotus Notes Mail/Database Server	Capital Reserve	12,000
		Project Budget	\$12,000
C00379	Aerial Ortho Imagery	Capital Reserve	15,000
		Project Budget	\$15,000
C00707	Replace Microphones & Audio System in Council Chambers	Capital Reserve	15,000
		Project Budget	\$15,000
C00942	New Server Rackmount Cabinet	Capital Reserve	10,000
		Project Budget	\$10,000
C00943	Network Server Uninterrupted Power Supply and Surge Protectors	Capital Reserve	10,000
		Project Budget	\$10,000
		2017 Subtotal	\$117,750
2018	Project Year		
C00420	2018 Corporate PC/Printer Replacement Program	Capital Reserve	48,750
		Project Budget	\$48,750
C00422	2018 Network Equipment Upgrades and Enhancements	Capital Reserve	7,000
		Project Budget	\$7,000

Corporate Services

2018	Project Year		
C00423	Replace Virtual Server	Capital Reserve	18,000
		Project Budget	\$18,000
C00424	Replace PDC & File Server & OS	Capital Reserve	10,000
		Project Budget	\$10,000
C00425	Replace Existing Firewall/Router	Capital Reserve	7,000
		Project Budget	\$7,000
C00426	Replace Existing Mail Spam Filter Appliance	Capital Reserve	5,500
		Project Budget	\$5,500
C00708	Replace Door Access & Exterior Video Cameras	Building Permit Surplus	15,000
		Project Budget	\$15,000
C00944	New Council Technology and Communications Equipment	Capital Reserve	10,000
		Project Budget	\$10,000
		2018 Subtotal	\$121,250
2019	Project Year		
C00469	2019 Corporate PC/Printer Replacement Program	Capital Reserve	48,750
		Project Budget	\$48,750
C00470	Engineering HP 5550 Printer Replacement	Capital Reserve	5,000
		Project Budget	\$5,000
C00472	2019 Network Equipment Upgrades and Enhancements	Capital Reserve	7,000
		Project Budget	\$7,000
C00473	Replace Active Directory Server & OS	Capital Reserve	5,000
		Project Budget	\$5,000
C00706	Council Chambers Technology Improvements	Capital Reserve	7,000
		Project Budget	\$7,000

Corporate Services

2019	Project Year		
C00717	Purchase Aerial Photos from Niagara Region		
		Capital Reserve	5,000
		Project Budget	\$5,000
C00718	Replace Quickr Server		
		Capital Reserve	10,000
		Project Budget	\$10,000
C00719	Replace Financial Archive Server		
		Capital Reserve	5,000
		Project Budget	\$5,000
C00858	Corporate GPS Vehicle Tracking System		
		Capital Reserve	18,000
		Project Budget	\$18,000
C00859	Corporate VPN - Host Server		
		Capital Reserve	10,000
		Project Budget	\$10,000
		2019 Subtotal	\$120,750
2020	Project Year		
C00517	2020 Corporate PC/Printer Replacement Program		
		Capital Reserve	48,750
		Project Budget	\$48,750
C00518	Replace Building Scanner for Records Management		
		Building Permit Surplus	15,000
		Project Budget	\$15,000
C00521	Replace Financial System Printer		
		Capital Reserve	5,000
		Project Budget	\$5,000
C00522	2020 Network Equipment Upgrades and Enhancements		
		Capital Reserve	7,000
		Project Budget	\$7,000
C00523	Replace Financial SQL Server & OS & SQL		
		Capital Reserve	18,000
		Project Budget	\$18,000
C00524	Replace Financial Terminal Server & OS		
		Capital Reserve	15,000
		Project Budget	\$15,000

Corporate Services

2020	Project Year		
C00525	Replace Security Server & OS	Capital Reserve	10,000
		Project Budget	\$10,000
C00723	Replace Cameras and Monitors in Council Chambers	Capital Reserve	10,000
		Project Budget	\$10,000
C00724	Replace Laserfiche Server	Capital Reserve	18,000
		Project Budget	\$18,000
		2020 Subtotal	\$146,750
2021	Project Year		
C00735	Replace Engineering Plotter	Capital Reserve	20,000
		Project Budget	\$20,000
C00736	Aerial Ortho Imagery	Capital Reserve	15,000
		Project Budget	\$15,000
C00737	Replace Corporate Telephone System	Capital Reserve	100,000
		Project Budget	\$100,000
C00738	Replace Existing SQL Data Server & OS & APL	Capital Reserve	18,000
		Project Budget	\$18,000
C00739	New Backup SAN (For Data Going Off Site)	Capital Reserve	10,000
		Project Budget	\$10,000
C00740	Install NAS Mass Corporate Data System	Capital Reserve	15,000
		Project Budget	\$15,000
C00741	Replace Existing Firewall/Router	Capital Reserve	7,000
		Project Budget	\$7,000
C00742	Replace Mail Spam Filter Appliance	Capital Reserve	5,500
		Project Budget	\$5,500

Corporate Services

2021	Project Year		
C00750	2021 Corporate PC/Printer Replacement Program		
		Capital Reserve	48,750
		Project Budget	\$48,750
C00751	2021 Network Equipment Upgrades and Enhancements		
		Capital Reserve	7,000
		Project Budget	\$7,000
		2021 Subtotal	\$246,250
2022	Project Year		
C00743	2022 Corporate PC/Printer Replacement Program		
		Capital Reserve	48,750
		Project Budget	\$48,750
C00744	2022 Network Equipment Upgrades and Enhancements		
		Capital Reserve	7,000
		Project Budget	\$7,000
C00745	Council Chambers Technology Improvements		
		Capital Reserve	7,000
		Project Budget	\$7,000
C00747	Replace Existing Lotus Notes/Database Server & OS		
		Capital Reserve	18,000
		Project Budget	\$18,000
C00748	Replace Existing Firewall/Router		
		Capital Reserve	7,000
		Project Budget	\$7,000
C00749	Replace Microphones and Audio System in Council Chambers		
		Capital Reserve	15,000
		Project Budget	\$15,000
C00945	New Council Technology and Communication Equipment		
		Capital Reserve	10,000
		Project Budget	\$10,000
C00946	Network Server Uninterrupted Power Supply and Surge Protectors		
		Capital Reserve	10,000
		Project Budget	\$10,000
		2022 Subtotal	\$122,750
2023	Project Year		
C00712	Replace Door Access & Exterior Video Cameras		
		Capital Reserve	15,000
		Project Budget	\$15,000

Corporate Services

2023	Project Year		
C00746	Purchase Aerial Photos from Niagara Region	Capital Reserve	5,000
		Project Budget	\$5,000
C00765	2023 Corporate PC/Printer Replacement Program	Capital Reserve	48,750
		Project Budget	\$48,750
C00766	2023 Network Equipment Upgrades and Enhancements	Capital Reserve	7,000
		Project Budget	\$7,000
C00767	Replace Virtual Server	Capital Reserve	18,000
		Project Budget	\$18,000
C00768	Purchase New PDC & File Server & OS	Capital Reserve	10,000
		Project Budget	\$10,000
		2023 Subtotal	\$103,750
2024	Project Year		
C00860	2024 Corporate PC/Printer Replacement Program	Capital Reserve	48,750
		Project Budget	\$48,750
C00861	2024 Network Equipment Upgrades and Enhancements	Capital Reserve	7,000
		Project Budget	\$7,000
C00862	Replace Engineering HP 5550 Printer	Capital Reserve	5,000
		Project Budget	\$5,000
C00863	Corporate Vehicle GPS Tracking System	Capital Reserve	18,000
		Project Budget	\$18,000
C00864	Replace Active Directory Server & Operating System	Capital Reserve	5,000
		Project Budget	\$5,000
C00865	Replace Quickr Server	Capital Reserve	10,000
		Project Budget	\$10,000

Corporate Services

2024	Project Year		
C00866	Replace Financial Archive Server	Capital Reserve	5,000
		Project Budget	\$5,000
C00867	Repalce Cameras in Council Chambers	Capital Reserve	10,000
		Project Budget	\$10,000
C00868	Replace Existing Firewall/Router	Capital Reserve	7,000
		Project Budget	\$7,000
C00869	Replace Mail Spam Filter Appliance	Capital Reserve	5,500
		Project Budget	\$5,500
C00870	Corporate VPV - Host Server	Capital Reserve	10,000
		Project Budget	\$10,000
		2024 Subtotal	\$131,250
2025	Project Year		
C00947	2025 Corporate PC Printer Preplacement Program	Capital Reserve	48,750
		Project Budget	\$48,750
C00948	2025 Network Equipment Upgrades and Enhancements	Capital Reserve	7,000
		Project Budget	\$7,000
C00949	Replace Building Scanner Records Management	Building Permit Surplus	15,000
		Project Budget	\$15,000
C00950	Aerial Ortho Imagery	Capital Reserve	15,000
		Project Budget	\$15,000
C00951	Audio Video Rack - Council Chambers	Capital Reserve	7,000
		Project Budget	\$7,000
C00952	Replace Financial System Printer	Capital Reserve	5,000
		Project Budget	\$5,000

Corporate Services

2025	Project Year		
C00953	Council Chambers Technology Improvements	Capital Reserve	7,000
		Project Budget	\$7,000
C00954	Replace Financial SQL Server & Operating System & SQL	Capital Reserve	18,000
		Project Budget	\$18,000
C00955	Replace Financial Terminal Server	Capital Reserve	15,000
		Project Budget	\$15,000
C00956	Replace Security Server and Operating System	Capital Reserve	10,000
		Project Budget	\$10,000
C00957	Replace Existing Firewall and Router	Capital Reserve	7,000
		Project Budget	\$7,000
		2025 Subtotal	\$154,750
2026	Project Year		
C01089	2026 Corporate PC Printer Replacement Program	Capital Reserve	48,750
		Project Budget	\$48,750
C01090	2026 Network Equipment Upgrades and Enhancements	Capital Reserve	7,000
		Project Budget	\$7,000
C01091	Replace Engineering Plotter	Capital Reserve	20,000
		Project Budget	\$20,000
C01093	Council Technology and Communications Devices	Capital Reserve	10,000
		Project Budget	\$10,000
C01094	Replace Laserfiche Server	Capital Reserve	18,000
		Project Budget	\$18,000
C01097	Replace Existing SQL Data and File Print Server	Capital Reserve	18,000
		Project Budget	\$18,000

Corporate Services

2026	Project Year		
C01100	Back-up SAN Replacement		
		Capital Reserve	10,000
			<hr/>
		Project Budget	\$10,000
C01137	Replace NAS Mass Corporate Data System		
		Capital Reserve	15,000
			<hr/>
		Project Budget	\$15,000
		2026 Subtotal	\$146,750
			<hr/>
		Corporate Services Grand Total	\$1,412,000

Fire & Emergency Services

2017	Project Year		
C00225	2017 Protective Equipment	Capital Reserve	25,000
		Project Budget	\$25,000
C00372	Pump 1A Replacement	Capital Reserve	350,000
		Project Budget	\$350,000
C00373	2017 Miscellaneous Fire Fighting Equipment	Capital Reserve	10,000
		Project Budget	\$10,000
C00514	FP 1 Pick-up Replacement	Capital Reserve	45,000
		Project Budget	\$45,000
C00964	Rescue 3 Refurbishment	Capital Reserve	50,000
		Project Budget	\$50,000
C01138	HVAC Replacement at Station #2	Capital Reserve	30,000
		Project Budget	\$30,000
C01139	Extrication Equipment Power Unit	Capital Reserve	50,000
		Project Budget	\$50,000
		2017 Subtotal	\$560,000
2018	Project Year		
C00226	2018 Protective Equipment	Capital Reserve	25,000
		Project Budget	\$25,000
C00418	2018 Miscellaneous Fire Fighting Equipment	Capital Reserve	10,000
		Project Budget	\$10,000
C00816	Replace Tanker 2	Capital Reserve	62,500
		DC: Fire Facilities	187,500
		Project Budget	\$250,000
		2018 Subtotal	\$285,000

Fire & Emergency Services

2019	Project Year		
C00230	2019 Protective Equipment	Capital Reserve	25,000
		Project Budget	\$25,000
C00268	Rescue 4 Refurbish (Truck Only)	Capital Reserve	130,000
		Project Budget	\$130,000
C00466	2019 Miscellaneous Fire Fighting Equipment	Capital Reserve	10,000
		Project Budget	\$10,000
C00468	Training Pick-up Replacement	Capital Reserve	45,000
		Project Budget	\$45,000
		2019 Subtotal	\$210,000
2020	Project Year		
C00250	2020 Protective Equipment	Capital Reserve	25,000
		Project Budget	\$25,000
C00512	2020 Miscellaneous Fire Fighting Equipment	Capital Reserve	10,000
		Project Budget	\$10,000
C00515	HVAC Replacement at Station 5	Capital Reserve	45,000
		Project Budget	\$45,000
C00516	HVAC Replacement at Station 4	Capital Reserve	20,000
		Project Budget	\$20,000
		2020 Subtotal	\$100,000
2021	Project Year		
C00253	2021 Protective Equipment	Capital Reserve	25,000
		Project Budget	\$25,000
C00478	2021 Miscellaneous Fire Fighting Equipment	Capital Reserve	10,000
		Project Budget	\$10,000
		2021 Subtotal	\$35,000

Fire & Emergency Services

2022	Project Year		
C00274	2022 Protective Equipment	Capital Reserve	25,000
		Project Budget	\$25,000
		2022 Subtotal	\$35,000
C00501	2022 Miscellaneous Fire Fighting Equipment	Capital Reserve	10,000
		Project Budget	\$10,000
		2022 Subtotal	\$35,000
2023	Project Year		
C00285	2023 Protective Equipment	Capital Reserve	25,000
		Project Budget	\$25,000
		2023 Subtotal	\$35,000
C00480	2023 Miscellaneous Fire Fighting Equipment	Capital Reserve	10,000
		Project Budget	\$10,000
		2023 Subtotal	\$35,000
2024	Project Year		
C00714	2024 Miscellaneous Fire Fighting Equipment	Capital Reserve	10,000
		Project Budget	\$10,000
		2024 Subtotal	\$485,000
C00715	Pumper 3 Replacement	Capital Reserve	450,000
		Project Budget	\$450,000
		2024 Subtotal	\$485,000
C00722	2024 Protective Equipment	Capital Reserve	25,000
		Project Budget	\$25,000
		2024 Subtotal	\$485,000
2025	Project Year		
C00963	New Self Contained Breathing Aparatus (SCBA's)	Capital Reserve	400,000
		Project Budget	\$400,000
		2025 Subtotal	\$485,000
C01140	2025 Miscellaneous Fire Fighting Equipment	Capital Reserve	10,000
		Project Budget	\$10,000
		2025 Subtotal	\$485,000
C01141	2025 Protective Equipment	Capital Reserve	25,000
		Project Budget	\$25,000
		2025 Subtotal	\$485,000

Fire & Emergency Services

2025	Project Year		
C01142	HVAC Replacement Station #3		
		Capital Reserve	45,000
			<hr/>
		Project Budget	\$45,000
			<hr/>
		2025 Subtotal	\$480,000
			<hr/>
2026	Project Year		
C01143	Ladder 3 Replacement		
		Capital Reserve	1,000,000
			<hr/>
		Project Budget	\$1,000,000
			<hr/>
C01144	Replace High Angle Equipment		
		Capital Reserve	5,000
			<hr/>
		Project Budget	\$5,000
			<hr/>
C01145	2026 Protective Equipment		
		Capital Reserve	25,000
			<hr/>
		Project Budget	\$25,000
			<hr/>
C01146	Miscellaneous Fire Fighting Equipment		
		Capital Reserve	10,000
			<hr/>
		Project Budget	\$10,000
			<hr/>
		2026 Subtotal	\$1,040,000
			<hr/>
		Fire & Emergency Services Grand Total	\$3,265,000

BUDGET SUMMARY 2016 | 127
PW Vehicles/Equipment

2017	Project Year		
C00409	Grader Champion (replaces 335)	Fleet Replacement	280,000
		Project Budget	\$280,000
C00411	2017 Miscellaneous Equipment	Fleet Replacement	8,000
		Project Budget	\$8,000
		2017 Subtotal	\$288,000
2018	Project Year		
C00256	5 -Ton Truck Sterling (replaces 229)	Fleet Replacement	200,000
		Project Budget	\$200,000
C00460	2018 Miscellaneous Equipment	Fleet Replacement	8,000
		Project Budget	\$8,000
		2018 Subtotal	\$208,000
2019	Project Year		
C00457	Backhoe JCB (replaces 404)	Fleet Replacement	140,000
		Project Budget	\$140,000
C00458	Cube Van (replaces W237)	Fleet Replacement	60,000
		Project Budget	\$60,000
C00506	2019 Miscellaneous Equipment	Fleet Replacement	8,000
		Project Budget	\$8,000
C00655	Kabota replaces W408	Fleet Replacement	40,000
		Project Budget	\$40,000
		2019 Subtotal	\$248,000
2020	Project Year		
C00555	5-Ton Truck Sterling (replaces W239)	Fleet Replacement	210,000
		Project Budget	\$210,000
C00556	2020 Miscellaneous Equipment	Fleet Replacement	8,000
		Project Budget	\$8,000
		2020 Subtotal	\$218,000

2021	Project Year		
C00257	Mini Van Uplander (replaces 231)	Fleet Replacement	24,000
		Project Budget	\$24,000
C00311	Mini Van Montana (replaces 233)	Fleet Replacement	24,000
		Project Budget	\$24,000
C00363	Mini Van Montana (replaces 230)	Fleet Replacement	25,000
		Project Budget	\$25,000
C00505	Sidewalk Plow (replaces 405)	Fleet Replacement	120,000
		Project Budget	\$120,000
C00653	1/2 Ton Pick-up replaces W236	Fleet Replacement	25,000
		Project Budget	\$25,000
C00662	2021 Miscellaneous Equipment	Fleet Replacement	8,000
		Project Budget	\$8,000
		2021 Subtotal	\$226,000
2022	Project Year		
C00314	1/2 Ton Pick-up Dodge (replaces 232)	Fleet Replacement	25,000
		Project Budget	\$25,000
C00455	1-Ton 4x4 c/w Plow (replaces W241)	Fleet Replacement	45,000
		Project Budget	\$45,000
C00459	Mini Ford Pick-up -(replaces 240)	Fleet Replacement	25,000
		Project Budget	\$25,000
C00633	2022 Miscellaneous Equipment	Fleet Replacement	8,000
		Project Budget	\$8,000
C00654	1-Ton Dump Truck replaces W242	Fleet Replacement	45,000
		Project Budget	\$45,000

BUDGET SUMMARY 2016 | 129
PW Vehicles/Equipment

2022	Project Year		
C00657	1/2 Ton Pic-up (replaces W245)	Fleet Replacement	30,000
		Project Budget	\$30,000
C00694	1/2 Ton Pick-up (replaces W247)	Fleet Replacement	30,000
		Project Budget	\$30,000
		2022 Subtotal	\$208,000
2023	Project Year		
C00656	1-Ton Dump Truck (replaces W228)	Fleet Replacement	40,000
		Project Budget	\$40,000
C00689	Trackless c/w Plow	Fleet Replacement	140,000
		Project Budget	\$140,000
C00693	2023 Miscellaneous Equipment	Fleet Replacement	8,000
		Project Budget	\$8,000
C00784	GMC Crew Cab Pick-up (replaces 223)	Fleet Replacement	30,000
		Project Budget	\$30,000
		2023 Subtotal	\$218,000
2024	Project Year		
C00817	5 Ton Truck International (replaces 238)	Fleet Replacement	225,000
		Project Budget	\$225,000
C00818	2024 Miscellaneous Equipment	Fleet Replacement	8,000
		Project Budget	\$8,000
		2024 Subtotal	\$233,000
2025	Project Year		
C01152	Wheeled Excavator	Fleet Replacement	295,000
		Project Budget	\$295,000
C01153	2025 Miscellaneous Equipment	Fleet Replacement	8,000
		Project Budget	\$8,000
		2025 Subtotal	\$303,000

2026	Project Year		
C01148	Backhoe (Replaces 2016 Addition)	Fleet Replacement	225,000
		Project Budget	<u>\$225,000</u>
C01149	Plow Truck 5 Ton 4 Wheel Drive (Replaces 2016 Addition)	Fleet Replacement	250,000
		Project Budget	<u>\$250,000</u>
C01150	Trackless c/w plow (Replaces 2016 Addition)	Fleet Replacement	140,000
		Project Budget	<u>\$140,000</u>
C01151	2026 Miscellaneous Equipment	Fleet Replacement	8,000
		Project Budget	<u>\$8,000</u>
		2026 Subtotal	<u>\$623,000</u>
		PW Vehicles/Equipment Grand Total	<u>\$2,773,000</u>

Roads Department

2017	Project Year		
C00244	Byron Street - King to Wellington - Road Construction		
		Federal Gas Tax	298,513
		Capital Reserve	51,487
		Project Budget	\$350,000
C00305	Four Mile Creek Road - East West to Hunter - Road Resurfacing		
		Federal Gas Tax	147,400
		Capital Reserve	275,000
		Project Budget	\$422,400
C00353	Queenston Road - (Concession 6 Road to Concession 7 Road) - Road Construction		
		OCIF	195,245
		Grants & Other	91,500
		Capital Reserve	243,055
		DC: Roads, Sidewalks & Lights	70,200
		Project Budget	\$600,000
C00358	Engineering Work for Queenston Road - (Concession 7 Road to Townline)		
		Capital Reserve	30,905
		DC: Roads, Sidewalks & Lights	4,095
		Project Budget	\$35,000
C00398	Tanbark Road - York to North Boundary - Road Construction		
		Capital Reserve	122,200
		DC: Roads, Sidewalks & Lights	347,800
		Project Budget	\$470,000
C00400	Concession 2 Road - Line 3 to Line 2 - Road Resurfacing		
		Capital Reserve	180,000
		Project Budget	\$180,000
C00402	Guard Rail Installation TBD		
		Capital Reserve	60,000
		Project Budget	\$60,000
C00407	Engineering Work for Anne Street - Mississauga to King		
		DC: Roads, Sidewalks & Lights	19,500
		Capital Reserve	30,500
		Project Budget	\$50,000
C00613	Niagara Stone Road - Concession 6 Road to Cross Roads School		
		Capital Reserve	165,000
		Project Budget	\$165,000

Roads Department

2017	Project Year		
C00616	Sidewalk Installation - Tanbark Road - York to Stoneridge Crescent	Capital Reserve	30,000
		Project Budget	\$30,000
C01078	Melville Street - Ricardo to Delatre to Lockhart to Riverbeach Road Resurfacing	Capital Reserve	60,000
		Project Budget	\$60,000
C01080	Sidewalk Installation - Wellington Street - Byron to Queens Parade	Capital Reserve	20,000
		Project Budget	\$20,000
C01081	Sidewalk Installation - Line 2 Road - Bordeaux to Reisling	Capital Reserve	15,000
		Project Budget	\$15,000
C01082	Sidewalk Installation - Anne Street - Mississauga to Simcoe	Capital Reserve	20,000
		Project Budget	\$20,000
C01083	Engineering/Design - Queenston Road - Culvert #2010 (0.14 km E of Martin Road)	Capital Reserve	105,000
		Project Budget	\$105,000
C01210	Mississauga Street Culvert (Johnson - Gage)	Capital Reserve	100,000
		Project Budget	\$100,000
C01211	Resurfacing - Field & Elden	Capital Reserve	45,000
		Project Budget	\$45,000
		2017 Subtotal	\$2,727,400
2018	Project Year		
C00350	Four Mile Creek Road - (Hunter to Wall) - Road Resurfacing	Federal Gas Tax	248,513
		Capital Reserve	60,223
		Project Budget	\$308,736
C00396	Queenston Road 0.39 km East of Townline Road - Culvert Improvements	Capital Reserve	40,000
		Project Budget	\$40,000

Roads Department

2018	Project Year		
C00397	Queenston Road - Concession 7 Road to Townline - Road Construction		
		OCIF	195,245
		Grants & Other	91,500
		Capital Reserve	331,355
		DC: Roads, Sidewalks & Lights	81,900
		Project Budget	<u>\$700,000</u>
C00406	Engineering Work for Queenston Road - Townline to Airport		
		Capital Reserve	35,320
		DC: Roads, Sidewalks & Lights	4,680
		Project Budget	<u>\$40,000</u>
C00445	Queenston Road - Culvert #2010 (0.14 km E of Martin Road)		
		Capital Reserve	105,000
		Project Budget	<u>\$105,000</u>
C00448	Anne Street - Mississauga to King - Road Construction		
		Capital Reserve	229,600
		Federal Gas Tax	197,400
		DC: Roads, Sidewalks & Lights	273,000
		Project Budget	<u>\$700,000</u>
C00449	Concession 2 Road - Line 2 to East West Line - Road Resurfacing		
		Capital Reserve	380,000
		Project Budget	<u>\$380,000</u>
C00451	Guard Rail Installation TBD		
		Capital Reserve	60,000
		Project Budget	<u>\$60,000</u>
C00453	Engineering Work for Concession 6 Road - NSR to Line 2		
		DC: Roads, Sidewalks & Lights	61,500
		Capital Reserve	13,500
		Project Budget	<u>\$75,000</u>
C00610	Engineering Work for Line 1 Road - 0.19 km West of Concession 2 Road		
		Capital Reserve	60,000
		Project Budget	<u>\$60,000</u>
C00617	Sidewalk Installation - York Road - FMCR to Concession 3 Road		
		Capital Reserve	66,000
		Project Budget	<u>\$66,000</u>
		2018 Subtotal	<u>\$2,534,736</u>

Roads Department

2019	Project Year		
C00182	Line 1 Road - 0.19km West of Concession 2 - Culvert Improvements	Capital Reserve	490,000
		Project Budget	\$490,000
C00356	Four Mile Creek Road - (Wall to Lakeshore) - Road Resurfacing	Capital Reserve	230,400
		Project Budget	\$230,400
C00447	Queenston Road - Townline to Airport - Road Construction	Grants & Other	91,500
		OCIF	195,245
		Federal Gas Tax	419,655
		DC: Roads, Sidewalks & Lights	93,600
		Project Budget	\$800,000
C00452	Engineering Work for Queenston Road - Airport to Niagara Stone Road	DC: Roads, Sidewalks & Lights	20,000
		Capital Reserve	40,000
		Project Budget	\$60,000
C00494	Concession 6 Road - Niagara Stone Road to Line 2 - Road Construction	Capital Reserve	243,742
		Federal Gas Tax	26,258
		DC: Roads, Sidewalks & Lights	1,230,000
		Project Budget	\$1,500,000
C00495	Chataqua Area - Circle Street - Road Resurfacing	Capital Reserve	265,000
		Project Budget	\$265,000
C00496	Guard Rail Installation TBD	Capital Reserve	60,000
		Project Budget	\$60,000
C00499	Engineering Work for Line 1 Road - Concession 6 to Four Mile Creek	DC: Roads, Sidewalks & Lights	62,000
		Capital Reserve	38,000
		Project Budget	\$100,000
C00620	St. David's Pool Trail - York to Cannery Subdivision	Capital Reserve	50,000
		Project Budget	\$50,000
C00710	Engineering Work for Dorchester and Gage - Culvert Improvements	Capital Reserve	30,000
		Project Budget	\$30,000

Roads Department

2019	Project Year		
C00720	Line 1 Road - 0.01 East of Townline Road - Culvert Improvements	Capital Reserve	40,000
		Project Budget	\$40,000
C00721	Concession 6 Road - 0.23 South of Line 2 - Culvert Improvements	Capital Reserve	40,000
		Project Budget	\$40,000
C01088	Sidewalk Installation - Concession 6 Road - Niagara Stone Road to North	Capital Reserve	50,000
		Project Budget	\$50,000
		2019 Subtotal	\$3,715,400
2020	Project Year		
C00360	Engineering Paxton Lane - York to New Development	Capital Reserve	8,750
		DC: Roads, Sidewalks & Lights	8,750
		Project Budget	\$17,500
C00492	Line 4 Road - Bridge #2115 0.13km West of Concession 6 - Culvert Improvements	Capital Reserve	119,000
		Project Budget	\$119,000
C00493	Queenston Road - Airport to Niagara Stone Road - Road Construction	Capital Reserve	597,255
		OCIF	195,245
		DC: Roads, Sidewalks & Lights	224,450
		Grants & Other	183,050
		Project Budget	\$1,200,000
C00546	Line 1 Road - Concession 6 - Four Mile Creek - Road Construction	DC: Roads, Sidewalks & Lights	1,240,000
		Federal Gas Tax	445,913
		Capital Reserve	314,087
		Project Budget	\$2,000,000
C00548	Chautauqua Area - Road Resurfacing	Capital Reserve	225,000
		Project Budget	\$225,000
C00550	Guard Rail Installation TBD	Capital Reserve	60,000
		Project Budget	\$60,000

Roads Department

2020	Project Year		
C00551	Concession 6 Road - Line1 to Line 2 - Engineering	DC: Roads, Sidewalks & Lights	49,375
		Capital Reserve	13,125
		Project Budget	\$62,500
C00626	Sidewalk Installation - Mississauga Street - Johnson - Gage	Capital Reserve	45,000
		Project Budget	\$45,000
C00711	Dorchester@Gage Culv. Replacement (One Mile Creek Watershed Plan)	Capital Reserve	200,000
		Project Budget	\$200,000
C01092	Sidewalk Installation - Lorraine Street - FMCR to East	Capital Reserve	14,000
		Project Budget	\$14,000
		2020 Subtotal	\$3,943,000
2021	Project Year		
C00399	Paxton Lane - York to New Development - Road Construction	Federal Gas Tax	150,000
		Capital Reserve	25,000
		DC: Roads, Sidewalks & Lights	175,000
		Project Budget	\$350,000
C00543	Line 4 Road - Bridge #2112 (0.43 East of Con. 3 Road) Bridge Improvements	Capital Reserve	20,000
		Project Budget	\$20,000
C00552	Engineering for Green Street - Flynn to Niagara	Capital Reserve	12,900
		DC: Roads, Sidewalks & Lights	17,100
		Project Budget	\$30,000
C00658	Sidewalk Installation - Mississauga Street - Gage to Centre	Capital Reserve	45,000
		Project Budget	\$45,000
C00726	Concession 6 Road - Line 1 to 2 - Road Construction	OCIF	195,245
		Capital Reserve	67,255
		DC: Roads, Sidewalks & Lights	987,500
		Project Budget	\$1,250,000

Roads Department

2021	Project Year		
C00729	Johnson Street - Dorchester to Gate - Road Resurfacing	Capital Reserve	20,000
		Federal Gas Tax	100,000
		Project Budget	\$120,000
C00730	Simcoe Street - John to Anne - Road Resurfacing	Capital Reserve	25,000
		Project Budget	\$25,000
C00731	Gate Street - Mary to William - Road Resurfacing	Capital Reserve	25,000
		Project Budget	\$25,000
C00732	Townline Road - Line 1 to Lakeshore Road	DC: Roads, Sidewalks & Lights	45,000
		Federal Gas Tax	95,913
		Capital Reserve	39,087
		Project Budget	\$180,000
C00733	Guard Rail Installation TBD	Capital Reserve	60,000
		Project Budget	\$60,000
C00752	Engineering Work for Queenston Street - Dumfries to Clarence	Capital Reserve	40,000
		Project Budget	\$40,000
C01095	Line 2 Road - Concession 6 to Niagara Stone Road	Capital Reserve	10,000
		Federal Gas Tax	100,000
		Project Budget	\$110,000
C01096	Sidewalk Installation - Queenston Street - Niagara River Parkway to N.S. Bridge	Capital Reserve	23,000
		Project Budget	\$23,000
		2021 Subtotal	\$2,278,000
2022	Project Year		
C00500	Engineering for Partition and Kent Streets - Niagara Parkway to Queenston	Capital Reserve	40,000
		Project Budget	\$40,000
C00661	Sidewalk Installation - Taylor Road - Glendale to South	Capital Reserve	51,000
		Project Budget	\$51,000

Roads Department

2022	Project Year		
C00727	Green Street - Flynn to Niagara - Road Construction	Capital Reserve	67,600
		Federal Gas Tax	147,400
		DC: Roads, Sidewalks & Lights	285,000
		Project Budget	\$500,000
C00754	Queenston Street - Dumfries to Clarence - Road Construction	Capital Reserve	61,487
		Federal Gas Tax	298,513
		Project Budget	\$360,000
C00756	Niven Road - Lakeshore Road to Village Road Road Resurfacing	Capital Reserve	190,000
		Project Budget	\$190,000
C00757	Wellington Street - Picton to Castlereagh Road Resurfacing	Capital Reserve	70,000
		Project Budget	\$70,000
C00758	Guard Rail Installation TBD	Capital Reserve	60,000
		Project Budget	\$60,000
C00761	Engineering - Flynn Street - Rye to Charlotte	DC: Roads, Sidewalks & Lights	11,600
		Capital Reserve	28,400
		Project Budget	\$40,000
C01098	Line 1 Road - Concession 7 to Townline (Grantham) Road Resurfacing	Capital Reserve	61,200
		DC: Roads, Sidewalks & Lights	108,800
		Project Budget	\$170,000
C01099	Ball Street - Ricardo to Delatre to Lockhart R/A Road Resurfacing	Capital Reserve	50,000
		Project Budget	\$50,000
C01101	Mississauga Street - Queen to Johnson to Gage to Centre to Wm. to Mary Road Resurfacing	Capital Reserve	54,755
		OCIF	195,245
		Project Budget	\$250,000
C01102	Gate Street - Anne to John to Mary Road Resurfacing	Capital Reserve	60,000
		Project Budget	\$60,000

Roads Department

2022	Project Year		
C01103	Warner Road - Tanbark to Concession 5 to QEW Road Resurfacing (Cold Mix)	Capital Reserve	104,000
		Project Budget	\$104,000
C01104	Sidewalk Installation - Nassau Street - Queen to Johnson	Capital Reserve	20,000
		Project Budget	\$20,000
C01122	Niagara Boulevard Study-Design (@ One mile Creek - Watershed Plan)	Capital Reserve	30,000
		Project Budget	\$30,000
		2022 Subtotal	\$1,995,000
2023	Project Year		
C00547	Partition and Kent Streets - Niagara Parkway to Queenston - Road Construction	Federal Gas Tax	445,913
		Capital Reserve	54,087
		Project Budget	\$500,000
C00688	Road Resurfacing - Line 8 - Niagara Parkway to Concession 1	Capital Reserve	150,000
		Project Budget	\$150,000
C00703	Road Resurfacing - Concession 6 - York Road to Niagara Falls Border	Capital Reserve	190,000
		Project Budget	\$190,000
C00728	Road Resurfacing - King Street - (Queen to Johnson)	Capital Reserve	60,000
		Project Budget	\$60,000
C00734	Sidewalk Installation - Mississauga St - Centre to Mary	Capital Reserve	45,000
		Project Budget	\$45,000
C00753	Niagara Blvd. - Culvert Improvements	Capital Reserve	300,000
		Project Budget	\$300,000
C00760	Concession Road 1 - Line 9 to Line 8 Road Resurfacing	Capital Reserve	140,000
		Project Budget	\$140,000
C00762	Weatherstone Court - Charlotte to End Road Resurfacing	Capital Reserve	40,000
		Project Budget	\$40,000

Roads Department

2023	Project Year		
C00763	Guard Rail Installation TBD	Capital Reserve	60,000
		Project Budget	\$60,000
C00764	Engineering for Clarence Street - Queenston Street to Niagara River Parkway	Capital Reserve	25,000
		Project Budget	\$25,000
C00783	Engineering for Wellington St. - Picton to Byron	Capital Reserve	15,000
		Project Budget	\$15,000
C00871	Road Construction - Flynn Street - Rye to Charlotte	DC: Roads, Sidewalks & Lights	116,000
		OCIF	195,245
		Capital Reserve	88,755
		Project Budget	\$400,000
C01105	Warner Road - Concession 6 to Dead End East (Coldmix)	Capital Reserve	240,000
		Project Budget	\$240,000
C01106	Nassau Street - William to North and South	Capital Reserve	31,000
		Project Budget	\$31,000
		2023 Subtotal	\$2,196,000
2024	Project Year		
C00659	Engineering for Firelane 11A - Bridge No. 4 Replacement	Capital Reserve	50,000
		Project Budget	\$50,000
C00755	Clarence Street - Queenston Street to Niagara River Parkway Road Construction	Federal Gas Tax	248,513
		Capital Reserve	51,487
		Project Budget	\$300,000
C00759	Line 7 Road - 0.78 km East of Four Mile Creek - Culvert Improvements	Capital Reserve	132,000
		Project Budget	\$132,000
C00873	Road Construction - Wellington St - (Picton to Byron)	Capital Reserve	150,000
		Project Budget	\$150,000

Roads Department

2024	Project Year		
C00875	Guard Rail Installation TBD	Capital Reserve	60,000
		Project Budget	\$60,000
C00876	Sidewalk Installation - Willaim St - Nassau to Circle	Capital Reserve	37,000
		Project Budget	\$37,000
C00877	Road Resurfacing - Henegan and Walker Road	Capital Reserve	160,000
		Project Budget	\$160,000
C00878	Road Resurfacing - Line 8 Road - Concession 2 to Four Mile Creek Road	Capital Reserve	52,600
		Federal Gas Tax	197,400
		Project Budget	\$250,000
C00879	Road Resurfacing - Line 8 Road - Concession 1 to Concession 2	Capital Reserve	170,000
		Project Budget	\$170,000
C00880	Road Resurfacing - Newark - Johnson to Queen	Capital Reserve	25,000
		Project Budget	\$25,000
C00881	Road Resurfacing - Glendale Ave. East - Glendale to Dead End	Capital Reserve	75,000
		Project Budget	\$75,000
C00882	Engineering for Walnut Street - Queenston Street to Princess Street	Capital Reserve	15,000
		Project Budget	\$15,000
C00883	Engineering for Princess Street - Maple North to Dead End	Capital Reserve	25,000
		Project Budget	\$25,000
C00884	Engineering for Gage Street - Mississagua to Dorchester	Capital Reserve	40,000
		Project Budget	\$40,000
C01107	Townline (Grantham) Road - Line 1 to Line 2 to Scott	OCIF	195,245
		Capital Reserve	29,755
		Project Budget	\$225,000

Roads Department

2024	Project Year		
C01108	Melville Street - Byron to Ricardo Road Resurfacing	Capital Reserve	65,000
		Project Budget	\$65,000
C01109	Centre Street - Gate to Victoria to Regent Road Resurfacing	Capital Reserve	80,000
		Project Budget	\$80,000
C01110	Warner Road - Concession 6 to QEW to Dead End North Road Resurfacing (Cold Mix)	Capital Reserve	286,000
		Project Budget	\$286,000
C01111	Sidewalk Installation - Gage Street - King to Regent	Capital Reserve	20,000
		Project Budget	\$20,000
		2024 Subtotal	\$2,165,000
2025	Project Year		
C00660	Culvert Improvement for Firelane 11A Bridge No. 4	Capital Reserve	460,000
		Project Budget	\$460,000
C01112	Walnut Street - Queenston to Princess Street Road Construction	Capital Reserve	100,000
		Project Budget	\$100,000
C01113	Princess Street - Maple to Walnut to North to Dead End Road Construction	Capital Reserve	150,000
		Project Budget	\$150,000
C01114	Gage Street - Simcoe to Mississauga to Butler to Dorchester Road Construction	Capital Reserve	81,487
		Federal Gas Tax	298,513
		Project Budget	\$380,000
C01115	Field Road - Four Mile Creek Road to Niagara Stone Road Resurfacing	Capital Reserve	60,000
		Project Budget	\$60,000
C01116	Townline (Grantham) Road - Scott to Line 3 to Carlton	OCIF	195,245
		Capital Reserve	24,755
		Project Budget	\$220,000

Roads Department

2025	Project Year		
C01117	Mary Street - Mississauga to Simcoe to Gate to Victoria to Regent to King Resurfacing	Capital Reserve	27,600
		Federal Gas Tax	147,400
		Project Budget	<u>\$175,000</u>
C01118	Queen's Parade - Wellington to John East Road Resurfacing	Capital Reserve	360,000
		Project Budget	<u>\$360,000</u>
C01119	Eastchester Avenue - Stewart to Niagara Stone Road Resurfacing (Cold Mix)	Capital Reserve	100,000
		Project Budget	<u>\$100,000</u>
C01120	Sidewalk Installation: Four Mile Creek Road - North of York to Cannery Subdivision	Capital Reserve	60,000
		Project Budget	<u>\$60,000</u>
C01121	Engineering Work for Regent Street - Centre to William to Mary to John to Anne (Developer Cost Share)	Capital Reserve	30,000
		Project Budget	<u>\$30,000</u>
C01125	Guard Rail Installation - TBD	Capital Reserve	60,000
		Project Budget	<u>\$60,000</u>
		2025 Subtotal	<u>\$2,155,000</u>
2026	Project Year		
C01212	Regent Street Construction - William to Mary to John to Anne	Capital Reserve	404,755
		OCIF	195,245
		Project Budget	<u>\$600,000</u>
C01213	Townline (Grantham) Road - Lakeshore to North End	Capital Reserve	190,000
		Project Budget	<u>\$190,000</u>
C01214	McNab Road - Lakeshore to North End	Capital Reserve	59,087
		Federal Gas Tax	445,913
		Project Budget	<u>\$505,000</u>
C01215	Engineering - King Street - Mary to William to Centre to Gage to Johnson	Capital Reserve	80,000
		Project Budget	<u>\$80,000</u>

Roads Department

2026	Project Year
------	--------------

2026 Subtotal	<u>\$1,375,000</u>
Roads Department Grand Total	\$25,084,536

Parking Operations

2017	Project Year		
C00380	Riverbeach Lot Asphalt Surfacing		
		Parking Revenue	24,000
		Project Budget	\$24,000
		2017 Subtotal	\$24,000
2018	Project Year		
C00222	Byron Street Enhancements		
		Parking Revenue	150,000
		Project Budget	\$150,000
C00427	Handheld Ticketer Replacement (4 Units)		
		Parking Revenue	28,000
		Project Budget	\$28,000
		2018 Subtotal	\$178,000
2019	Project Year		
C00475	Queens Royal Park Lot Resurfacing		
		Parking Revenue	80,000
		Project Budget	\$80,000
		2019 Subtotal	\$80,000
2020	Project Year		
C00526	Coin Sorter		
		Parking Revenue	10,000
		Project Budget	\$10,000
C00527	Nelson Street Lot Resurfacing		
		Parking Revenue	60,000
		Project Budget	\$60,000
		2020 Subtotal	\$70,000
2021	Project Year		
C00474	Parking Vehicle Replacement		
		Parking Revenue	35,000
		Project Budget	\$35,000
		2021 Subtotal	\$35,000
2024	Project Year		
C00540	Handheld Ticketers (4 Units)		
		Parking Revenue	35,000
		Project Budget	\$35,000
C00853	Regent Street Lot Resurfacing		
		Parking Revenue	15,000
		Project Budget	\$15,000

Parking Operations

2024	Project Year		
		2024 Subtotal	\$50,000
2026	Project Year		
C00224	Pay & Display Machine Replacements		
		Parking Revenue	650,000
		Project Budget	\$650,000
		2026 Subtotal	\$650,000
		Parking Operations Grand Total	\$1,087,000

2017	Project Year		
C01128	Electronic Annunciator Boards (Visual and Audible)	Capital Reserve	15,000
		Project Budget	\$15,000
		2017 Subtotal	\$27,500
C01129	AODA Compliant Pads at Bus Stops	Ontario Disabilities Act	12,500
		Project Budget	\$12,500
		2017 Subtotal	\$27,500
2018	Project Year		
C01130	AODA Compliant Pads at Bus Stops	Ontario Disabilities Act	12,500
		Project Budget	\$12,500
		2018 Subtotal	\$17,500
C01131	Replacement Bike Racks for Busses	Capital Reserve	5,000
		Project Budget	\$5,000
		2018 Subtotal	\$17,500
2020	Project Year		
C01132	Replace Fort George Kiosk and Washrooms	Capital Reserve	550,000
		Project Budget	\$550,000
		2020 Subtotal	\$550,000
2024	Project Year		
C01133	Electronic Annunciator Boards	Capital Reserve	15,000
		Project Budget	\$15,000
		2024 Subtotal	\$140,000
C01134	Replacement Bike Racks	Capital Reserve	5,000
		Project Budget	\$5,000
		2024 Subtotal	\$140,000
C01135	Bus Parking Lot Expansion	Capital Reserve	120,000
		Project Budget	\$120,000
		2024 Subtotal	\$140,000
		Transit Grand Total	\$735,000

Building Services

2022	Project Year		
C00467	Building Services Vehicle	Building Services Equipment	35,000
		Project Budget	\$35,000
		2022 Subtotal	\$35,000
2023	Project Year		
C00471	Building Services Vehicle	Building Services Equipment	35,000
		Project Budget	\$35,000
		2023 Subtotal	\$35,000
Building Services Grand Total			\$70,000

By-Law Enforcement

2018	Project Year		
C00566	By-Law Enforcement Vehicle	By-Law Vehicle & Equipment	35,000
		Project Budget	\$35,000
		2018 Subtotal	\$35,000
2021	Project Year		
C00497	By-Law Enforcement Vehicle	By-Law Vehicle & Equipment	35,000
		Project Budget	\$35,000
		2021 Subtotal	\$35,000
		By-Law Enforcement Grand Total	\$70,000

Library

2017	Project Year		
C00166	Staff Computer Upgrade	Library Computer	10,000
		Project Budget	\$10,000
C00676	2017 Library Collection Development	Library Development	3,300
		DC: Library Facilities & Materials	29,700
		Project Budget	\$33,000
C00932	Queenston Library Locker	DC: Library Facilities & Materials	23,400
		Library Development	2,600
		Project Budget	\$26,000
		2017 Subtotal	\$69,000
2018	Project Year		
C00135	Microform Digitization	Library Computer	15,000
		Project Budget	\$15,000
C00677	2018 Library Collection Development	DC: Library Facilities & Materials	30,600
		Library Development	3,400
		Project Budget	\$34,000
C00790	Mobile Library	DC: Library Facilities & Materials	45,000
		Library Development	5,000
		Project Budget	\$50,000
		2018 Subtotal	\$99,000
2019	Project Year		
C00124	2019 Furniture Replacement	Library Development	5,000
		Project Budget	\$5,000
C00137	Public Computer Upgrade	Library Computer	15,000
		Project Budget	\$15,000
C00678	2019 Library Collection Development	Library Development	3,500
		DC: Library Facilities & Materials	31,500
		Project Budget	\$35,000

Library

2019	Project Year		
C01043	Public Laptops	Library Computer	6,000
		Project Budget	\$6,000
		2019 Subtotal	\$61,000
2020	Project Year		
C00557	Router & Switch Replacement	Library Computer	6,000
		Project Budget	\$6,000
C00679	2020 Library Collection Development	Library Development	3,500
		DC: Library Facilities & Materials	31,500
		Project Budget	\$35,000
		2020 Subtotal	\$41,000
2021	Project Year		
C00127	2021 Library Furniture Replacement	Library Development	5,000
		Project Budget	\$5,000
C00167	Staff Computer Upgrade	Library Computer	9,000
		Project Budget	\$9,000
C00681	2021 Library Collection Development	DC: Library Facilities & Materials	30,600
		Library Development	3,400
		Project Budget	\$34,000
		2021 Subtotal	\$48,000
2022	Project Year		
C00106	2022 Library Collection Development	Library Development	3,300
		DC: Library Facilities & Materials	29,700
		Project Budget	\$33,000
C00958	Server Replacement	Library Computer	8,000
		Project Budget	\$8,000
C01044	Public Laptops	Library Computer	5,000
		Project Budget	\$5,000

Library

2022	Project Year	
C01074	Lab Equipment	
	Library Computer	5,000
	Project Budget	\$5,000
	2022 Subtotal	\$51,000
2023	Project Year	
C00107	2023 Library Collection Development	
	Library Development	3,200
	DC: Library Facilities & Materials	28,800
	Project Budget	\$32,000
C00128	2023 Furniture Replacement	
	Library Development	5,000
	Project Budget	\$5,000
C01076	Router & Switch Replacement	
	Library Computer	6,000
	Project Budget	\$6,000
	2023 Subtotal	\$43,000
2024	Project Year	
C00150	Public Computer Upgrade	
	Library Computer	13,000
	Project Budget	\$13,000
C00787	2024 Library Collection Development	
	DC: Library Facilities & Materials	27,900
	Library Development	3,100
	Project Budget	\$31,000
	2024 Subtotal	\$44,000
2025	Project Year	
C00162	Carpet Replacement	
	Library Development	60,000
	Project Budget	\$60,000
C00319	Self Serve IT Upgrade	
	Library Computer	50,000
	Project Budget	\$50,000
C00559	2025 Furniture Replacement	
	Library Development	5,000
	Project Budget	\$5,000

Library

2025	Project Year		
C00788	2025 Library Collection Development		
		DC: Library Facilities & Materials	27,000
		Library Development	3,000
		Project Budget	\$30,000
C01077	Public Laptops		
		Library Computer	4,000
		Project Budget	\$4,000
		2025 Subtotal	\$149,000
2026	Project Year		
C01079	2026 Collection Development		
		DC: Library Facilities & Materials	27,000
		Library Development	3,000
		Project Budget	\$30,000
C01084	Staff Computer Upgrade		
		Library Computer	8,000
		Project Budget	\$8,000
C01085	Mobile Library Replacement		
		Library Development	30,000
		Project Budget	\$30,000
		2026 Subtotal	\$68,000
		Library Grand Total	\$673,000

Parks, Recreation & Facilities

2017	Project Year		
C00143	Columbarium #6	Capital Reserve	25,000
		Project Budget	\$25,000
C00267	Centennial Arena Parking Lot & Water Line Replacement	Capital Reserve	75,000
		Project Budget	\$75,000
C00322	HVAC Roof Top Centennial Arena	Capital Reserve	30,000
		Project Budget	\$30,000
C00371	Centennial Sports Park Field Tile Repair	Park Dedication	60,000
		Project Budget	\$60,000
C00413	Centennial Arena Dehumidifier Replacement	Capital Reserve	40,000
		Project Budget	\$40,000
C00803	Chautauqua Playground Enhancements	Park Dedication	10,000
		Project Budget	\$10,000
C00984	Niagara-on-the-Green North Park Development	Park Dedication	50,000
		Project Budget	\$50,000
C00985	Queen Street Flower Beds Surround - Phase 3	Capital Reserve	30,000
		Project Budget	\$30,000
C00986	Queen Street Bench Restoration	Capital Reserve	10,000
		Project Budget	\$10,000
C00990	Queenston Park Development	Park Dedication	75,000
		Project Budget	\$75,000
C01179	Court House - Paint all fascia and fire escapes	Capital Reserve	65,000
		Project Budget	\$65,000
C01180	Court House Window Replacement	Capital Reserve	20,000
		Project Budget	\$20,000

Parks, Recreation & Facilities

2017	Project Year		
C01182	Centennial Arena - HVAC	Capital Reserve	30,000
		Project Budget	\$30,000
C01183	Queenston Library Parking Lot Paving	Capital Reserve	7,000
		Project Budget	\$7,000
C01184	Virgil Sports Park - Soccer Parking Lot Paving Turnaround	Capital Reserve	48,000
		Project Budget	\$48,000
C01185	Administration Building - Exterior Repaint	Capital Reserve	25,000
		Project Budget	\$25,000
C01186	Lakeshore Cemetery - Roof Replacement	Capital Reserve	15,000
		Project Budget	\$15,000
C01208	St. David's Pool Design	Capital Reserve	100,000
		Project Budget	\$100,000
		2017 Subtotal	\$715,000
2018	Project Year		
C00069	MCU Arena 50 HP Compressor	Capital Reserve	60,000
		Project Budget	\$60,000
C00335	Replacement Carpet for Court House Hall & Stairway	Capital Reserve	7,000
		Project Budget	\$7,000
C00382	Community Centre Projector Replacement (3)	Community Centre	9,000
		Project Budget	\$9,000
C00383	Arena Scrubber Replacement	Capital Reserve	12,000
		Project Budget	\$12,000
C00415	Niagara-on-the-Green Community Park	DC: Parkland & Recreation	320,625
		Park Dedication	54,375
		Project Budget	\$375,000

Parks, Recreation & Facilities

2018	Project Year		
C00982	Court House Table Replacement	Capital Reserve	13,500
		Project Budget	\$13,500
C00988	Centennial Arena HWT Replacement	Capital Reserve	7,000
		Project Budget	\$7,000
C00989	Court House Soffit Crown Molding Repairs	Capital Reserve	40,000
		Project Budget	\$40,000
C00991	Court House Eaves Repair & Replacement	Capital Reserve	30,000
		Project Budget	\$30,000
C00992	Niagara Pool Pump Replacement	Park Dedication	5,000
		Project Budget	\$5,000
C00993	Virgil Sportspark Ball Diamond Light Replacement	Park Dedication	25,000
		Project Budget	\$25,000
C00994	Virgil Sportspark Skateboard Park	Park Dedication	150,000
		Project Budget	\$150,000
C00995	Court House Chair Replacement	Capital Reserve	16,875
		Project Budget	\$16,875
C01181	Centennial Arena - Flat Roof Repair	Capital Reserve	100,000
		Project Budget	\$100,000
C01187	Queenston Library - Paint Interior and Refinish Floor	Capital Reserve	25,000
		Project Budget	\$25,000
C01188	Memorial Park Site Amenities	Capital Reserve	10,000
		Project Budget	\$10,000
C01189	Pumphouse - Exterior Repaint	Capital Reserve	10,000
		Project Budget	\$10,000

Parks, Recreation & Facilities

2018	Project Year		
C01225	Additional Funds for C00671 - Centennial Arena Lights	Capital Reserve	10,000
		Project Budget	\$10,000
C01228	St. David's Pool Construction	Donations	833,340
		Grants & Other	1,666,660
		Project Budget	\$2,500,000
		2018 Subtotal	\$3,405,375
2019	Project Year		
C00366	Cemetery Expansion Phase 5	Capital Reserve	25,000
		Project Budget	\$25,000
C00384	Community Centre Scrubber Replacement	Capital Reserve	12,000
		Project Budget	\$12,000
C00804	Niagara-on-the-Green Playground Replacement	Park Dedication	90,000
		Project Budget	\$90,000
C00968	Court House Front steps repair/replacement	Capital Reserve	10,000
		Project Budget	\$10,000
C00987	Centennial Arena Rubber Floor Replacement	Capital Reserve	30,000
		Project Budget	\$30,000
C00996	Court House Washroom Renovations	Capital Reserve	30,000
		Project Budget	\$30,000
C00997	Memoral Park Soccer Field Light Replacement	Park Dedication	20,000
		Project Budget	\$20,000
C00998	Simcoe Park Raised Flower Beds	Park Dedication	20,000
		Project Budget	\$20,000
C01190	Memorial Tennis Court Expansion	DC: Parkland & Recreation	85,000
		Donations	40,000
		Project Budget	\$125,000

Parks, Recreation & Facilities

2019	Project Year		
			2019 Subtotal
			\$362,000
2020	Project Year		
C00454	MCU Arena Board Replacement		
		Capital Reserve	50,000
		Project Budget	\$50,000
C00999	Court House Window Repairs Phase 1		
		Capital Reserve	35,000
		Project Budget	\$35,000
C01000	Library Roof Replacement		
		Capital Reserve	70,000
		Project Budget	\$70,000
C01001	Niagara Pool Filter Replacement		
		Park Dedication	20,000
		Project Budget	\$20,000
C01003	Virgil Sportspark Soccer Field/Parking Lot Lights		
		Park Dedication	60,000
		Project Budget	\$60,000
C01004	St. Davids Pool Pump Replacement		
		Park Dedication	5,000
		Project Budget	\$5,000
C01005	Market Street Washrooms Roof Replacement		
		Capital Reserve	20,000
		Project Budget	\$20,000
C01006	Simcoe Park Pavers		
		Capital Reserve	130,000
		Project Budget	\$130,000
C01034	Library HVAC Replacement		
		Capital Reserve	60,000
		Project Budget	\$60,000
C01191	Christmas Display - Replacement Phase 1		
		Capital Reserve	40,000
		Project Budget	\$40,000
		2020 Subtotal	\$490,000
2021	Project Year		
C01007	Community Centre Lawn Bowling Carpet Replacement		
		Capital Reserve	125,000
		Project Budget	\$125,000

Parks, Recreation & Facilities

2021	Project Year		
C01008	Court House Window Repairs Phase 2	Capital Reserve	35,000
		Project Budget	\$35,000
C01009	Court House Door Hardware Replacement	Capital Reserve	30,000
		Project Budget	\$30,000
C01011	Market Street Washroom HVAC Replacement	Capital Reserve	15,000
		Project Budget	\$15,000
C01012	Market Street Washroom Renovations	Capital Reserve	30,000
		Project Budget	\$30,000
C01192	Christmas Display - Replacement Phase 2	Capital Reserve	40,000
		Project Budget	\$40,000
		2021 Subtotal	\$275,000
2022	Project Year		
C00421	Alumazorb Ceiling Replacement	Capital Reserve	50,000
		Project Budget	\$50,000
C00431	Community Centre Fitness Equipment Replacement	Capital Reserve	20,000
		Project Budget	\$20,000
C01013	Memorial Park Pavillion Shingles Replacement	Park Dedication	17,000
		Project Budget	\$17,000
C01014	Niagara Pool Diving Board Replacement	Park Dedication	20,000
		Project Budget	\$20,000
C01015	St. Davids Pool Replacement of Flat Roof	Park Dedication	20,000
		Project Budget	\$20,000
C01016	Virgil Sportpark Tennis Court Light Replacement	Park Dedication	5,000
		Project Budget	\$5,000

Parks, Recreation & Facilities

2022		Project Year	
C01017	Main Administration Building Elevator Replacement	Capital Reserve	60,000
		Project Budget	\$60,000
C01018	Garrison Village Playground Replacement	Park Dedication	90,000
		Project Budget	\$90,000
2022 Subtotal			\$282,000
2023		Project Year	
C00433	Centennial Arena Compressor Replacement	Capital Reserve	60,000
		Project Budget	\$60,000
C01019	Centennial Arena Roof Replacement	Capital Reserve	60,000
		Project Budget	\$60,000
C01020	Meridian Credit Union Arena Condensor Replacement	Capital Reserve	50,000
		Project Budget	\$50,000
C01021	Meridian Credit Union Arena Chiller Replacement	Capital Reserve	50,000
		Project Budget	\$50,000
C01022	Meridian Credit Union Arena Light Replacement	Capital Reserve	40,000
		Project Budget	\$40,000
C01023	Meridian Credit Union Arena Boiler Replacement	Capital Reserve	20,000
		Project Budget	\$20,000
C01024	Meridian Credit Union Arena Compressor Replacement - 50 HP x 2	Capital Reserve	120,000
		Project Budget	\$120,000
C01025	Meridian Credit Union Arena Olympia Room Boiler Replacement	Capital Reserve	20,000
		Project Budget	\$20,000
C01193	Resurface Memorial Tennis Courts	Capital Reserve	50,000
		Project Budget	\$50,000
2023 Subtotal			\$470,000

Parks, Recreation & Facilities

2024	Project Year		
C01026	Library Exit Doors	Capital Reserve	17,000
		Project Budget	\$17,000
C01027	Queen's Royal Park Washroom Roof Replacement	Park Dedication	20,000
		Project Budget	\$20,000
C01028	Main Administration Building Exterior Door Replacement	Capital Reserve	25,000
		Project Budget	\$25,000
C01029	Simcoe Park Playground Equipment	Park Dedication	95,000
		Project Budget	\$95,000
C01031	Pumphouse HVAC Replacement	Capital Reserve	30,000
		Project Budget	\$30,000
C01032	Pumphouse Washroom Replacement	Capital Reserve	15,000
		Project Budget	\$15,000
		2024 Subtotal	\$202,000
2025	Project Year		
C01033	Centennial Arena Compressor Replacement	Capital Reserve	60,000
		Project Budget	\$60,000
C01035	Meridian Credit Union Arena Roof Replacement	Capital Reserve	80,000
		Project Budget	\$80,000
C01036	Queen's Royal Park Washroom Renovations	Park Dedication	15,000
		Project Budget	\$15,000
C01037	Virgil Sportspark Pavilion & VBA Building Shingles Replacement	Park Dedication	24,000
		Project Budget	\$24,000
C01038	Memorial Park Playground Replacement	Park Dedication	95,000
		Project Budget	\$95,000

Parks, Recreation & Facilities

2025	Project Year		
C01194	Community Centre - Rubber Track Floor Replacement	Capital Reserve	11,000
		Project Budget	\$11,000
C01195	Chautauqua Playground Replacement	Park Dedication	50,000
		Project Budget	\$50,000
C01196	Meridian Credit Union Arena - Floor replacement	Capital Reserve	75,000
		Project Budget	\$75,000
C01199	Community Centre - Auditorium Floor Replacement	Capital Reserve	100,000
		Project Budget	\$100,000
		2025 Subtotal	\$510,000
2026	Project Year		
C01197	Community Centre - Hot Water Tank	Capital Reserve	9,000
		Project Budget	\$9,000
C01198	Community Centre - HVAC Replacement	Capital Reserve	150,000
		Project Budget	\$150,000
		2026 Subtotal	\$159,000
		Parks, Recreation & Facilities Grand Total	\$6,870,375

P & R Vehicles/Equipment

2017	Project Year		
C00370	Purchase a Ice Resurfacer (replaces P562)	Fleet Replacement	104,000
		Project Budget	\$104,000
C00806	Purchase a 1/2 Ton Truck (to replace P511)	Fleet Replacement	40,000
		Project Budget	\$40,000
C01155	Purchase a Box Scraper	Capital Reserve	10,000
		Project Budget	\$10,000
		2017 Subtotal	\$154,000
2018	Project Year		
C00375	Mower (replaces P571 & P573)	DC: Parkland & Recreation	36,000
		Capital Reserve	4,000
		Project Budget	\$40,000
C00376	Mower (replaces P572)	DC: Parkland & Recreation	36,000
		Capital Reserve	4,000
		Project Budget	\$40,000
C00509	Purchase a Tractor (replaces P555)	Fleet Replacement	98,000
		Project Budget	\$98,000
C01156	Mower (replaces P573)	Fleet Replacement	11,000
		Project Budget	\$11,000
		2018 Subtotal	\$189,000
2019	Project Year		
C00463	Purchase a 1-Ton with Dump (replaces P516)	Fleet Replacement	49,000
		Project Budget	\$49,000
C00464	Purchase a Van (replaces P515)	Fleet Replacement	37,000
		Project Budget	\$37,000
C00465	Purchase a Trailer (replaces P594)	Fleet Replacement	8,000
		Project Budget	\$8,000
		2019 Subtotal	\$94,000

P & R Vehicles/Equipment

2020	Project Year		
C00386	Purchase a 3/4 Ton 4x4 (replaces P518) with Dump Trailer (replaces P595)		
	Fleet Replacement		45,000
		Project Budget	\$45,000
C00405	Purchase a 3/4 Ton Truck (replaces P517)		
	Fleet Replacement		38,000
		Project Budget	\$38,000
C00408	Purchase a Riding Mower (replaces P567)		
	Fleet Replacement		56,000
		Project Budget	\$56,000
C01157	Purchase a mower (replaces P577)		
	Fleet Replacement		25,000
		Project Budget	\$25,000
		2020 Subtotal	\$164,000
2021	Project Year		
C00410	Purchase a Riding Mower (replaces P568)		
	Fleet Replacement		50,000
		Project Budget	\$50,000
C01158	Purchase a Tractor (replaces P564)		
	Fleet Replacement		100,000
		Project Budget	\$100,000
		2021 Subtotal	\$150,000
2022	Project Year		
C00962	Purchase a Mower - P565		
	Fleet Replacement		45,000
		Project Budget	\$45,000
C01159	Purchase a mower (replaces P573)		
	Fleet Replacement		13,000
		Project Budget	\$13,000
		2022 Subtotal	\$58,000
2023	Project Year		
C00430	Purchase a 1 Ton Truck with Dump Box (replaces P520)		
	Fleet Replacement		60,000
		Project Budget	\$60,000
C00456	Purchase a 1 Ton Truck with Dump Box (replaces P519)		
	Fleet Replacement		60,000
		Project Budget	\$60,000

P & R Vehicles/Equipment

2023	Project Year		
C00461	Purchase a Trailer (replaces P593)		
		Fleet Replacement	15,000
		Project Budget	\$15,000
C00462	Purchase a 3/4 Ton 4X4 Truck (replaces P521)		
		Fleet Replacement	45,000
		Project Budget	\$45,000
C01160	Purchase a multipurpose Mower (replaces P574)		
		Fleet Replacement	50,000
		Project Budget	\$50,000
		2023 Subtotal	\$230,000
2024	Project Year		
C00808	Purchase a Water Trailer (to replace P591)		
		Fleet Replacement	13,000
		Project Budget	\$13,000
C01161	Purchase a Garbage Packer (replaces G602 Replacement)		
		Fleet Replacement	150,000
		Project Budget	\$150,000
		2024 Subtotal	\$163,000
2025	Project Year		
C01162	Purchase a 1 Ton 4x4 Truck (replaces 2016-C00960)		
		Fleet Replacement	64,000
		Project Budget	\$64,000
C01163	Purchase a 1 Ton 4x4 Truck (replaces C00369 truck)		
		Fleet Replacement	60,000
		Project Budget	\$60,000
C01164	Purchase a Leaf Collection & Dumpbox (For P510 Replacement)		
		Fleet Replacement	30,000
		Project Budget	\$30,000
C01165	Purchase a Utility Vehicle		
		Fleet Replacement	20,000
		Project Budget	\$20,000
		2025 Subtotal	\$174,000
2026	Project Year		
C00807	Purchase a 4 X 4 Truck (to replace P510)		
		Fleet Replacement	60,000
		Project Budget	\$60,000
		2026 Subtotal	\$60,000

2017	Project Year		
C00292	Four Mile Creek Rd. - (East West Line to Hunter)	Water Capital Improvements	60,000
		Project Budget	\$60,000
C00293	Melville St. (Ricardo to Lockhart)	Water Capital Improvements	120,000
		Project Budget	\$120,000
C00343	Field and Eden Streets - (Creek to Penner)	Water Capital Improvements	284,000
		Project Budget	\$284,000
C00390	Tanbark Road - (York to North Urban Boundary)	Water Capital Improvements	544,000
		Project Budget	\$544,000
C00393	Engineering Work for William St. - (Mississagua to Simcoe and Gate to Victoria)	Water Capital Improvements	14,000
		Project Budget	\$14,000
C00394	Engineering Work for Queen Street - (Simcoe to Mississagua)	Water Capital Improvements	7,300
		Project Budget	\$7,300
C00539	Engineering for Line 3 Road - (Concession 1 to Niagara River Parkway)	Water Capital Improvements	15,000
		Project Budget	\$15,000
C00927	Engineering - Homestead Drive - (Line 1 to South Limit)	DC: Water Distribution	13,500
		Water Capital Improvements	1,500
		Project Budget	\$15,000
C01045	Engineering Work for Four Mile Creek Road (Hunter to Wall)	Water Capital Improvements	10,000
		Project Budget	\$10,000
		2017 Subtotal	\$1,069,300
2018	Project Year		
C00342	Four Mile Creek Rd. - (Hunter to Wall)	Water Capital Improvements	60,000
		Project Budget	\$60,000
C00437	William Street - (Mississagua to Simcoe and Gate to Victoria)	Water Capital Improvements	280,000
		Project Budget	\$280,000

2018	Project Year		
C00438	Queen St. - (Simcoe to Mississauga)	Water Capital Improvements	145,000
		Project Budget	\$145,000
C00440	Engineering - Four Mile Creek - (Wall to Lakeshore)	Water Capital Improvements	2,000
		Project Budget	\$2,000
C00441	Engineering Work for Concession 6 Road - (Niagara Stone Road to Line 2 Road)	DC: Water Distribution	24,000
		Water Capital Improvements	2,660
		Project Budget	\$26,660
C00442	Engineering Work for Gage St. - (Gate to Victoria)	Water Capital Improvements	6,000
		Project Budget	\$6,000
C00443	Engineering Work for Gate Street - (Centre to Johnson)	Water Capital Improvements	8,000
		Project Budget	\$8,000
C00444	Engineering Work for King Street (Johnson to Centre)	Water Capital Improvements	18,500
		Project Budget	\$18,500
C00503	Line 3 Road - (Concession 1 to Niagara River Parkway)	Water Capital Improvements	300,000
		Project Budget	\$300,000
C00840	Engineering Work for Queenston Road - (Townline to Airport)	Water Capital Improvements	25,000
		Project Budget	\$25,000
C00928	Homestead Drive - (Line 1 to South Limit)	DC: Water Distribution	239,850
		Water Capital Improvements	26,650
		Project Budget	\$266,500
		2018 Subtotal	\$1,137,660
2019	Project Year		
C00485	Concession 6 Road - (RR55 to Line 2 Road)	Water Capital Improvements	46,265
		DC: Water Distribution	431,385
		Project Budget	\$477,650

2019	Project Year		
C00486	Gage Street - (Gate St. to Victoria)	Water Capital Improvements	120,000
		Project Budget	\$120,000
C00487	Gate Street - (Centre to Johnson)	Water Capital Improvements	160,000
		Project Budget	\$160,000
C00488	King Street - (Johnson to Centre)	Water Capital Improvements	370,000
		Project Budget	\$370,000
C00489	Four Mile Creek Road - (Wall to Lakeshore)	Water Capital Improvements	40,000
		Project Budget	\$40,000
C00490	Engineering for Lakeshore Road - (Four Mile Creek Road to West)	Water Capital Improvements	12,000
		Project Budget	\$12,000
C00491	Engineering Work for King Street - (Centre to John Street)	Water Capital Improvements	20,000
		Project Budget	\$20,000
C00504	Engineering for Commons Watermain - (Wellington to Ricardo)	Water Capital Improvements	25,000
		Project Budget	\$25,000
C00844	Queenston Road - (Townline to Airport)	Water Capital Improvements	360,000
		DC: Water Distribution	234,000
		Project Budget	\$594,000
		2019 Subtotal	\$1,818,650
2020	Project Year		
C00349	Engineering Work for Paxton Lane - (at York and at South End)	Water Capital Improvements	4,500
		Project Budget	\$4,500
C00484	Queenston Rd. (Airport to RR55 - Service Replacements)	Water Capital Improvements	20,000
		Project Budget	\$20,000
C00507	Commons Watermain - (Wellington to Ricardo Street)	Water Capital Improvements	500,000
		Project Budget	\$500,000

2020	Project Year		
C00537	Lakeshore Road - (Four Mile Creek Road to West)	Water Capital Improvements	150,000
		Project Budget	\$150,000
C00538	King Street - (Centre to John)	Water Capital Improvements	370,000
		Project Budget	\$370,000
C00541	Engineering Work for Concession 6 - (Line 1 to Line 2 Road)	Water Capital Improvements	2,600
		DC: Water Distribution	23,400
		Project Budget	\$26,000
C00542	Engineering Work for Simcoe Street - (Centre to Johnson)	Water Capital Improvements	20,000
		Project Budget	\$20,000
C00826	Engineering Work for Centre Street - (King to Regent Street)	Water Capital Improvements	10,000
		Project Budget	\$10,000
C00827	Engineering Work for King Street - (Centre to Johnson Street)	Water Capital Improvements	20,000
		Project Budget	\$20,000
		2020 Subtotal	\$1,120,500
2021	Project Year		
C00391	Paxton Lane - (South End to York Road)	Water Capital Improvements	90,000
		Project Budget	\$90,000
C00508	Concession 6 -Road - (Line 1 to Line 2 Road)	Water Capital Improvements	50,000
		DC: Water Distribution	435,000
		Project Budget	\$485,000
C00510	Simcoe Street - (Centre to Johnson Street)	Water Capital Improvements	260,000
		Project Budget	\$260,000
C00511	Engineering Work for Regent Street - (John to Anne)	Water Capital Improvements	8,000
		Project Budget	\$8,000
C00513	Engineering Work for Niagara River Parkway - (Highlander to Dumfries)	Water Capital Improvements	10,000
		Project Budget	\$10,000

2021	Project Year		
C00519	Engineering Work for Ball Street - (Ricardo to Delatre)		
		Water Capital Improvements	8,000
		Project Budget	\$8,000
C00828	Centre Street - (King to Regent Street)		
		Water Capital Improvements	130,000
		Project Budget	\$130,000
C00829	King Street - (Centre to Johnson Street)		
		Water Capital Improvements	300,000
		Project Budget	\$300,000
C00830	Engineering Work for Melville - (Ricardo to Byron Streets)		
		Water Capital Improvements	15,000
		Project Budget	\$15,000
C00832	Engineering Work for Line 2 Road - (Concession 4 to Four Mile Creek Road)		
		Water Capital Improvements	45,000
		Project Budget	\$45,000
		2021 Subtotal	\$1,351,000
2022	Project Year		
C00520	Regent Street - (John to Anne)		
		Water Capital Improvements	60,000
		Project Budget	\$60,000
C00528	Engineering Work for Wellington Street - (Picton to Castlereagh)		
		Water Capital Improvements	20,000
		Project Budget	\$20,000
C00529	Niagara River Parkway - (Highlander to Dumfries)		
		Water Capital Improvements	80,000
		Project Budget	\$80,000
C00532	Ball Street - (Ricardo to Delatre)		
		Water Capital Improvements	60,000
		Project Budget	\$60,000
C00833	Melville Street - (Ricardo to Byron)		
		Water Capital Improvements	150,000
		Project Budget	\$150,000
C00835	Line 2 Road - (Concession 4 to Four Mile Creek Road))		
		Water Capital Improvements	600,000
		Project Budget	\$600,000

2022	Project Year		
C00836	Engineering Work for Niagara Stone Road - (Line 3 to Line 4 Road)	Water Capital Improvements	35,000
		Project Budget	\$35,000
C00837	Engineering Work for Dorchester - (Mary to John West)	Water Capital Improvements	10,000
		Project Budget	\$10,000
		2022 Subtotal	\$1,015,000
2023	Project Year		
C00553	Wellington Street - (Picton to Castlereagh)	Water Capital Improvements	250,000
		Project Budget	\$250,000
C00575	Engineering Work for Butler Street - (William to Centre)	Water Capital Improvements	40,000
		Project Budget	\$40,000
C00838	Niagara Stone Road - (Line 3 to Line 4 Road)	Water Capital Improvements	450,000
		Project Budget	\$450,000
C00839	Dorchester St. - (Mary to John West)	Water Capital Improvements	130,000
		Project Budget	\$130,000
C00841	Engineering Work for Townline - (Queenston to South End)	Water Capital Improvements	8,000
		Project Budget	\$8,000
C00842	Engineering Work for John Street West - (Gate to Regent)	Water Capital Improvements	20,000
		Project Budget	\$20,000
		2023 Subtotal	\$898,000
2024	Project Year		
C00843	Butler Street - (William to Centre Street)	Water Capital Improvements	125,000
		Project Budget	\$125,000
C00845	Townline Road - (Queenston to South End)	Water Capital Improvements	80,000
		Project Budget	\$80,000
C00846	John Street - (Gate to Regent)	Water Capital Improvements	200,000
		Project Budget	\$200,000

2024	Project Year		
C00847	Engineering Work for John Street West - (Regent to King)	Water Capital Improvements	20,000
		Project Budget	\$20,000
C00848	Engineering Work for King Street - (John Street West to South)	Water Capital Improvements	10,000
		Project Budget	\$10,000
C00849	Engineering Work for Niagara Stone Road - (Queenston to Stewart))	Water Capital Improvements	20,000
		Project Budget	\$20,000
C00850	Engineering Work for Cross Street - (Stewart to East)	Water Capital Improvements	15,000
		Project Budget	\$15,000
C00851	Engineering Work for Eastchester - (Stewart to Niagara Stone Road)	Water Capital Improvements	25,000
		Project Budget	\$25,000
		2024 Subtotal	\$495,000
2025	Project Year		
C01046	John Street West - (Regent to King Street)	Water Capital Improvements	130,000
		Project Budget	\$130,000
C01047	King Street - (John Street West to South)	Water Capital Improvements	70,000
		Project Budget	\$70,000
C01048	Niagara Stone Road - (Queenston to Stewart Road)	Water Capital Improvements	160,000
		Project Budget	\$160,000
C01049	Cross Street - (Stewart Road to East)	Water Capital Improvements	130,000
		Project Budget	\$130,000
C01050	Eastchester Avenue - (Stewart to Niagara Stone Road)	Water Capital Improvements	340,000
		Project Budget	\$340,000
C01051	Engineering Work for Nasau Street (Johnson to William)	Water Capital Improvements	30,000
		Project Budget	\$30,000

2025	Project Year		
C01052	Enginerring Work for Hampton Court - (Nassau to West)		
		Water Capital Improvements	10,000
		Project Budget	\$10,000
C01053	Engineering Work for Niagara River Parkway - (Dumfries to Clarence)		
		Water Capital Improvements	20,000
		Project Budget	\$20,000
		2025 Subtotal	\$890,000
2026	Project Year		
C01201	Niagara Stone Road - Line 4 to Southbrook Winery		
		Water Capital Improvements	350,000
		Project Budget	\$350,000
C01202	Hampton Court - Nassau Street to West Street		
		Water Capital Improvements	80,000
		Project Budget	\$80,000
C01203	Niagara River Parkway - Dumfries to Clarence		
		Water Capital Improvements	150,000
		Project Budget	\$150,000
C01204	Engineering - Niagara Stone Road - Line 4 to Southbrook Winery		
		Water Capital Improvements	60,000
		Project Budget	\$60,000
		2026 Subtotal	\$640,000
		Water Grand Total	\$10,435,110

Wastewater

2017	Project Year		
C00157	Old Town CSO I/I Study (Phase 2 - Front & Ricardo P.S. Areas)		
		Wastewater Capital Improvements	90,000
		Grants & Other	60,000
		Project Budget	\$150,000
C00419	CSO Reduction Project - Old Town (Phase 1 - King-Charlotte Area)		
		Grants & Other	45,000
		Wastewater Capital Improvements	72,600
		DC: Wastewater Sewers	32,400
		Project Budget	\$150,000
C00902	Melville Street - (Ricardo to Riverbeach)		
		Wastewater Capital Improvements	150,000
		Project Budget	\$150,000
C00903	Engineering - Anne Street - (Simcoe to Victoria)		
		Wastewater Capital Improvements	20,000
		Project Budget	\$20,000
		2017 Subtotal	\$470,000
2018	Project Year		
C00339	CSO Reduction Project - Old Town (Phase 2 - Front & Ricardo)		
		Wastewater Capital Improvements	72,600
		DC: Wastewater Sewers	32,400
		Grants & Other	45,000
		Project Budget	\$150,000
C00387	Old Town CSO I/I Study (Phase 3 - Dorchester South Area)		
		Wastewater Capital Improvements	90,000
		Grants & Other	60,000
		Project Budget	\$150,000
C00417	Old Town (Phase 1) CSO Flow Monitoring (Post repair program)		
		Grants & Other	20,000
		Wastewater Capital Improvements	30,000
		Project Budget	\$50,000
C00904	Anne Street - Simcoe to Victoria		
		Wastewater Capital Improvements	150,000
		Project Budget	\$150,000
C00905	Engineering - Chautauqua Area (Dixie - Circle to Lakeshore)		
		Wastewater Capital Improvements	25,000
		Project Budget	\$25,000
		2018 Subtotal	\$525,000

Wastewater

2019	Project Year		
C00481	CSO Reduction Project - Old Town (Phase 3 - Dorchester South)		
		Grants & Other	45,000
		DC: Wastewater Sewers	32,400
		Wastewater Capital Improvements	72,600
		Project Budget	\$150,000
C00533	Old Town CSO I/I Study (Phase 4 - Dorchester North & Wm. East Area)		
		Wastewater Capital Improvements	90,000
		Grants & Other	60,000
		Project Budget	\$150,000
C00652	Old Town (Phase 2) CSO Flow Monitoring (Post repair program)		
		Wastewater Capital Improvements	30,000
		Grants & Other	20,000
		Project Budget	\$50,000
C00906	Chautauqua Area - (Dixie - Circle to Lakeshore)		
		Wastewater Capital Improvements	260,000
		Project Budget	\$260,000
C00907	Engineering - Chautauqua Area - (Froebel - Circle to Dead End)		
		Wastewater Capital Improvements	5,000
		Project Budget	\$5,000
		2019 Subtotal	\$615,000
2020	Project Year		
C00434	CSO Reduction Project - Old Town (Phase 4 - Dorchester N.-Wm. E.)		
		Wastewater Capital Improvements	88,800
		Grants & Other	45,000
		DC: Wastewater Sewers	16,200
		Project Budget	\$150,000
C00534	Engineering Simcoe St. (Centre to Gage)		
		Wastewater Capital Improvements	8,000
		Project Budget	\$8,000
C00669	Old Town CSO I/I Study (Phase 5 - Mississauga Beach Area)		
		Wastewater Capital Improvements	90,000
		Grants & Other	60,000
		Project Budget	\$150,000
C00685	Old Town (Phase 3) CSO Flow Monitoring (Post repair program)		
		Wastewater Capital Improvements	30,000
		Grants & Other	20,000
		Project Budget	\$50,000

Wastewater

2020	Project Year		
C00908	Chautauqua Area - Froebel - (Circle to Dead End)	Wastewater Capital Improvements	60,000
		Project Budget	\$60,000
C00909	Engineering - Johnson Street - (Dorchester to Mississauga)	Wastewater Capital Improvements	40,000
		Project Budget	\$40,000
C00910	Engineering - Simcoe Street - (John to Anne Street)	Wastewater Capital Improvements	12,000
		Project Budget	\$12,000
C00911	Engineering - Gate Street - (Mary to William Street)	Wastewater Capital Improvements	8,000
		Project Budget	\$8,000
		2020 Subtotal	\$478,000
2021	Project Year		
C00663	Simcoe Street (Centre-Gage)	Wastewater Capital Improvements	70,000
		Project Budget	\$70,000
C00687	CSO Reduction Project - Old Town (Phase 5 - Mississauga Beach Area)	Wastewater Capital Improvements	105,000
		Grants & Other	45,000
		Project Budget	\$150,000
C00692	Old Town (Phase 4) CSO Flow Monitoring (Post repair program)	Wastewater Capital Improvements	30,000
		Grants & Other	20,000
		Project Budget	\$50,000
C00823	Engineering - Mississauga Street - (Johnson to Queen)	Wastewater Capital Improvements	25,000
		Project Budget	\$25,000
C00912	Johnson Street - (Dorchester to Mississauga)	Wastewater Capital Improvements	240,000
		Project Budget	\$240,000
C00913	Simcoe Street - (John to Anne Street)	Wastewater Capital Improvements	115,000
		Project Budget	\$115,000
C00914	Gate Street - (Mary to William Street)	Wastewater Capital Improvements	75,000
		Project Budget	\$75,000

Wastewater

2021	Project Year		
C00915	Engineering - Green Street - (Flynn to Niagara)		
		Wastewater Capital Improvements	25,000
		Project Budget	\$25,000
C00916	Engineering - Wellington Street - (Picton to Queens Parade)		
		Wastewater Capital Improvements	5,000
		Project Budget	\$5,000
C00917	Engineering - Gate Street - (John to Mary)		
		Wastewater Capital Improvements	10,000
		Project Budget	\$10,000
		2021 Subtotal	\$765,000
2022	Project Year		
C00918	Green Street - Flynn to Niagara		
		Wastewater Capital Improvements	240,000
		Project Budget	\$240,000
C00919	Wellington Street - (at Picton-Queens Parade)		
		Wastewater Capital Improvements	25,000
		Project Budget	\$25,000
C00920	Gate Street - (John to Mary Street)		
		Wastewater Capital Improvements	70,000
		Project Budget	\$70,000
C00921	Engineering - Flynn Street - Rye to Charlotte		
		Wastewater Capital Improvements	25,000
		Project Budget	\$25,000
C00926	Mississauga Street - (Johnson to Queen)		
		Wastewater Capital Improvements	120,000
		Project Budget	\$120,000
C00961	Old Town (Phase 5) CSO Flow Monitoring (Post repair program)		
		Wastewater Capital Improvements	30,000
		Grants & Other	20,000
		Project Budget	\$50,000
		2022 Subtotal	\$530,000
2023	Project Year		
C00922	Flynn - Rye to Charlotte Street		
		Wastewater Capital Improvements	320,000
		Project Budget	\$320,000

Wastewater

2023	Project Year		
C00923	Engineering - Christopher Ct. - East of Charlotte		
		Wastewater Capital Improvements	20,000
		Project Budget	\$20,000
C01055	Engineering Mary Street - (Dorchester to Mississauga)		
		Wastewater Capital Improvements	40,000
		Project Budget	\$40,000
		2023 Subtotal	\$380,000
2024	Project Year		
C00925	Christopher Court - East of Charlotte Street		
		Wastewater Capital Improvements	65,000
		Project Budget	\$65,000
C01056	Mary Street - (Dorchester to Mississauga)		
		Wastewater Capital Improvements	240,000
		Project Budget	\$240,000
C01057	Engineering Mary Street - (Mississauga to Victoria)		
		Wastewater Capital Improvements	40,000
		Project Budget	\$40,000
C01058	Engineering Gage Street - (Mississauga to Dorchester)		
		Wastewater Capital Improvements	20,000
		Project Budget	\$20,000
		2024 Subtotal	\$365,000
2025	Project Year		
C01060	Mary Street - (Mississauga to Victoria)		
		Wastewater Capital Improvements	360,000
		Project Budget	\$360,000
C01061	Gage Street - (Mississauga to Dorchester)		
		Wastewater Capital Improvements	160,000
		Project Budget	\$160,000
C01062	Engineering - Queen Street - (Mississauga to Simcoe)		
		Wastewater Capital Improvements	25,000
		Project Budget	\$25,000
		2025 Subtotal	\$545,000
2026	Project Year		
C01220	Construction - Queen Street (Mississauga to Simcoe Street)		
		Wastewater Capital Improvements	120,000
		Project Budget	\$120,000

Wastewater

2026	Project Year		
C01221	King St (Prideaux to Front Street)	Wastewater Capital Improvements	10,000
			<hr/>
		Project Budget	\$10,000
C01222	Gate Street (Queen to Prideaux Street)	Wastewater Capital Improvements	10,000
			<hr/>
		Project Budget	\$10,000
C01223	King Street (Queen to Johnson Street)	Wastewater Capital Improvements	10,000
			<hr/>
		Project Budget	\$10,000
		2026 Subtotal	\$150,000
		Wastewater Grand Total	\$4,823,000

Storm Water

2017	Project Year		
C00232	Byron Street - Wellington to King Street	Storm Water Management	200,000
		Project Budget	\$200,000
C00389	Design - Anne Street - Victoria Street to King Street	Storm Water Management	25,000
		Project Budget	\$25,000
C00479	Minor Storm System Improvements (CB Installations)	Storm Water Management	10,000
		Project Budget	\$10,000
		2017 Subtotal	\$235,000
2018	Project Year		
C00435	Anne Street - Victoria Street to King	Storm Water Management	85,560
		DC: Storm Sewers	52,440
		Project Budget	\$138,000
C00436	Engineering for Chautauqua Area - Circle, Dixie, Oak, Addison, Luther, Wyckliffe	Storm Water Management	3,000
		Project Budget	\$3,000
C00531	Minor Storm System Improvements (CB Installations)	Storm Water Management	10,000
		Project Budget	\$10,000
		2018 Subtotal	\$151,000
2019	Project Year		
C00482	Chautauqua Area - Circle, Dixie, Oak, Addison, Luther, Wyckliffe	Storm Water Management	30,000
		Project Budget	\$30,000
C00680	Minor Storm System Improvements (CB Installations)	Storm Water Management	10,000
		Project Budget	\$10,000
C00896	Engineering for Chautauqua Area - Vincent, Wilberforce, Wesley, Froebel, Shakespeare	Storm Water Management	3,000
		Project Budget	\$3,000
		2019 Subtotal	\$43,000

Storm Water

2020	Project Year		
C00341	Engineering for Paxton Lane South End to York Road		
		Storm Water Management	20,000
		Project Budget	\$20,000
C00686	Minor Storm System Improvements (CB Installations)		
		Storm Water Management	10,000
		Project Budget	\$10,000
C00773	Chautauqua Area - Vincent, Wilberforce, Wesley, Froebel, Shakespeare		
		Storm Water Management	30,000
		Project Budget	\$30,000
		2020 Subtotal	\$60,000
2021	Project Year		
C00233	Design - Queenston Street - Dumfries to Clarence and Potentially 2 Outlets		
		Storm Water Management	25,000
		Project Budget	\$25,000
C00388	Paxton Lane - South End to York Road		
		Storm Water Management	244,000
		Project Budget	\$244,000
C00536	Engineering for Green Street - Flynn to Niagara		
		Storm Water Management	24,000
		Project Budget	\$24,000
C00691	Minor Storm System Improvements (CB Installations)		
		Storm Water Management	10,000
		Project Budget	\$10,000
		2021 Subtotal	\$303,000
2022	Project Year		
C00291	Queenston Street Storm Sewer - Dumfries to Clarence		
		DC: Storm Sewers	4,906
		Storm Water Management	285,094
		Project Budget	\$290,000
C00483	Engineering for Partition and Kent Street - Niagara River Parkway to Queenston Street		
		Storm Water Management	30,000
		Project Budget	\$30,000
C00774	Green Street - Flynn to Niagara		
		DC: Storm Sewers	54,000
		Storm Water Management	162,000
		Project Budget	\$216,000

Storm Water

2022	Project Year		
C00777	Engineering for Flynn St. - Rye to Charlotte		
		Storm Water Management	20,000
		Project Budget	\$20,000
C00892	Minor Storm System Improvements (CB Installations)		
		Storm Water Management	10,000
		Project Budget	\$10,000
		2022 Subtotal	\$566,000
2023	Project Year		
C00535	Partition and Kent Streets - Niagara River Parkway to Queenston Street		
		Storm Water Management	400,000
		Project Budget	\$400,000
C00778	Flynn Street - Rye to Charlotte		
		DC: Storm Sewers	69,300
		Storm Water Management	180,700
		Project Budget	\$250,000
C00779	Engineering for Wellington - Picton to Bryon		
		Storm Water Management	2,000
		Project Budget	\$2,000
C00924	Minor Storm System Improvements (CB Installations)		
		Storm Water Management	10,000
		Project Budget	\$10,000
C00933	Engineering for Clarence Street - Queenston Street to Niagara River Parkway		
		Storm Water Management	20,000
		Project Budget	\$20,000
		2023 Subtotal	\$682,000
2024	Project Year		
C00898	Clarence Street - Queenston Street to Niagara River Parkway		
		Storm Water Management	200,000
		Project Budget	\$200,000
C00899	Wellington Street - Picton to Byron		
		Storm Water Management	25,000
		Project Budget	\$25,000
C00929	Engineering for Walnut Street - Queenston St. to Princess		
		Storm Water Management	10,000
		Project Budget	\$10,000

Storm Water

2024	Project Year		
C00930	Engineering for Princess Street - Maple to Walnut to North Dead End	Storm Water Management	30,000
		Project Budget	\$30,000
C00931	Engineering for Gage Street - Mississagua St. to Dorchester	Storm Water Management	30,000
		Project Budget	\$30,000
C01059	Minor Storm System Improvements (CB Installations)	Storm Water Management	10,000
		Project Budget	\$10,000
		2024 Subtotal	\$305,000
2025	Project Year		
C01063	Walnut Street - Queenston to Princess	Storm Water Management	65,000
		Project Budget	\$65,000
C01064	Princess Street - Maple to Walnut to North Dead End	Storm Water Management	100,000
		Project Budget	\$100,000
C01065	Gage Street - Mississagua to Dorchester	Storm Water Management	190,000
		Project Budget	\$190,000
C01066	Engineering for Regent Street - Centre to Wm. To Mary to John to Anne	Storm Water Management	30,000
		Project Budget	\$30,000
C01067	Minor Storm System Improvements (CB Installations)	Storm Water Management	10,000
		Project Budget	\$10,000
		2025 Subtotal	\$395,000
2026	Project Year		
C01216	Regent Street - Centre to William to Mary to John To Anne	Storm Water Management	380,000
		Project Budget	\$380,000
C01217	Minor Storm Sewer Improvements (Catch Basin Installations)	Storm Water Management	10,000
		Project Budget	\$10,000
C01218	Engineering - King Street - William to Mary Street	Storm Water Management	20,000
		Project Budget	\$20,000

Storm Water

2026	Project Year
C01219	Engineering - King Street - William to Centre to Gage to Johnson
	Storm Water Management 60,000
	Project Budget \$60,000
	2026 Subtotal \$470,000
	Storm Water Grand Total \$3,210,000

Street Lighting

2017 Project Year	
C01230	LED Post-Top Conversion Program
	Street Lighting 54,000
	Project Budget \$54,000
	2017 Subtotal \$54,000
2018 Project Year	
C01231	LED Post-Top Conversion Program
	Street Lighting 54,000
	Project Budget \$54,000
	2018 Subtotal \$54,000
2019 Project Year	
C01232	LED Post-Top Conversion Program
	Street Lighting 54,000
	Project Budget \$54,000
	2019 Subtotal \$54,000
2020 Project Year	
C01233	LED Post-Top Conversion Program
	Street Lighting 54,000
	Project Budget \$54,000
	2020 Subtotal \$54,000
	Street Lighting Grand Total \$216,000



Appendix D: 10-Year Capital Projects Overview by Year

2017

Corporate Services

C00374	2017 Corporate PC/Printer Replacement Program		
		Capital Reserve	48,750
			<hr/>
		Project Budget	\$48,750
C00377	2017 Network Equipment Upgrades & Enhancements		
		Capital Reserve	7,000
			<hr/>
		Project Budget	\$7,000
C00378	Replace Lotus Notes Mail/Database Server		
		Capital Reserve	12,000
			<hr/>
		Project Budget	\$12,000
C00379	Aerial Ortho Imagery		
		Capital Reserve	15,000
			<hr/>
		Project Budget	\$15,000
C00707	Replace Microphones & Audio System in Council Chambers		
		Capital Reserve	15,000
			<hr/>
		Project Budget	\$15,000
C00942	New Server Rackmount Cabinet		
		Capital Reserve	10,000
			<hr/>
		Project Budget	\$10,000
C00943	Network Server Uninterrupted Power Supply and Surge Protectors		
		Capital Reserve	10,000
			<hr/>
		Project Budget	\$10,000
		2017 Corporate Services Subtotal	\$117,750

Fire & Emergency Services

C00225	2017 Protective Equipment		
		Capital Reserve	25,000
			<hr/>
		Project Budget	\$25,000
C00372	Pump 1A Replacement		
		Capital Reserve	350,000
			<hr/>
		Project Budget	\$350,000

Fire & Emergency Services

C00373	2017 Miscellaneous Fire Fighting Equipment		
		Capital Reserve	10,000
		Project Budget	\$10,000
C00514	FP 1 Pick-up Replacement		
		Capital Reserve	45,000
		Project Budget	\$45,000
C00964	Rescue 3 Refurbishment		
		Capital Reserve	50,000
		Project Budget	\$50,000
C01138	HVAC Replacement at Station #2		
		Capital Reserve	30,000
		Project Budget	\$30,000
C01139	Extrication Equipment Power Unit		
		Capital Reserve	50,000
		Project Budget	\$50,000
		2017 Fire & Emergency Services Subtotal	\$560,000

Library

C00166	Staff Computer Upgrade		
		Library Computer	10,000
		Project Budget	\$10,000
C00676	2017 Library Collection Development		
		DC: Library Facilities & Materials	29,700
		Library Development	3,300
		Project Budget	\$33,000
C00932	Queenston Library Locker		
		Library Development	2,600
		DC: Library Facilities & Materials	23,400
		Project Budget	\$26,000
		2017 Library Subtotal	\$69,000

P & R Vehicles/Equipment

C00370	Purchase a Ice Resurfacer (replaces P562)		
		Fleet Replacement	104,000
		Project Budget	\$104,000
C00806	Purchase a 1/2 Ton Truck (to replace P511)		
		Fleet Replacement	40,000
		Project Budget	\$40,000

P & R Vehicles/Equipment

C01155	Purchase a Box Scraper		
		Capital Reserve	10,000
			<hr/>
		Project Budget	\$10,000
			<hr/>
		2017 P & R Vehicles/Equipment Subtotal	\$154,000

Parking Operations

C00380	Riverbeach Lot Asphalt Surfacing		
		Parking Revenue	24,000
			<hr/>
		Project Budget	\$24,000
			<hr/>
		2017 Parking Operations Subtotal	\$24,000

Parks, Recreation & Facilities

C00143	Columbarium #6		
		Capital Reserve	25,000
			<hr/>
		Project Budget	\$25,000
			<hr/>
C00267	Centennial Arena Parking Lot & Water Line Replacement		
		Capital Reserve	75,000
			<hr/>
		Project Budget	\$75,000
			<hr/>
C00322	HVAC Roof Top Centennial Arena		
		Capital Reserve	30,000
			<hr/>
		Project Budget	\$30,000
			<hr/>
C00371	Centennial Sports Park Field Tile Repair		
		Park Dedication	60,000
			<hr/>
		Project Budget	\$60,000
			<hr/>
C00413	Centennial Arena Dehumidifier Replacement		
		Capital Reserve	40,000
			<hr/>
		Project Budget	\$40,000
			<hr/>
C00803	Chautauqua Playground Enhancements		
		Park Dedication	10,000
			<hr/>
		Project Budget	\$10,000
			<hr/>
C00984	Niagara-on-the-Green North Park Development		
		Park Dedication	50,000
			<hr/>
		Project Budget	\$50,000
			<hr/>
C00985	Queen Street Flower Beds Surround - Phase 3		
		Capital Reserve	30,000
			<hr/>
		Project Budget	\$30,000
			<hr/>

Parks, Recreation & Facilities

C00986	Queen Street Bench Restoration		
		Capital Reserve	10,000
		Project Budget	\$10,000
C00990	Queenston Park Development		
		Park Dedication	75,000
		Project Budget	\$75,000
C01179	Court House - Paint all fascia and fire escapes		
		Capital Reserve	65,000
		Project Budget	\$65,000
C01180	Court House Window Replacement		
		Capital Reserve	20,000
		Project Budget	\$20,000
C01182	Centennial Arena - HVAC		
		Capital Reserve	30,000
		Project Budget	\$30,000
C01183	Queenston Library Parking Lot Paving		
		Capital Reserve	7,000
		Project Budget	\$7,000
C01184	Virgil Sports Park - Soccer Parking Lot Paving Turnaround		
		Capital Reserve	48,000
		Project Budget	\$48,000
C01185	Administration Building - Exterior Repaint		
		Capital Reserve	25,000
		Project Budget	\$25,000
C01186	Lakeshore Cemetery - Roof Replacement		
		Capital Reserve	15,000
		Project Budget	\$15,000
C01208	St. David's Pool Design		
		Capital Reserve	100,000
		Project Budget	\$100,000
		2017 Parks, Recreation & Facilities Subtotal	\$715,000
PW Vehicles/Equipment			
C00409	Grader Champion (replaces 335)		
		Fleet Replacement	280,000
		Project Budget	\$280,000

PW Vehicles/Equipment

C00411	2017 Miscellaneous Equipment		
		Fleet Replacement	8,000
			<hr/>
		Project Budget	\$8,000
			<hr/>
		2017 PW Vehicles/Equipment Subtotal	\$288,000

Roads Department

C00244	Byron Street - King to Wellington - Road Construction		
		Capital Reserve	51,487
		Federal Gas Tax	298,513
			<hr/>
		Project Budget	\$350,000

C00305	Four Mile Creek Road - East West to Hunter - Road Resurfacing		
		Capital Reserve	275,000
		Federal Gas Tax	147,400
			<hr/>
		Project Budget	\$422,400

C00353	Queenston Road - (Concession 6 Road to Concession 7 Road) - Road Construction		
		Capital Reserve	243,055
		Grants & Other	91,500
		OCIF	195,245
		DC: Roads, Sidewalks & Lights	70,200
			<hr/>
		Project Budget	\$600,000

C00358	Engineering Work for Queenston Road - (Concession 7 Road to Townline)		
		DC: Roads, Sidewalks & Lights	4,095
		Capital Reserve	30,905
			<hr/>
		Project Budget	\$35,000

C00398	Tanbark Road - York to North Boundary - Road Construction		
		Capital Reserve	122,200
		DC: Roads, Sidewalks & Lights	347,800
			<hr/>
		Project Budget	\$470,000

C00400	Concession 2 Road - Line 3 to Line 2 - Road Resurfacing		
		Capital Reserve	180,000
			<hr/>
		Project Budget	\$180,000

C00402	Guard Rail Installation TBD		
		Capital Reserve	60,000
			<hr/>
		Project Budget	\$60,000

Roads Department

C00407	Engineering Work for Anne Street - Mississauga to King		
	Capital Reserve		30,500
	DC: Roads, Sidewalks & Lights		19,500
		Project Budget	<u>\$50,000</u>
C00613	Niagara Stone Road - Concession 6 Road to Cross Roads School		
	Capital Reserve		165,000
		Project Budget	<u>\$165,000</u>
C00616	Sidewalk Installation - Tanbark Road - York to Stoneridge Crescent		
	Capital Reserve		30,000
		Project Budget	<u>\$30,000</u>
C01078	Melville Street - Ricardo to Delatre to Lockhart to Riverbeach Road Resurfacing		
	Capital Reserve		60,000
		Project Budget	<u>\$60,000</u>
C01080	Sidewalk Installation - Wellington Street - Byron to Queens Parade		
	Capital Reserve		20,000
		Project Budget	<u>\$20,000</u>
C01081	Sidewalk Installation - Line 2 Road - Bordeaux to Reisling		
	Capital Reserve		15,000
		Project Budget	<u>\$15,000</u>
C01082	Sidewalk Installation - Anne Street - Mississauga to Simcoe		
	Capital Reserve		20,000
		Project Budget	<u>\$20,000</u>
C01083	Engineering/Design - Queenston Road - Culvert #2010 (0.14 km E of Martin Road)		
	Capital Reserve		105,000
		Project Budget	<u>\$105,000</u>
C01210	Mississauga Street Culvert (Johnson - Gage)		
	Capital Reserve		100,000
		Project Budget	<u>\$100,000</u>
C01211	Resurfacing - Field & Elden		
	Capital Reserve		45,000
		Project Budget	<u>\$45,000</u>
		2017 Roads Department Subtotal	<u>\$2,727,400</u>

Storm Water

C00232	Byron Street - Wellington to King Street		
	Storm Water Management		200,000
		Project Budget	<u>\$200,000</u>

Storm Water

C00389	Design - Anne Street - Victoria Street to King Street		
		Storm Water Management	25,000
		Project Budget	\$25,000
C00479	Minor Storm System Improvements (CB Installations)		
		Storm Water Management	10,000
		Project Budget	\$10,000
		2017 Storm Water Subtotal	\$235,000

Street Lighting

C01230	LED Post-Top Conversion Program		
		Street Lighting	54,000
		Project Budget	\$54,000
		2017 Street Lighting Subtotal	\$54,000

Transit

C01128	Electronic Annunciator Boards (Visual and Audible)		
		Capital Reserve	15,000
		Project Budget	\$15,000
C01129	AODA Compliant Pads at Bus Stops		
		Ontario Disabilities Act	12,500
		Project Budget	\$12,500
		2017 Transit Subtotal	\$27,500

Wastewater

C00157	Old Town CSO I/I Study (Phase 2 - Front & Ricardo P.S. Areas)		
		Wastewater Capital Improvements	90,000
		Grants & Other	60,000
		Project Budget	\$150,000
C00419	CSO Reduction Project - Old Town (Phase 1 - King-Charlotte Area)		
		DC: Wastewater Sewers	32,400
		Wastewater Capital Improvements	72,600
		Grants & Other	45,000
		Project Budget	\$150,000
C00902	Melville Street - (Ricardo to Riverbeach)		
		Wastewater Capital Improvements	150,000
		Project Budget	\$150,000
C00903	Engineering - Anne Street - (Simcoe to Victoria)		
		Wastewater Capital Improvements	20,000
		Project Budget	\$20,000

Wastewater

		2017 Wastewater Subtotal	\$470,000
Water			
C00292	Four Mile Creek Rd. - (East West Line to Hunter)		
	Water Capital Improvements		60,000
		Project Budget	\$60,000
C00293	Melville St. (Ricardo to Lockhart)		
	Water Capital Improvements		120,000
		Project Budget	\$120,000
C00343	Field and Eden Streets - (Creek to Penner)		
	Water Capital Improvements		284,000
		Project Budget	\$284,000
C00390	Tanbark Road - (York to North Urban Boundary)		
	Water Capital Improvements		544,000
		Project Budget	\$544,000
C00393	Engineering Work for William St. - (Mississagua to Simcoe and Gate to Victoria)		
	Water Capital Improvements		14,000
		Project Budget	\$14,000
C00394	Engineering Work for Queen Street - (Simcoe to Mississagua)		
	Water Capital Improvements		7,300
		Project Budget	\$7,300
C00539	Engineering for Line 3 Road - (Concession 1 to Niagara River Parkway)		
	Water Capital Improvements		15,000
		Project Budget	\$15,000
C00927	Engineering - Homestead Drive - (Line 1 to South Limit)		
	Water Capital Improvements		1,500
	DC: Water Distribution		13,500
		Project Budget	\$15,000
C01045	Engineering Work for Four Mile Creek Road (Hunter to Wall)		
	Water Capital Improvements		10,000
		Project Budget	\$10,000
		2017 Water Subtotal	\$1,069,300
		2017 subtotal	\$6,510,950

By-Law Enforcement

C00566	By-Law Enforcement Vehicle		
		By-Law Vehicle & Equipment	35,000
		Project Budget	\$35,000
		2018 By-Law Enforcement Subtotal	\$35,000

Corporate Services

C00420	2018 Corporate PC/Printer Replacement Program		
		Capital Reserve	48,750
		Project Budget	\$48,750
C00422	2018 Network Equipment Upgrades and Enhancements		
		Capital Reserve	7,000
		Project Budget	\$7,000
C00423	Replace Virtual Server		
		Capital Reserve	18,000
		Project Budget	\$18,000
C00424	Replace PDC & File Server & OS		
		Capital Reserve	10,000
		Project Budget	\$10,000
C00425	Replace Existing Firewall/Router		
		Capital Reserve	7,000
		Project Budget	\$7,000
C00426	Replace Existing Mail Spam Filter Appliance		
		Capital Reserve	5,500
		Project Budget	\$5,500
C00708	Replace Door Access & Exterior Video Cameras		
		Building Permit Surplus	15,000
		Project Budget	\$15,000
C00944	New Council Technology and Communications Equipment		
		Capital Reserve	10,000
		Project Budget	\$10,000
		2018 Corporate Services Subtotal	\$121,250

Fire & Emergency Services

C00226	2018 Protective Equipment		
		Capital Reserve	25,000
		Project Budget	\$25,000

Fire & Emergency Services

C00418	2018 Miscellaneous Fire Fighting Equipment		
		Capital Reserve	10,000
			<hr/>
		Project Budget	\$10,000
C00816	Replace Tanker 2		
		Capital Reserve	62,500
		DC: Fire Facilities	187,500
			<hr/>
		Project Budget	\$250,000
		2018 Fire & Emergency Services Subtotal	\$285,000

Library

C00135	Microform Digitization		
		Library Computer	15,000
			<hr/>
		Project Budget	\$15,000
C00677	2018 Library Collection Development		
		DC: Library Facilities & Materials	30,600
		Library Development	3,400
			<hr/>
		Project Budget	\$34,000
C00790	Mobile Library		
		DC: Library Facilities & Materials	45,000
		Library Development	5,000
			<hr/>
		Project Budget	\$50,000
		2018 Library Subtotal	\$99,000

P & R Vehicles/Equipment

C00375	Mower (replaces P571 & P573)		
		DC: Parkland & Recreation	36,000
		Capital Reserve	4,000
			<hr/>
		Project Budget	\$40,000
C00376	Mower (replaces P572)		
		Capital Reserve	4,000
		DC: Parkland & Recreation	36,000
			<hr/>
		Project Budget	\$40,000
C00509	Purchase a Tractor (replaces P555)		
		Fleet Replacement	98,000
			<hr/>
		Project Budget	\$98,000
C01156	Mower (replaces P573)		
		Fleet Replacement	11,000
			<hr/>
		Project Budget	\$11,000

P & R Vehicles/Equipment

	2018 P & R Vehicles/Equipment Subtotal	\$189,000
--	---	------------------

Parking Operations

C00222	Byron Street Enhancements	
	Parking Revenue	150,000
	Project Budget	\$150,000
C00427	Handheld Ticketer Replacement (4 Units)	
	Parking Revenue	28,000
	Project Budget	\$28,000
	2018 Parking Operations Subtotal	\$178,000

Parks, Recreation & Facilities

C00069	MCU Arena 50 HP Compressor	
	Capital Reserve	60,000
	Project Budget	\$60,000
C00335	Replacement Carpet for Court House Hall & Stairway	
	Capital Reserve	7,000
	Project Budget	\$7,000
C00382	Community Centre Projector Replacement (3)	
	Community Centre	9,000
	Project Budget	\$9,000
C00383	Arena Scrubber Replacement	
	Capital Reserve	12,000
	Project Budget	\$12,000
C00415	Niagara-on-the-Green Community Park	
	DC: Parkland & Recreation	320,625
	Park Dedication	54,375
	Project Budget	\$375,000
C00982	Court House Table Replacement	
	Capital Reserve	13,500
	Project Budget	\$13,500
C00988	Centennial Arena HWT Replacement	
	Capital Reserve	7,000
	Project Budget	\$7,000
C00989	Court House Soffit Crown Molding Repairs	
	Capital Reserve	40,000
	Project Budget	\$40,000

Parks, Recreation & Facilities

C00991	Court House Eaves Repair & Replacement		
		Capital Reserve	30,000
		Project Budget	\$30,000
C00992	Niagara Pool Pump Replacement		
		Park Dedication	5,000
		Project Budget	\$5,000
C00993	Virgil Sportspark Ball Diamond Light Replacement		
		Park Dedication	25,000
		Project Budget	\$25,000
C00994	Virgil Sportspark Skateboard Park		
		Park Dedication	150,000
		Project Budget	\$150,000
C00995	Court House Chair Replacement		
		Capital Reserve	16,875
		Project Budget	\$16,875
C01181	Centennial Arena - Flat Roof Repair		
		Capital Reserve	100,000
		Project Budget	\$100,000
C01187	Queenston Library - Paint Interior and Refinish Floor		
		Capital Reserve	25,000
		Project Budget	\$25,000
C01188	Memorial Park Site Amenities		
		Capital Reserve	10,000
		Project Budget	\$10,000
C01189	Pumphouse - Exterior Repaint		
		Capital Reserve	10,000
		Project Budget	\$10,000
C01225	Additional Funds for C00671 - Centennial Arena Lights		
		Capital Reserve	10,000
		Project Budget	\$10,000
C01228	St. David's Pool Construction		
		Donations	833,340
		Grants & Other	1,666,660
		Project Budget	\$2,500,000
		2018 Parks, Recreation & Facilities Subtotal	\$3,405,375

PW Vehicles/Equipment

C00256	5 -Ton Truck Sterling (replaces 229)		
		Fleet Replacement	200,000
		Project Budget	\$200,000
C00460	2018 Miscellaneous Equipment		
		Fleet Replacement	8,000
		Project Budget	\$8,000
		2018 PW Vehicles/Equipment Subtotal	\$208,000

Roads Department

C00350	Four Mile Creek Road - (Hunter to Wall) - Road Resurfacing		
		Capital Reserve	60,223
		Federal Gas Tax	248,513
		Project Budget	\$308,736
C00396	Queenston Road 0.39 km East of Townline Road - Culvert Improvements		
		Capital Reserve	40,000
		Project Budget	\$40,000
C00397	Queenston Road - Concession 7 Road to Townline - Road Construction		
		Grants & Other	91,500
		Capital Reserve	331,355
		OCIF	195,245
		DC: Roads, Sidewalks & Lights	81,900
		Project Budget	\$700,000
C00406	Engineering Work for Queenston Road - Townline to Airport		
		DC: Roads, Sidewalks & Lights	4,680
		Capital Reserve	35,320
		Project Budget	\$40,000
C00445	Queenston Road - Culvert #2010 (0.14 km E of Martin Road)		
		Capital Reserve	105,000
		Project Budget	\$105,000
C00448	Anne Street - Mississauga to King - Road Construction		
		DC: Roads, Sidewalks & Lights	273,000
		Capital Reserve	229,600
		Federal Gas Tax	197,400
		Project Budget	\$700,000
C00449	Concession 2 Road - Line 2 to East West Line - Road Resurfacing		
		Capital Reserve	380,000
		Project Budget	\$380,000

Roads Department

C00451	Guard Rail Installation TBD		
		Capital Reserve	60,000
		Project Budget	\$60,000
C00453	Engineering Work for Concession 6 Road - NSR to Line 2		
		Capital Reserve	13,500
		DC: Roads, Sidewalks & Lights	61,500
		Project Budget	\$75,000
C00610	Engineering Work for Line 1 Road - 0.19 km West of Concession 2 Road		
		Capital Reserve	60,000
		Project Budget	\$60,000
C00617	Sidewalk Installation - York Road - FMCR to Concession 3 Road		
		Capital Reserve	66,000
		Project Budget	\$66,000
		2018 Roads Department Subtotal	\$2,534,736

Storm Water

C00435	Anne Street - Victoria Street to King		
		Storm Water Management	85,560
		DC: Storm Sewers	52,440
		Project Budget	\$138,000
C00436	Engineering for Chautauqua Area - Circle, Dixie, Oak, Addison, Luther, Wyckliffe		
		Storm Water Management	3,000
		Project Budget	\$3,000
C00531	Minor Storm System Improvements (CB Installations)		
		Storm Water Management	10,000
		Project Budget	\$10,000
		2018 Storm Water Subtotal	\$151,000

Street Lighting

C01231	LED Post-Top Conversion Program		
		Street Lighting	54,000
		Project Budget	\$54,000
		2018 Street Lighting Subtotal	\$54,000

Transit

C01130	AODA Compliant Pads at Bus Stops		
		Ontario Disabilities Act	12,500
		Project Budget	\$12,500

Transit

C01131	Replacement Bike Racks for Buses		
		Capital Reserve	5,000
		Project Budget	\$5,000
		2018 Transit Subtotal	\$17,500

Wastewater

C00339	CSO Reduction Project - Old Town (Phase 2 - Front & Ricardo)		
		DC: Wastewater Sewers	32,400
		Grants & Other	45,000
		Wastewater Capital Improvements	72,600
		Project Budget	\$150,000
C00387	Old Town CSO I/I Study (Phase 3 - Dorchester South Area)		
		Wastewater Capital Improvements	90,000
		Grants & Other	60,000
		Project Budget	\$150,000
C00417	Old Town (Phase 1) CSO Flow Monitoring (Post repair program)		
		Wastewater Capital Improvements	30,000
		Grants & Other	20,000
		Project Budget	\$50,000
C00904	Anne Street - Simcoe to Victoria		
		Wastewater Capital Improvements	150,000
		Project Budget	\$150,000
C00905	Engineering - Chautauqua Area (Dixie - Circle to Lakeshore)		
		Wastewater Capital Improvements	25,000
		Project Budget	\$25,000
		2018 Wastewater Subtotal	\$525,000

Water

C00342	Four Mile Creek Rd. - (Hunter to Wall)		
		Water Capital Improvements	60,000
		Project Budget	\$60,000
C00437	William Street - (Mississauga to Simcoe and Gate to Victoria)		
		Water Capital Improvements	280,000
		Project Budget	\$280,000
C00438	Queen St. - (Simcoe to Mississauga)		
		Water Capital Improvements	145,000
		Project Budget	\$145,000

Water			
C00440	Engineering - Four Mile Creek - (Wall to Lakeshore)		
		Water Capital Improvements	2,000
		Project Budget	\$2,000
C00441	Engineering Work for Concession 6 Road - (Niagara Stone Road to Line 2 Road)		
		DC: Water Distribution	24,000
		Water Capital Improvements	2,660
		Project Budget	\$26,660
C00442	Engineering Work for Gage St. - (Gate to Victoria)		
		Water Capital Improvements	6,000
		Project Budget	\$6,000
C00443	Engineering Work for Gate Street - (Centre to Johnson)		
		Water Capital Improvements	8,000
		Project Budget	\$8,000
C00444	Engineering Work for King Street (Johnson to Centre)		
		Water Capital Improvements	18,500
		Project Budget	\$18,500
C00503	Line 3 Road - (Concession 1 to Niagara River Parkway)		
		Water Capital Improvements	300,000
		Project Budget	\$300,000
C00840	Engineering Work for Queenston Road - (Townline to Airport)		
		Water Capital Improvements	25,000
		Project Budget	\$25,000
C00928	Homestead Drive - (Line 1 to South Limit)		
		Water Capital Improvements	26,650
		DC: Water Distribution	239,850
		Project Budget	\$266,500
		2018 Water Subtotal	\$1,137,660
		2018 subtotal	\$8,940,521

Corporate Services

C00469	2019 Corporate PC/Printer Replacement Program		
		Capital Reserve	48,750
		Project Budget	\$48,750
C00470	Engineering HP 5550 Printer Replacement		
		Capital Reserve	5,000
		Project Budget	\$5,000
C00472	2019 Network Equipment Upgrades and Enhancements		
		Capital Reserve	7,000
		Project Budget	\$7,000
C00473	Replace Active Directory Server & OS		
		Capital Reserve	5,000
		Project Budget	\$5,000
C00706	Council Chambers Technology Improvements		
		Capital Reserve	7,000
		Project Budget	\$7,000
C00717	Purchase Aerial Photos from Niagara Region		
		Capital Reserve	5,000
		Project Budget	\$5,000
C00718	Replace Quickr Server		
		Capital Reserve	10,000
		Project Budget	\$10,000
C00719	Replace Financial Archive Server		
		Capital Reserve	5,000
		Project Budget	\$5,000
C00858	Corporate GPS Vehicle Tracking System		
		Capital Reserve	18,000
		Project Budget	\$18,000
C00859	Corporate VPN - Host Server		
		Capital Reserve	10,000
		Project Budget	\$10,000
		2019 Corporate Services Subtotal	\$120,750

Fire & Emergency Services

C00230	2019 Protective Equipment		
		Capital Reserve	25,000
		Project Budget	\$25,000

Fire & Emergency Services

C00268	Rescue 4 Refurbish (Truck Only)		
		Capital Reserve	130,000
			<hr/>
		Project Budget	\$130,000
C00466	2019 Miscellaneous Fire Fighting Equipment		
		Capital Reserve	10,000
			<hr/>
		Project Budget	\$10,000
C00468	Training Pick-up Replacement		
		Capital Reserve	45,000
			<hr/>
		Project Budget	\$45,000
			<hr/>
		2019 Fire & Emergency Services Subtotal	\$210,000

Library

C00124	2019 Furniture Replacement		
		Library Development	5,000
			<hr/>
		Project Budget	\$5,000
C00137	Public Computer Upgrade		
		Library Computer	15,000
			<hr/>
		Project Budget	\$15,000
C00678	2019 Library Collection Development		
		DC: Library Facilities & Materials	31,500
		Library Development	3,500
			<hr/>
		Project Budget	\$35,000
C01043	Public Laptops		
		Library Computer	6,000
			<hr/>
		Project Budget	\$6,000
			<hr/>
		2019 Library Subtotal	\$61,000

P & R Vehicles/Equipment

C00463	Purchase a 1-Ton with Dump (replaces P516)		
		Fleet Replacement	49,000
			<hr/>
		Project Budget	\$49,000
C00464	Purchase a Van (replaces P515)		
		Fleet Replacement	37,000
			<hr/>
		Project Budget	\$37,000
C00465	Purchase a Trailer (replaces P594)		
		Fleet Replacement	8,000
			<hr/>
		Project Budget	\$8,000
			<hr/>
		2019 P & R Vehicles/Equipment Subtotal	\$94,000

Parking Operations

C00475	Queens Royal Park Lot Resurfacing		
		Parking Revenue	80,000
			<hr/>
		Project Budget	\$80,000
			<hr/>
		2019 Parking Operations Subtotal	\$80,000

Parks, Recreation & Facilities

C00366	Cemetery Expansion Phase 5		
		Capital Reserve	25,000
			<hr/>
		Project Budget	\$25,000
			<hr/>
C00384	Community Centre Scrubber Replacement		
		Capital Reserve	12,000
			<hr/>
		Project Budget	\$12,000
			<hr/>
C00804	Niagara-on-the-Green Playground Replacement		
		Park Dedication	90,000
			<hr/>
		Project Budget	\$90,000
			<hr/>
C00968	Court House Front steps repair/replacement		
		Capital Reserve	10,000
			<hr/>
		Project Budget	\$10,000
			<hr/>
C00987	Centennial Arena Rubber Floor Replacement		
		Capital Reserve	30,000
			<hr/>
		Project Budget	\$30,000
			<hr/>
C00996	Court House Washroom Renovations		
		Capital Reserve	30,000
			<hr/>
		Project Budget	\$30,000
			<hr/>
C00997	Memoral Park Soccer Field Light Replacement		
		Park Dedication	20,000
			<hr/>
		Project Budget	\$20,000
			<hr/>
C00998	Simcoe Park Raised Flower Beds		
		Park Dedication	20,000
			<hr/>
		Project Budget	\$20,000
			<hr/>
C01190	Memorial Tennis Court Expansion		
		Donations	40,000
		DC: Parkland & Recreation	85,000
			<hr/>
		Project Budget	\$125,000
			<hr/>
		2019 Parks, Recreation & Facilities Subtotal	\$362,000

PW Vehicles/Equipment

C00457	Backhoe JCB (replaces 404)		
		Fleet Replacement	140,000
		Project Budget	\$140,000
C00458	Cube Van (replaces W237)		
		Fleet Replacement	60,000
		Project Budget	\$60,000
C00506	2019 Miscellaneous Equipment		
		Fleet Replacement	8,000
		Project Budget	\$8,000
C00655	Kabota replaces W408		
		Fleet Replacement	40,000
		Project Budget	\$40,000
2019 PW Vehicles/Equipment Subtotal			\$248,000

Roads Department

C00182	Line 1 Road - 0.19km West of Concession 2 - Culvert Improvements		
		Capital Reserve	490,000
		Project Budget	\$490,000
C00356	Four Mile Creek Road - (Wall to Lakeshore) - Road Resurfacing		
		Capital Reserve	230,400
		Project Budget	\$230,400
C00447	Queenston Road - Townline to Airport - Road Construction		
		Federal Gas Tax	419,655
		DC: Roads, Sidewalks & Lights	93,600
		Grants & Other	91,500
		OCIF	195,245
		Project Budget	\$800,000
C00452	Engineering Work for Queenston Road - Airport to Niagara Stone Road		
		DC: Roads, Sidewalks & Lights	20,000
		Capital Reserve	40,000
		Project Budget	\$60,000
C00494	Concession 6 Road - Niagara Stone Road to Line 2 - Road Construction		
		Federal Gas Tax	26,258
		Capital Reserve	243,742
		DC: Roads, Sidewalks & Lights	1,230,000
		Project Budget	\$1,500,000

Roads Department

C00495	Chataqua Area - Circle Street - Road Resurfacing		
		Capital Reserve	265,000
		Project Budget	\$265,000
C00496	Guard Rail Installation TBD		
		Capital Reserve	60,000
		Project Budget	\$60,000
C00499	Engineering Work for Line 1 Road - Concession 6 to Four Mile Creek		
		DC: Roads, Sidewalks & Lights	62,000
		Capital Reserve	38,000
		Project Budget	\$100,000
C00620	St. David's Pool Trail - York to Cannery Subdivision		
		Capital Reserve	50,000
		Project Budget	\$50,000
C00710	Engineering Work for Dorchester and Gage - Culvert Improvements		
		Capital Reserve	30,000
		Project Budget	\$30,000
C00720	Line 1 Road - 0.01 East of Townline Road - Culvert Improvements		
		Capital Reserve	40,000
		Project Budget	\$40,000
C00721	Concession 6 Road - 0.23 South of Line 2 - Culvert Improvements		
		Capital Reserve	40,000
		Project Budget	\$40,000
C01088	Sidewalk Installation - Concession 6 Road - Niagara Stone Road to North		
		Capital Reserve	50,000
		Project Budget	\$50,000
		2019 Roads Department Subtotal	\$3,715,400

Storm Water

C00482	Chautauqua Area - Circle, Dixie, Oak, Addison, Luther, Wyckliffe		
		Storm Water Management	30,000
		Project Budget	\$30,000
C00680	Minor Storm System Improvements (CB Installations)		
		Storm Water Management	10,000
		Project Budget	\$10,000

Storm Water

C00896	Engineering for Chautauqua Area - Vincent, Wilberforce, Wesley, Froebel, Shakespeare		
		Storm Water Management	3,000
		Project Budget	\$3,000
		2019 Storm Water Subtotal	\$43,000

Street Lighting

C01232	LED Post-Top Conversion Program		
		Street Lighting	54,000
		Project Budget	\$54,000
		2019 Street Lighting Subtotal	\$54,000

Wastewater

C00481	CSO Reduction Project - Old Town (Phase 3 - Dorchester South)		
		Grants & Other	45,000
		DC: Wastewater Sewers	32,400
		Wastewater Capital Improvements	72,600
		Project Budget	\$150,000
C00533	Old Town CSO I/I Study (Phase 4 - Dorchester North & Wm. East Area)		
		Wastewater Capital Improvements	90,000
		Grants & Other	60,000
		Project Budget	\$150,000
C00652	Old Town (Phase 2) CSO Flow Monitoring (Post repair program)		
		Wastewater Capital Improvements	30,000
		Grants & Other	20,000
		Project Budget	\$50,000
C00906	Chautauqua Area - (Dixie - Circle to Lakeshore)		
		Wastewater Capital Improvements	260,000
		Project Budget	\$260,000
C00907	Engineering - Chautauqua Area - (Froebel - Circle to Dead End)		
		Wastewater Capital Improvements	5,000
		Project Budget	\$5,000
		2019 Wastewater Subtotal	\$615,000

Water

C00485	Concession 6 Road - (RR55 to Line 2 Road)		
		Water Capital Improvements	46,265
		DC: Water Distribution	431,385
		Project Budget	\$477,650

Water

C00486	Gage Street - (Gate St. to Victoria)		
		Water Capital Improvements	120,000
		Project Budget	\$120,000
C00487	Gate Street - (Centre to Johnson)		
		Water Capital Improvements	160,000
		Project Budget	\$160,000
C00488	King Street - (Johnson to Centre)		
		Water Capital Improvements	370,000
		Project Budget	\$370,000
C00489	Four Mile Creek Road - (Wall to Lakeshore)		
		Water Capital Improvements	40,000
		Project Budget	\$40,000
C00490	Engineering for Lakeshore Road - (Four Mile Creek Road to West)		
		Water Capital Improvements	12,000
		Project Budget	\$12,000
C00491	Engineering Work for King Street - (Centre to John Street)		
		Water Capital Improvements	20,000
		Project Budget	\$20,000
C00504	Engineering for Commons Watermain - (Wellington to Ricardo)		
		Water Capital Improvements	25,000
		Project Budget	\$25,000
C00844	Queenston Road - (Townline to Airport)		
		Water Capital Improvements	360,000
		DC: Water Distribution	234,000
		Project Budget	\$594,000
		2019 Water Subtotal	\$1,818,650
		2019 subtotal	\$7,421,800

Corporate Services

C00517	2020 Corporate PC/Printer Replacement Program		
		Capital Reserve	48,750
		Project Budget	\$48,750
C00518	Replace Building Scanner for Records Management		
		Building Permit Surplus	15,000
		Project Budget	\$15,000
C00521	Replace Financial System Printer		
		Capital Reserve	5,000
		Project Budget	\$5,000
C00522	2020 Network Equipment Upgrades and Enhancements		
		Capital Reserve	7,000
		Project Budget	\$7,000
C00523	Replace Financial SQL Server & OS & SQL		
		Capital Reserve	18,000
		Project Budget	\$18,000
C00524	Replace Financial Terminal Server & OS		
		Capital Reserve	15,000
		Project Budget	\$15,000
C00525	Replace Security Server & OS		
		Capital Reserve	10,000
		Project Budget	\$10,000
C00723	Replace Cameras and Monitors in Council Chambers		
		Capital Reserve	10,000
		Project Budget	\$10,000
C00724	Replace Laserfiche Server		
		Capital Reserve	18,000
		Project Budget	\$18,000
		2020 Corporate Services Subtotal	\$146,750

Fire & Emergency Services

C00250	2020 Protective Equipment		
		Capital Reserve	25,000
		Project Budget	\$25,000
C00512	2020 Miscellaneous Fire Fighting Equipment		
		Capital Reserve	10,000
		Project Budget	\$10,000

Fire & Emergency Services

C00515	HVAC Replacement at Station 5		
		Capital Reserve	45,000
			<hr/>
		Project Budget	\$45,000
C00516	HVAC Replacement at Station 4		
		Capital Reserve	20,000
			<hr/>
		Project Budget	\$20,000
		2020 Fire & Emergency Services Subtotal	\$100,000

Library

C00557	Router & Switch Replacement		
		Library Computer	6,000
			<hr/>
		Project Budget	\$6,000
C00679	2020 Library Collection Development		
		DC: Library Facilities & Materials	31,500
		Library Development	3,500
			<hr/>
		Project Budget	\$35,000
		2020 Library Subtotal	\$41,000

P & R Vehicles/Equipment

C00386	Purchase a 3/4 Ton 4x4 (replaces P518) with Dump Trailer (replaces P595)		
		Fleet Replacement	45,000
			<hr/>
		Project Budget	\$45,000
C00405	Purchase a 3/4 Ton Truck (replaces P517)		
		Fleet Replacement	38,000
			<hr/>
		Project Budget	\$38,000
C00408	Purchase a Riding Mower (replaces P567)		
		Fleet Replacement	56,000
			<hr/>
		Project Budget	\$56,000
C01157	Purchase a mower (replaces P577)		
		Fleet Replacement	25,000
			<hr/>
		Project Budget	\$25,000
		2020 P & R Vehicles/Equipment Subtotal	\$164,000

Parking Operations

C00526	Coin Sorter		
		Parking Revenue	10,000
			<hr/>
		Project Budget	\$10,000

Parking Operations

C00527	Nelson Street Lot Resurfacing		
		Parking Revenue	60,000
			<hr/>
		Project Budget	\$60,000
			<hr/>
		2020 Parking Operations Subtotal	\$70,000

Parks, Recreation & Facilities

C00454	MCU Arena Board Replacement		
		Capital Reserve	50,000
			<hr/>
		Project Budget	\$50,000
			<hr/>
C00999	Court House Window Repairs Phase 1		
		Capital Reserve	35,000
			<hr/>
		Project Budget	\$35,000
			<hr/>
C01000	Library Roof Replacement		
		Capital Reserve	70,000
			<hr/>
		Project Budget	\$70,000
			<hr/>
C01001	Niagara Pool Filter Replacement		
		Park Dedication	20,000
			<hr/>
		Project Budget	\$20,000
			<hr/>
C01003	Virgil Sportspark Soccer Field/Parking Lot Lights		
		Park Dedication	60,000
			<hr/>
		Project Budget	\$60,000
			<hr/>
C01004	St. Davids Pool Pump Replacement		
		Park Dedication	5,000
			<hr/>
		Project Budget	\$5,000
			<hr/>
C01005	Market Street Washrooms Roof Replacement		
		Capital Reserve	20,000
			<hr/>
		Project Budget	\$20,000
			<hr/>
C01006	Simcoe Park Pavers		
		Capital Reserve	130,000
			<hr/>
		Project Budget	\$130,000
			<hr/>
C01034	Library HVAC Replacement		
		Capital Reserve	60,000
			<hr/>
		Project Budget	\$60,000
			<hr/>
C01191	Christmas Display - Replacement Phase 1		
		Capital Reserve	40,000
			<hr/>
		Project Budget	\$40,000
			<hr/>
		2020 Parks, Recreation & Facilities Subtotal	\$490,000

PW Vehicles/Equipment

C00555	5-Ton Truck Sterling (replaces W239)		
		Fleet Replacement	210,000
		Project Budget	\$210,000
C00556	2020 Miscellaneous Equipment		
		Fleet Replacement	8,000
		Project Budget	\$8,000
		2020 PW Vehicles/Equipment Subtotal	\$218,000

Roads Department

C00360	Engineering Paxton Lane - York to New Development		
		Capital Reserve	8,750
		DC: Roads, Sidewalks & Lights	8,750
		Project Budget	\$17,500
C00492	Line 4 Road - Bridge #2115 0.13km West of Concession 6 - Culvert Improvements		
		Capital Reserve	119,000
		Project Budget	\$119,000
C00493	Queenston Road - Airport to Niagara Stone Road - Road Construction		
		DC: Roads, Sidewalks & Lights	224,450
		Capital Reserve	597,255
		OCIF	195,245
		Grants & Other	183,050
		Project Budget	\$1,200,000
C00546	Line 1 Road - Concession 6 - Four Mile Creek - Road Construction		
		Federal Gas Tax	445,913
		DC: Roads, Sidewalks & Lights	1,240,000
		Capital Reserve	314,087
		Project Budget	\$2,000,000
C00548	Chautauqua Area - Road Resurfacing		
		Capital Reserve	225,000
		Project Budget	\$225,000
C00550	Guard Rail Installation TBD		
		Capital Reserve	60,000
		Project Budget	\$60,000
C00551	Concession 6 Road - Line1 to Line 2 - Engineering		
		DC: Roads, Sidewalks & Lights	49,375
		Capital Reserve	13,125
		Project Budget	\$62,500

Roads Department

C00626	Sidewalk Installation - Mississauga Street - Johnson - Gage		
	Capital Reserve		45,000
		Project Budget	\$45,000
C00711	Dorchester@Gage Culv. Replacement (One Mile Creek Watershed Plan)		
	Capital Reserve		200,000
		Project Budget	\$200,000
C01092	Sidewalk Installation - Lorraine Street - FMCR to East		
	Capital Reserve		14,000
		Project Budget	\$14,000
		2020 Roads Department Subtotal	\$3,943,000

Storm Water

C00341	Engineering for Paxton Lane South End to York Road		
	Storm Water Management		20,000
		Project Budget	\$20,000
C00686	Minor Storm System Improvements (CB Installations)		
	Storm Water Management		10,000
		Project Budget	\$10,000
C00773	Chautauqua Area - Vincent, Wilberforce, Wesley, Froebel, Shakespeare		
	Storm Water Management		30,000
		Project Budget	\$30,000
		2020 Storm Water Subtotal	\$60,000

Street Lighting

C01233	LED Post-Top Conversion Program		
	Street Lighting		54,000
		Project Budget	\$54,000
		2020 Street Lighting Subtotal	\$54,000

Transit

C01132	Replace Fort George Kiosk and Washrooms		
	Capital Reserve		550,000
		Project Budget	\$550,000
		2020 Transit Subtotal	\$550,000

Wastewater

C00434	CSO Reduction Project - Old Town (Phase 4 - Dorchester N.-Wm. E.)		
	DC: Wastewater Sewers		16,200
	Grants & Other		45,000
	Wastewater Capital Improvements		88,800
	Project Budget		<u>\$150,000</u>
C00534	Engineering Simcoe St. (Centre to Gage)		
	Wastewater Capital Improvements		8,000
	Project Budget		<u>\$8,000</u>
C00669	Old Town CSO I/I Study (Phase 5 - Mississauga Beach Area)		
	Wastewater Capital Improvements		90,000
	Grants & Other		60,000
	Project Budget		<u>\$150,000</u>
C00685	Old Town (Phase 3) CSO Flow Monitoring (Post repair program)		
	Wastewater Capital Improvements		30,000
	Grants & Other		20,000
	Project Budget		<u>\$50,000</u>
C00908	Chautauqua Area - Froebel - (Circle to Dead End)		
	Wastewater Capital Improvements		60,000
	Project Budget		<u>\$60,000</u>
C00909	Engineering - Johnson Street - (Dorchester to Mississauga)		
	Wastewater Capital Improvements		40,000
	Project Budget		<u>\$40,000</u>
C00910	Engineering - Simcoe Street - (John to Anne Street)		
	Wastewater Capital Improvements		12,000
	Project Budget		<u>\$12,000</u>
C00911	Engineering - Gate Street - (Mary to William Street)		
	Wastewater Capital Improvements		8,000
	Project Budget		<u>\$8,000</u>
	2020 Wastewater Subtotal		\$478,000

Water

C00349	Engineering Work for Paxton Lane - (at York and at South End)		
	Water Capital Improvements		4,500
	Project Budget		<u>\$4,500</u>
C00484	Queenston Rd. (Airport to RR55 - Service Replacements)		
	Water Capital Improvements		20,000
	Project Budget		<u>\$20,000</u>

Water

C00507	Commons Watermain - (Wellington to Ricardo Street)		
		Water Capital Improvements	500,000
		Project Budget	\$500,000
C00537	Lakeshore Road - (Four Mile Creek Road to West)		
		Water Capital Improvements	150,000
		Project Budget	\$150,000
C00538	King Street - (Centre to John)		
		Water Capital Improvements	370,000
		Project Budget	\$370,000
C00541	Engineering Work for Concession 6 - (Line 1 to Line 2 Road)		
		Water Capital Improvements	2,600
		DC: Water Distribution	23,400
		Project Budget	\$26,000
C00542	Engineering Work for Simcoe Street - (Centre to Johnson)		
		Water Capital Improvements	20,000
		Project Budget	\$20,000
C00826	Engineering Work for Centre Street - (King to Regent Street)		
		Water Capital Improvements	10,000
		Project Budget	\$10,000
C00827	Engineering Work for King Street - (Centre to Johnson Street)		
		Water Capital Improvements	20,000
		Project Budget	\$20,000
		2020 Water Subtotal	\$1,120,500
		2020 subtotal	\$7,435,250

By-Law Enforcement

C00497	By-Law Enforcement Vehicle		
		By-Law Vehicle & Equipment	35,000
		Project Budget	\$35,000
		2021 By-Law Enforcement Subtotal	\$35,000

Corporate Services

C00735	Replace Engineering Plotter		
		Capital Reserve	20,000
		Project Budget	\$20,000
C00736	Aerial Ortho Imagery		
		Capital Reserve	15,000
		Project Budget	\$15,000
C00737	Replace Corporate Telephone System		
		Capital Reserve	100,000
		Project Budget	\$100,000
C00738	Replace Existing SQL Data Server & OS & APL		
		Capital Reserve	18,000
		Project Budget	\$18,000
C00739	New Backup SAN (For Data Going Off Site)		
		Capital Reserve	10,000
		Project Budget	\$10,000
C00740	Install NAS Mass Corporate Data System		
		Capital Reserve	15,000
		Project Budget	\$15,000
C00741	Replace Existing Firewall/Router		
		Capital Reserve	7,000
		Project Budget	\$7,000
C00742	Replace Mail Spam Filter Appliance		
		Capital Reserve	5,500
		Project Budget	\$5,500
C00750	2021 Corporate PC/Printer Replacement Program		
		Capital Reserve	48,750
		Project Budget	\$48,750
C00751	2021 Network Equipment Upgrades and Enhancements		
		Capital Reserve	7,000
		Project Budget	\$7,000
		2021 Corporate Services Subtotal	\$246,250

Fire & Emergency Services

C00253	2021 Protective Equipment		
		Capital Reserve	25,000
			<hr/>
		Project Budget	\$25,000
C00478	2021 Miscellaneous Fire Fighting Equipment		
		Capital Reserve	10,000
			<hr/>
		Project Budget	\$10,000
		2021 Fire & Emergency Services Subtotal	\$35,000

Library

C00127	2021 Library Furniture Replacement		
		Library Development	5,000
			<hr/>
		Project Budget	\$5,000
C00167	Staff Computer Upgrade		
		Library Computer	9,000
			<hr/>
		Project Budget	\$9,000
C00681	2021 Library Collection Development		
		DC: Library Facilities & Materials	30,600
		Library Development	3,400
			<hr/>
		Project Budget	\$34,000
		2021 Library Subtotal	\$48,000

P & R Vehicles/Equipment

C00410	Purchase a Riding Mower (replaces P568)		
		Fleet Replacement	50,000
			<hr/>
		Project Budget	\$50,000
C01158	Purchase a Tractor (replaces P564)		
		Fleet Replacement	100,000
			<hr/>
		Project Budget	\$100,000
		2021 P & R Vehicles/Equipment Subtotal	\$150,000

Parking Operations

C00474	Parking Vehicle Replacement		
		Parking Revenue	35,000
			<hr/>
		Project Budget	\$35,000
		2021 Parking Operations Subtotal	\$35,000

Parks, Recreation & Facilities

C01007	Community Centre Lawn Bowling Carpet Replacement		
		Capital Reserve	125,000
			<hr/>
		Project Budget	\$125,000

Parks, Recreation & Facilities

C01008	Court House Window Repairs Phase 2		
	Capital Reserve		35,000
		Project Budget	\$35,000
C01009	Court House Door Hardware Replacement		
	Capital Reserve		30,000
		Project Budget	\$30,000
C01011	Market Street Washroom HVAC Replacement		
	Capital Reserve		15,000
		Project Budget	\$15,000
C01012	Market Street Washroom Renovations		
	Capital Reserve		30,000
		Project Budget	\$30,000
C01192	Christmas Display - Replacement Phase 2		
	Capital Reserve		40,000
		Project Budget	\$40,000
		2021 Parks, Recreation & Facilities Subtotal	\$275,000

PW Vehicles/Equipment

C00257	Mini Van Uplander (replaces 231)		
	Fleet Replacement		24,000
		Project Budget	\$24,000
C00311	Mini Van Montana (replaces 233)		
	Fleet Replacement		24,000
		Project Budget	\$24,000
C00363	Mini Van Montana (replaces 230)		
	Fleet Replacement		25,000
		Project Budget	\$25,000
C00505	Sidewalk Plow (replaces 405)		
	Fleet Replacement		120,000
		Project Budget	\$120,000
C00653	1/2 Ton Pick-up replaces W236		
	Fleet Replacement		25,000
		Project Budget	\$25,000
C00662	2021 Miscellaneous Equipment		
	Fleet Replacement		8,000
		Project Budget	\$8,000
		2021 PW Vehicles/Equipment Subtotal	\$226,000

Roads Department

C00399	Paxton Lane - York to New Development - Road Construction		
		Federal Gas Tax	150,000
		DC: Roads, Sidewalks & Lights	175,000
		Capital Reserve	25,000
		Project Budget	\$350,000
C00543	Line 4 Road - Bridge #2112 (0.43 East of Con. 3 Road) Bridge Improvements		
		Capital Reserve	20,000
		Project Budget	\$20,000
C00552	Engineering for Green Street - Flynn to Niagara		
		Capital Reserve	12,900
		DC: Roads, Sidewalks & Lights	17,100
		Project Budget	\$30,000
C00658	Sidewalk Installation - Mississauga Street - Gage to Centre		
		Capital Reserve	45,000
		Project Budget	\$45,000
C00726	Concession 6 Road - Line 1 to 2 - Road Construction		
		DC: Roads, Sidewalks & Lights	987,500
		Capital Reserve	67,255
		OCIF	195,245
		Project Budget	\$1,250,000
C00729	Johnson Street - Dorchester to Gate - Road Resurfacing		
		Federal Gas Tax	100,000
		Capital Reserve	20,000
		Project Budget	\$120,000
C00730	Simcoe Street - John to Anne - Road Resurfacing		
		Capital Reserve	25,000
		Project Budget	\$25,000
C00731	Gate Street - Mary to William - Road Resurfacing		
		Capital Reserve	25,000
		Project Budget	\$25,000
C00732	Townline Road - Line 1 to Lakeshore Road		
		DC: Roads, Sidewalks & Lights	45,000
		Capital Reserve	39,087
		Federal Gas Tax	95,913
		Project Budget	\$180,000

Roads Department

C00733	Guard Rail Installation TBD		
		Capital Reserve	60,000
		Project Budget	\$60,000
C00752	Engineering Work for Queenston Street - Dumfries to Clarence		
		Capital Reserve	40,000
		Project Budget	\$40,000
C01095	Line 2 Road - Concession 6 to Niagara Stone Road		
		Capital Reserve	10,000
		Federal Gas Tax	100,000
		Project Budget	\$110,000
C01096	Sidewalk Installation - Queenston Street - Niagara River Parkway to N.S. Bridge		
		Capital Reserve	23,000
		Project Budget	\$23,000
		2021 Roads Department Subtotal	\$2,278,000

Storm Water

C00233	Design - Queenston Street - Dumfries to Clarence and Potentially 2 Outlets		
		Storm Water Management	25,000
		Project Budget	\$25,000
C00388	Paxton Lane - South End to York Road		
		Storm Water Management	244,000
		Project Budget	\$244,000
C00536	Engineering for Green Street - Flynn to Niagara		
		Storm Water Management	24,000
		Project Budget	\$24,000
C00691	Minor Storm System Improvements (CB Installations)		
		Storm Water Management	10,000
		Project Budget	\$10,000
		2021 Storm Water Subtotal	\$303,000

Wastewater

C00663	Simcoe Street (Centre-Gage)		
		Wastewater Capital Improvements	70,000
		Project Budget	\$70,000
C00687	CSO Reduction Project - Old Town (Phase 5 - Mississauga Beach Area)		
		Wastewater Capital Improvements	105,000
		Grants & Other	45,000
		Project Budget	\$150,000

Wastewater

C00692	Old Town (Phase 4) CSO Flow Monitoring (Post repair program)		
		Wastewater Capital Improvements	30,000
		Grants & Other	20,000
		Project Budget	\$50,000
C00823	Engineering - Mississauga Street - (Johnson to Queen)		
		Wastewater Capital Improvements	25,000
		Project Budget	\$25,000
C00912	Johnson Street - (Dorchester to Mississauga)		
		Wastewater Capital Improvements	240,000
		Project Budget	\$240,000
C00913	Simcoe Street - (John to Anne Street)		
		Wastewater Capital Improvements	115,000
		Project Budget	\$115,000
C00914	Gate Street - (Mary to William Street)		
		Wastewater Capital Improvements	75,000
		Project Budget	\$75,000
C00915	Engineering - Green Street - (Flynn to Niagara)		
		Wastewater Capital Improvements	25,000
		Project Budget	\$25,000
C00916	Engineering - Wellington Street - (Picton to Queens Parade)		
		Wastewater Capital Improvements	5,000
		Project Budget	\$5,000
C00917	Engineering - Gate Street - (John to Mary)		
		Wastewater Capital Improvements	10,000
		Project Budget	\$10,000
		2021 Wastewater Subtotal	\$765,000

Water

C00391	Paxton Lane - (South End to York Road)		
		Water Capital Improvements	90,000
		Project Budget	\$90,000
C00508	Concession 6 -Road - (Line 1 to Line 2 Road)		
		DC: Water Distribution	435,000
		Water Capital Improvements	50,000
		Project Budget	\$485,000

Water

C00510	Simcoe Street - (Centre to Johnson Street)		
		Water Capital Improvements	260,000
		Project Budget	\$260,000
C00511	Engineering Work for Regent Street - (John to Anne)		
		Water Capital Improvements	8,000
		Project Budget	\$8,000
C00513	Engineering Work for Niagara River Parkway - (Highlander to Dumfries)		
		Water Capital Improvements	10,000
		Project Budget	\$10,000
C00519	Engineering Work for Ball Street - (Ricardo to Delatre)		
		Water Capital Improvements	8,000
		Project Budget	\$8,000
C00828	Centre Street - (King to Regent Street)		
		Water Capital Improvements	130,000
		Project Budget	\$130,000
C00829	King Street - (Centre to Johnson Street)		
		Water Capital Improvements	300,000
		Project Budget	\$300,000
C00830	Engineering Work for Melville - (Ricardo to Byron Streets)		
		Water Capital Improvements	15,000
		Project Budget	\$15,000
C00832	Engineering Work for Line 2 Road - (Concession 4 to Four Mile Creek Road)		
		Water Capital Improvements	45,000
		Project Budget	\$45,000
		2021 Water Subtotal	\$1,351,000
		2021 subtotal	\$5,747,250

Building Services

C00467	Building Services Vehicle		
		Building Services Equipment	35,000
		Project Budget	\$35,000
		2022 Building Services Subtotal	\$35,000

Corporate Services

C00743	2022 Corporate PC/Printer Replacement Program		
		Capital Reserve	48,750
		Project Budget	\$48,750
C00744	2022 Network Equipment Upgrades and Enhancements		
		Capital Reserve	7,000
		Project Budget	\$7,000
C00745	Council Chambers Technology Improvements		
		Capital Reserve	7,000
		Project Budget	\$7,000
C00747	Replace Existing Lotus Notes/Database Server & OS		
		Capital Reserve	18,000
		Project Budget	\$18,000
C00748	Replace Existing Firewall/Router		
		Capital Reserve	7,000
		Project Budget	\$7,000
C00749	Replace Microphones and Audio System in Council Chambers		
		Capital Reserve	15,000
		Project Budget	\$15,000
C00945	New Council Technology and Communication Equipment		
		Capital Reserve	10,000
		Project Budget	\$10,000
C00946	Network Server Uninterrupted Power Supply and Surge Protectors		
		Capital Reserve	10,000
		Project Budget	\$10,000
		2022 Corporate Services Subtotal	\$122,750

Fire & Emergency Services

C00274	2022 Protective Equipment		
		Capital Reserve	25,000
		Project Budget	\$25,000

Fire & Emergency Services

C00501	2022 Miscellaneous Fire Fighting Equipment		
		Capital Reserve	10,000
		Project Budget	\$10,000
		2022 Fire & Emergency Services Subtotal	\$35,000

Library

C00106	2022 Library Collection Development		
		Library Development	3,300
		DC: Library Facilities & Materials	29,700
		Project Budget	\$33,000
C00958	Server Replacement		
		Library Computer	8,000
		Project Budget	\$8,000
C01044	Public Laptops		
		Library Computer	5,000
		Project Budget	\$5,000
C01074	Lab Equipment		
		Library Computer	5,000
		Project Budget	\$5,000
		2022 Library Subtotal	\$51,000

P & R Vehicles/Equipment

C00962	Purchase a Mower - P565		
		Fleet Replacement	45,000
		Project Budget	\$45,000
C01159	Purchase a mower (replaces P573)		
		Fleet Replacement	13,000
		Project Budget	\$13,000
		2022 P & R Vehicles/Equipment Subtotal	\$58,000

Parks, Recreation & Facilities

C00421	Alumazorb Ceiling Replacement		
		Capital Reserve	50,000
		Project Budget	\$50,000
C00431	Community Centre Fitness Equipment Replacement		
		Capital Reserve	20,000
		Project Budget	\$20,000

Parks, Recreation & Facilities

C01013	Memorial Park Pavillion Shingles Replacement		
		Park Dedication	17,000
		Project Budget	\$17,000
C01014	Niagara Pool Diving Board Replacement		
		Park Dedication	20,000
		Project Budget	\$20,000
C01015	St. Davids Pool Replacement of Flat Roof		
		Park Dedication	20,000
		Project Budget	\$20,000
C01016	Virgil Sportpark Tennis Court Light Replacement		
		Park Dedication	5,000
		Project Budget	\$5,000
C01017	Main Administration Building Elevator Replacement		
		Capital Reserve	60,000
		Project Budget	\$60,000
C01018	Garrison Village Playground Replacement		
		Park Dedication	90,000
		Project Budget	\$90,000
		2022 Parks, Recreation & Facilities Subtotal	\$282,000

PW Vehicles/Equipment

C00314	1/2 Ton Pick-up Dodge (replaces 232)		
		Fleet Replacement	25,000
		Project Budget	\$25,000
C00455	1-Ton 4x4 c/w Plow (replaces W241)		
		Fleet Replacement	45,000
		Project Budget	\$45,000
C00459	Mini Ford Pick-up -(replaces 240)		
		Fleet Replacement	25,000
		Project Budget	\$25,000
C00633	2022 Miscellaneous Equipment		
		Fleet Replacement	8,000
		Project Budget	\$8,000
C00654	1-Ton Dump Truck replaces W242		
		Fleet Replacement	45,000
		Project Budget	\$45,000

PW Vehicles/Equipment

C00657	1/2 Ton Pic-up (replaces W245)		
		Fleet Replacement	30,000
			<hr/>
		Project Budget	\$30,000
C00694	1/2 Ton Pick-up (replaces W247)		
		Fleet Replacement	30,000
			<hr/>
		Project Budget	\$30,000
		2022 PW Vehicles/Equipment Subtotal	\$208,000

Roads Department

C00500	Engineering for Partition and Kent Streets - Niagara Parkway to Queenston		
		Capital Reserve	40,000
			<hr/>
		Project Budget	\$40,000
C00661	Sidewalk Installation - Taylor Road - Glendale to South		
		Capital Reserve	51,000
			<hr/>
		Project Budget	\$51,000
C00727	Green Street - Flynn to Niagara - Road Construction		
		Federal Gas Tax	147,400
		DC: Roads, Sidewalks & Lights	285,000
		Capital Reserve	67,600
			<hr/>
		Project Budget	\$500,000
C00754	Queenston Street - Dumfries to Clarence - Road Construction		
		Federal Gas Tax	298,513
		Capital Reserve	61,487
			<hr/>
		Project Budget	\$360,000
C00756	Niven Road - Lakeshore Road to Village Road Road Resurfacing		
		Capital Reserve	190,000
			<hr/>
		Project Budget	\$190,000
C00757	Wellington Street - Picton to Castlereagh Road Resurfacing		
		Capital Reserve	70,000
			<hr/>
		Project Budget	\$70,000
C00758	Guard Rail Installation TBD		
		Capital Reserve	60,000
			<hr/>
		Project Budget	\$60,000
C00761	Engineering - Flynn Street - Rye to Charlotte		
		Capital Reserve	28,400
		DC: Roads, Sidewalks & Lights	11,600
			<hr/>
		Project Budget	\$40,000

Roads Department

C01098	Line 1 Road - Concession 7 to Townline (Grantham) Road Resurfacing		
		DC: Roads, Sidewalks & Lights	108,800
		Capital Reserve	61,200
		Project Budget	<u>\$170,000</u>
C01099	Ball Street - Ricardo to Delatre to Lockhart R/A Road Resurfacing		
		Capital Reserve	50,000
		Project Budget	<u>\$50,000</u>
C01101	Mississauga Street - Queen to Johnson to Gage to Centre to Wm. to Mary Road Resurfacing		
		OCIF	195,245
		Capital Reserve	54,755
		Project Budget	<u>\$250,000</u>
C01102	Gate Street - Anne to John to Mary Road Resurfacing		
		Capital Reserve	60,000
		Project Budget	<u>\$60,000</u>
C01103	Warner Road - Tanbark to Concession 5 to QEW Road Resurfacing (Cold Mix)		
		Capital Reserve	104,000
		Project Budget	<u>\$104,000</u>
C01104	Sidewalk Installation - Nassau Street - Queen to Johnson		
		Capital Reserve	20,000
		Project Budget	<u>\$20,000</u>
C01122	Niagara Boulevard Study-Design (@ One mile Creek - Watershed Plan)		
		Capital Reserve	30,000
		Project Budget	<u>\$30,000</u>
		2022 Roads Department Subtotal	<u>\$1,995,000</u>

Storm Water

C00291	Queenston Street Storm Sewer - Dumfries to Clarence		
		Storm Water Management	285,094
		DC: Storm Sewers	4,906
		Project Budget	<u>\$290,000</u>
C00483	Engineering for Partition and Kent Street - Niagara River Parkway to Queenston Street		
		Storm Water Management	30,000
		Project Budget	<u>\$30,000</u>

Storm Water

C00774	Green Street - Flynn to Niagara		
		Storm Water Management	162,000
		DC: Storm Sewers	54,000
		Project Budget	<u>\$216,000</u>
C00777	Engineering for Flynn St. - Rye to Charlotte		
		Storm Water Management	20,000
		Project Budget	<u>\$20,000</u>
C00892	Minor Storm System Improvements (CB Installations)		
		Storm Water Management	10,000
		Project Budget	<u>\$10,000</u>
		2022 Storm Water Subtotal	\$566,000

Wastewater

C00918	Green Street - Flynn to Niagara		
		Wastewater Capital Improvements	240,000
		Project Budget	<u>\$240,000</u>
C00919	Wellington Street - (at Picton-Queens Parade)		
		Wastewater Capital Improvements	25,000
		Project Budget	<u>\$25,000</u>
C00920	Gate Street - (John to Mary Street)		
		Wastewater Capital Improvements	70,000
		Project Budget	<u>\$70,000</u>
C00921	Engineering - Flynn Street - Rye to Charlotte		
		Wastewater Capital Improvements	25,000
		Project Budget	<u>\$25,000</u>
C00926	Mississauga Street - (Johnson to Queen)		
		Wastewater Capital Improvements	120,000
		Project Budget	<u>\$120,000</u>
C00961	Old Town (Phase 5) CSO Flow Monitoring (Post repair program)		
		Grants & Other	20,000
		Wastewater Capital Improvements	30,000
		Project Budget	<u>\$50,000</u>
		2022 Wastewater Subtotal	\$530,000

Water

C00520	Regent Street - (John to Anne)		
		Water Capital Improvements	60,000
		Project Budget	<u>\$60,000</u>

Water			
C00528	Engineering Work for Wellington Street - (Picton to Castlereagh)		
	Water Capital Improvements		20,000
		Project Budget	\$20,000
C00529	Niagara River Parkway - (Highlander to Dumfries)		
	Water Capital Improvements		80,000
		Project Budget	\$80,000
C00532	Ball Street - (Ricardo to Delatre)		
	Water Capital Improvements		60,000
		Project Budget	\$60,000
C00833	Melville Street - (Ricardo to Byron)		
	Water Capital Improvements		150,000
		Project Budget	\$150,000
C00835	Line 2 Road - (Concession 4 to Four Mile Creek Road))		
	Water Capital Improvements		600,000
		Project Budget	\$600,000
C00836	Engineering Work for Niagara Stone Road - (Line 3 to Line 4 Road)		
	Water Capital Improvements		35,000
		Project Budget	\$35,000
C00837	Engineering Work for Dorchester - (Mary to John West)		
	Water Capital Improvements		10,000
		Project Budget	\$10,000
		2022 Water Subtotal	\$1,015,000
		2022 subtotal	\$4,897,750

Building Services

C00471	Building Services Vehicle		
		Building Services Equipment	35,000
		Project Budget	\$35,000
		2023 Building Services Subtotal	\$35,000

Corporate Services

C00712	Replace Door Access & Exterior Video Cameras		
		Capital Reserve	15,000
		Project Budget	\$15,000
C00746	Purchase Aerial Photos from Niagara Region		
		Capital Reserve	5,000
		Project Budget	\$5,000
C00765	2023 Corporate PC/Printer Replacement Program		
		Capital Reserve	48,750
		Project Budget	\$48,750
C00766	2023 Network Equipment Upgrades and Enhancements		
		Capital Reserve	7,000
		Project Budget	\$7,000
C00767	Replace Virtual Server		
		Capital Reserve	18,000
		Project Budget	\$18,000
C00768	Purchase New PDC & File Server & OS		
		Capital Reserve	10,000
		Project Budget	\$10,000
		2023 Corporate Services Subtotal	\$103,750

Fire & Emergency Services

C00285	2023 Protective Equipment		
		Capital Reserve	25,000
		Project Budget	\$25,000
C00480	2023 Miscellaneous Fire Fighting Equipment		
		Capital Reserve	10,000
		Project Budget	\$10,000
		2023 Fire & Emergency Services Subtotal	\$35,000

Library

C00107	2023 Library Collection Development		
		Library Development	3,200
		DC: Library Facilities & Materials	28,800
		Project Budget	<u>\$32,000</u>
C00128	2023 Furniture Replacement		
		Library Development	5,000
		Project Budget	<u>\$5,000</u>
C01076	Router & Switch Replacement		
		Library Computer	6,000
		Project Budget	<u>\$6,000</u>
		2023 Library Subtotal	\$43,000

P & R Vehicles/Equipment

C00430	Purchase a 1 Ton Truck with Dump Box (replaces P520)		
		Fleet Replacement	60,000
		Project Budget	<u>\$60,000</u>
C00456	Purchase a 1 Ton Truck with Dump Box (replaces P519)		
		Fleet Replacement	60,000
		Project Budget	<u>\$60,000</u>
C00461	Purchase a Trailer (replaces P593)		
		Fleet Replacement	15,000
		Project Budget	<u>\$15,000</u>
C00462	Purchase a 3/4 Ton 4X4 Truck (replaces P521)		
		Fleet Replacement	45,000
		Project Budget	<u>\$45,000</u>
C01160	Purchase a multipurpose Mower (replaces P574)		
		Fleet Replacement	50,000
		Project Budget	<u>\$50,000</u>
		2023 P & R Vehicles/Equipment Subtotal	\$230,000

Parks, Recreation & Facilities

C00433	Centennial Arena Compressor Replacement		
		Capital Reserve	60,000
		Project Budget	<u>\$60,000</u>
C01019	Centennial Arena Roof Replacement		
		Capital Reserve	60,000
		Project Budget	<u>\$60,000</u>

Parks, Recreation & Facilities

C01020	Meridian Credit Union Arena Condensor Replacement		
	Capital Reserve		50,000
		Project Budget	\$50,000
C01021	Meridian Credit Union Arena Chiller Replacement		
	Capital Reserve		50,000
		Project Budget	\$50,000
C01022	Meridian Credit Union Arena Light Replacement		
	Capital Reserve		40,000
		Project Budget	\$40,000
C01023	Meridian Credit Union Arena Boiler Replacement		
	Capital Reserve		20,000
		Project Budget	\$20,000
C01024	Meridian Credit Union Arena Compressor Replacement - 50 HP x 2		
	Capital Reserve		120,000
		Project Budget	\$120,000
C01025	Meridian Credit Union Arena Olympia Room Boiler Replacement		
	Capital Reserve		20,000
		Project Budget	\$20,000
C01193	Resurface Memorial Tennis Courts		
	Capital Reserve		50,000
		Project Budget	\$50,000
		2023 Parks, Recreation & Facilities Subtotal	\$470,000

PW Vehicles/Equipment

C00656	1-Ton Dump Truck (replaces W228)		
	Fleet Replacement		40,000
		Project Budget	\$40,000
C00689	Trackless c/w Plow		
	Fleet Replacement		140,000
		Project Budget	\$140,000
C00693	2023 Miscellaneous Equipment		
	Fleet Replacement		8,000
		Project Budget	\$8,000
C00784	GMC Crew Cab Pick-up (replaces 223)		
	Fleet Replacement		30,000
		Project Budget	\$30,000
		2023 PW Vehicles/Equipment Subtotal	\$218,000

Roads Department

C00547	Partition and Kent Streets - Niagara Parkway to Queenston - Road Construction		
		Capital Reserve	54,087
		Federal Gas Tax	445,913
		Project Budget	\$500,000
C00688	Road Resurfacing - Line 8 - Niagara Parkway to Concession 1		
		Capital Reserve	150,000
		Project Budget	\$150,000
C00703	Road Resurfacing - Concession 6 - York Road to Niagara Falls Border		
		Capital Reserve	190,000
		Project Budget	\$190,000
C00728	Road Resurfacing - King Street - (Queen to Johnson)		
		Capital Reserve	60,000
		Project Budget	\$60,000
C00734	Sidewalk Installation - Mississauga St - Centre to Mary		
		Capital Reserve	45,000
		Project Budget	\$45,000
C00753	Niagara Blvd. - Culvert Improvements		
		Capital Reserve	300,000
		Project Budget	\$300,000
C00760	Concession Road 1 - Line 9 to Line 8 Road Resurfacing		
		Capital Reserve	140,000
		Project Budget	\$140,000
C00762	Weatherstone Court - Charlotte to End Road Resurfacing		
		Capital Reserve	40,000
		Project Budget	\$40,000
C00763	Guard Rail Installation TBD		
		Capital Reserve	60,000
		Project Budget	\$60,000
C00764	Engineering for Clarence Street - Queenston Street to Niagara River Parkway		
		Capital Reserve	25,000
		Project Budget	\$25,000
C00783	Engineering for Wellington St. - Picton to Byron		
		Capital Reserve	15,000
		Project Budget	\$15,000

Roads Department

C00871	Road Construction - Flynn Street - Rye to Charlotte		
		DC: Roads, Sidewalks & Lights	116,000
		Capital Reserve	88,755
		OCIF	195,245
		Project Budget	<u>\$400,000</u>
C01105	Warner Road - Concession 6 to Dead End East (Coldmix)		
		Capital Reserve	240,000
		Project Budget	<u>\$240,000</u>
C01106	Nassau Street - William to North and South		
		Capital Reserve	31,000
		Project Budget	<u>\$31,000</u>
		2023 Roads Department Subtotal	\$2,196,000

Storm Water

C00535	Partition and Kent Streets - Niagara River Parkway to Queenston Street		
		Storm Water Management	400,000
		Project Budget	<u>\$400,000</u>
C00778	Flynn Street - Rye to Charlotte		
		Storm Water Management	180,700
		DC: Storm Sewers	69,300
		Project Budget	<u>\$250,000</u>
C00779	Engineering for Wellington - Picton to Bryon		
		Storm Water Management	2,000
		Project Budget	<u>\$2,000</u>
C00924	Minor Storm System Improvements (CB Installations)		
		Storm Water Management	10,000
		Project Budget	<u>\$10,000</u>
C00933	Engineering for Clarence Street - Queenston Street to Niagara River Parkway		
		Storm Water Management	20,000
		Project Budget	<u>\$20,000</u>
		2023 Storm Water Subtotal	\$682,000

Wastewater

C00922	Flynn - Rye to Charlotte Street		
		Wastewater Capital Improvements	320,000
		Project Budget	<u>\$320,000</u>

Wastewater

C00923	Engineering - Christopher Ct. - East of Charlotte		
		Wastewater Capital Improvements	20,000
		Project Budget	\$20,000
C01055	Engineering Mary Street - (Dorchester to Mississauga)		
		Wastewater Capital Improvements	40,000
		Project Budget	\$40,000
		2023 Wastewater Subtotal	\$380,000

Water

C00553	Wellington Street - (Picton to Castlereagh)		
		Water Capital Improvements	250,000
		Project Budget	\$250,000
C00575	Engineering Work for Butler Street - (William to Centre)		
		Water Capital Improvements	40,000
		Project Budget	\$40,000
C00838	Niagara Stone Road - (Line 3 to Line 4 Road)		
		Water Capital Improvements	450,000
		Project Budget	\$450,000
C00839	Dorchester St. - (Mary to John West)		
		Water Capital Improvements	130,000
		Project Budget	\$130,000
C00841	Engineering Work for Townline - (Queenston to South End)		
		Water Capital Improvements	8,000
		Project Budget	\$8,000
C00842	Engineering Work for John Street West - (Gate to Regent)		
		Water Capital Improvements	20,000
		Project Budget	\$20,000
		2023 Water Subtotal	\$898,000
		2023 subtotal	\$5,290,750

Corporate Services

C00860	2024 Corporate PC/Printer Replacement Program		
		Capital Reserve	48,750
		Project Budget	\$48,750
C00861	2024 Network Equipment Upgrades and Enhancements		
		Capital Reserve	7,000
		Project Budget	\$7,000
C00862	Replace Engineering HP 5550 Printer		
		Capital Reserve	5,000
		Project Budget	\$5,000
C00863	Corporate Vehicle GPS Tracking System		
		Capital Reserve	18,000
		Project Budget	\$18,000
C00864	Replace Active Directory Server & Operating System		
		Capital Reserve	5,000
		Project Budget	\$5,000
C00865	Replace Quickr Server		
		Capital Reserve	10,000
		Project Budget	\$10,000
C00866	Replace Financial Archive Server		
		Capital Reserve	5,000
		Project Budget	\$5,000
C00867	Repalce Cameras in Council Chambers		
		Capital Reserve	10,000
		Project Budget	\$10,000
C00868	Replace Existing Firewall/Router		
		Capital Reserve	7,000
		Project Budget	\$7,000
C00869	Replace Mail Spam Filter Appliance		
		Capital Reserve	5,500
		Project Budget	\$5,500
C00870	Corporate VPV - Host Server		
		Capital Reserve	10,000
		Project Budget	\$10,000
		2024 Corporate Services Subtotal	\$131,250

Fire & Emergency Services

C00714	2024 Miscellaneous Fire Fighting Equipment		
		Capital Reserve	10,000
		Project Budget	\$10,000
C00715	Pumper 3 Replacement		
		Capital Reserve	450,000
		Project Budget	\$450,000
C00722	2024 Protective Equipment		
		Capital Reserve	25,000
		Project Budget	\$25,000
		2024 Fire & Emergency Services Subtotal	\$485,000

Library

C00150	Public Computer Upgrade		
		Library Computer	13,000
		Project Budget	\$13,000
C00787	2024 Library Collection Development		
		DC: Library Facilities & Materials	27,900
		Library Development	3,100
		Project Budget	\$31,000
		2024 Library Subtotal	\$44,000

P & R Vehicles/Equipment

C00808	Purchase a Water Trailer (to replace P591)		
		Fleet Replacement	13,000
		Project Budget	\$13,000
C01161	Purchase a Garbage Packer (replaces G602 Replacement)		
		Fleet Replacement	150,000
		Project Budget	\$150,000
		2024 P & R Vehicles/Equipment Subtotal	\$163,000

Parking Operations

C00540	Handheld Ticketers (4 Units)		
		Parking Revenue	35,000
		Project Budget	\$35,000
C00853	Regent Street Lot Resurfacing		
		Parking Revenue	15,000
		Project Budget	\$15,000
		2024 Parking Operations Subtotal	\$50,000

Parks, Recreation & Facilities

C01026	Library Exit Doors		
		Capital Reserve	17,000
		Project Budget	\$17,000
C01027	Queen's Royal Park Washroom Roof Replacement		
		Park Dedication	20,000
		Project Budget	\$20,000
C01028	Main Administration Building Exterior Door Replacement		
		Capital Reserve	25,000
		Project Budget	\$25,000
C01029	Simcoe Park Playground Equipment		
		Park Dedication	95,000
		Project Budget	\$95,000
C01031	Pumphouse HVAC Replacement		
		Capital Reserve	30,000
		Project Budget	\$30,000
C01032	Pumphouse Washroom Replacement		
		Capital Reserve	15,000
		Project Budget	\$15,000
		2024 Parks, Recreation & Facilities Subtotal	\$202,000

PW Vehicles/Equipment

C00817	5 Ton Truck International (replaces 238)		
		Fleet Replacement	225,000
		Project Budget	\$225,000
C00818	2024 Miscellaneous Equipment		
		Fleet Replacement	8,000
		Project Budget	\$8,000
		2024 PW Vehicles/Equipment Subtotal	\$233,000

Roads Department

C00659	Engineering for Firelane 11A - Bridge No. 4 Replacement		
		Capital Reserve	50,000
		Project Budget	\$50,000
C00755	Clarence Street - Queenston Street to Niagara River Parkway Road Construction		
		Federal Gas Tax	248,513
		Capital Reserve	51,487
		Project Budget	\$300,000

Roads Department

C00759	Line 7 Road - 0.78 km East of Four Mile Creek - Culvert Improvements		
	Capital Reserve		132,000
		Project Budget	\$132,000
C00873	Road Construction - Wellington St - (Picton to Byron)		
	Capital Reserve		150,000
		Project Budget	\$150,000
C00875	Guard Rail Installation TBD		
	Capital Reserve		60,000
		Project Budget	\$60,000
C00876	Sidewalk Installation - Willaim St - Nassau to Circle		
	Capital Reserve		37,000
		Project Budget	\$37,000
C00877	Road Resurfacing - Henegan and Walker Road		
	Capital Reserve		160,000
		Project Budget	\$160,000
C00878	Road Resurfacing - Line 8 Road - Concession 2 to Four Mile Creek Road		
	Capital Reserve		52,600
	Federal Gas Tax		197,400
		Project Budget	\$250,000
C00879	Road Resurfacing - Line 8 Road - Concession 1 to Concession 2		
	Capital Reserve		170,000
		Project Budget	\$170,000
C00880	Road Resurfacing - Newark - Johnson to Queen		
	Capital Reserve		25,000
		Project Budget	\$25,000
C00881	Road Resurfacing - Glendale Ave. East - Glendale to Dead End		
	Capital Reserve		75,000
		Project Budget	\$75,000
C00882	Engineering for Walnut Street - Queenston Street to Princess Street		
	Capital Reserve		15,000
		Project Budget	\$15,000
C00883	Engineering for Princess Street - Maple North to Dead End		
	Capital Reserve		25,000
		Project Budget	\$25,000

Roads Department

C00884	Engineering for Gage Street - Mississagua to Dorchester		
	Capital Reserve		40,000
		Project Budget	\$40,000
C01107	Townline (Grantham) Road - Line 1 to Line 2 to Scott		
	Capital Reserve		29,755
	OCIF		195,245
		Project Budget	\$225,000
C01108	Melville Street - Byron to Ricardo Road Resurfacing		
	Capital Reserve		65,000
		Project Budget	\$65,000
C01109	Centre Street - Gate to Victoria to Regent Road Resurfacing		
	Capital Reserve		80,000
		Project Budget	\$80,000
C01110	Warner Road - Concession 6 to QEW to Dead End North Road Resurfacing (Cold Mix)		
	Capital Reserve		286,000
		Project Budget	\$286,000
C01111	Sidewalk Installation - Gage Street - King to Regent		
	Capital Reserve		20,000
		Project Budget	\$20,000
		2024 Roads Department Subtotal	\$2,165,000

Storm Water

C00898	Clarence Street - Queenston Street to Niagara River Parkway		
	Storm Water Management		200,000
		Project Budget	\$200,000
C00899	Wellington Street - Picton to Byron		
	Storm Water Management		25,000
		Project Budget	\$25,000
C00929	Engineering for Walnut Street - Queenston St. to Princess		
	Storm Water Management		10,000
		Project Budget	\$10,000
C00930	Engineering for Princess Street - Maple to Walnut to North Dead End		
	Storm Water Management		30,000
		Project Budget	\$30,000

Storm Water

C00931	Engineering for Gage Street - Mississauga St. to Dorchester		
		Storm Water Management	30,000
		Project Budget	\$30,000
C01059	Minor Storm System Improvements (CB Installations)		
		Storm Water Management	10,000
		Project Budget	\$10,000
		2024 Storm Water Subtotal	\$305,000

Transit

C01133	Electronic Annunciator Boards		
		Capital Reserve	15,000
		Project Budget	\$15,000
C01134	Replacement Bike Racks		
		Capital Reserve	5,000
		Project Budget	\$5,000
C01135	Bus Parking Lot Expansion		
		Capital Reserve	120,000
		Project Budget	\$120,000
		2024 Transit Subtotal	\$140,000

Wastewater

C00925	Christopher Court - East of Charlotte Street		
		Wastewater Capital Improvements	65,000
		Project Budget	\$65,000
C01056	Mary Street - (Dorchester to Mississauga)		
		Wastewater Capital Improvements	240,000
		Project Budget	\$240,000
C01057	Engineering Mary Street - (Mississauga to Victoria)		
		Wastewater Capital Improvements	40,000
		Project Budget	\$40,000
C01058	Engineering Gage Street - (Mississauga to Dorchester)		
		Wastewater Capital Improvements	20,000
		Project Budget	\$20,000
		2024 Wastewater Subtotal	\$365,000

Water

C00843	Butler Street - (William to Centre Street)		
		Water Capital Improvements	125,000
		Project Budget	\$125,000

Water			
C00845	Townline Road - (Queenston to South End)		
		Water Capital Improvements	80,000
		Project Budget	\$80,000
C00846	John Street - (Gate to Regent)		
		Water Capital Improvements	200,000
		Project Budget	\$200,000
C00847	Engineering Work for John Street West - (Regent to King)		
		Water Capital Improvements	20,000
		Project Budget	\$20,000
C00848	Engineering Work for King Street - (John Street West to South)		
		Water Capital Improvements	10,000
		Project Budget	\$10,000
C00849	Engineering Work for Niagara Stone Road - (Queenston to Stewart))		
		Water Capital Improvements	20,000
		Project Budget	\$20,000
C00850	Engineering Work for Cross Street - (Stewart to East)		
		Water Capital Improvements	15,000
		Project Budget	\$15,000
C00851	Engineering Work for Eastchester - (Stewart to Niagara Stone Road)		
		Water Capital Improvements	25,000
		Project Budget	\$25,000
		2024 Water Subtotal	\$495,000
		2024 subtotal	\$4,778,250

Corporate Services

C00947	2025 Corporate PC Printer Preplacement Program		
		Capital Reserve	48,750
		Project Budget	\$48,750
C00948	2025 Network Equipment Upgrades and Enhancements		
		Capital Reserve	7,000
		Project Budget	\$7,000
C00949	Replace Building Scanner Records Management		
		Building Permit Surplus	15,000
		Project Budget	\$15,000
C00950	Aerial Ortho Imagery		
		Capital Reserve	15,000
		Project Budget	\$15,000
C00951	Audio Video Rack - Council Chambers		
		Capital Reserve	7,000
		Project Budget	\$7,000
C00952	Replace Financial System Printer		
		Capital Reserve	5,000
		Project Budget	\$5,000
C00953	Council Chambers Technology Improvements		
		Capital Reserve	7,000
		Project Budget	\$7,000
C00954	Replace Financial SQL Server & Operating System & SQL		
		Capital Reserve	18,000
		Project Budget	\$18,000
C00955	Replace Financial Terminal Server		
		Capital Reserve	15,000
		Project Budget	\$15,000
C00956	Replace Security Server and Operating System		
		Capital Reserve	10,000
		Project Budget	\$10,000
C00957	Replace Existing Firewall and Router		
		Capital Reserve	7,000
		Project Budget	\$7,000
		2025 Corporate Services Subtotal	\$154,750

Fire & Emergency Services

C00963	New Self Contained Breathing Aparatus (SCBA's)		
		Capital Reserve	400,000
		Project Budget	\$400,000
C01140	2025 Miscellaneous Fire Fighting Equipment		
		Capital Reserve	10,000
		Project Budget	\$10,000
C01141	2025 Protective Equipment		
		Capital Reserve	25,000
		Project Budget	\$25,000
C01142	HVAC Replacement Station #3		
		Capital Reserve	45,000
		Project Budget	\$45,000
		2025 Fire & Emergency Services Subtotal	\$480,000

Library

C00162	Carpet Replacement		
		Library Development	60,000
		Project Budget	\$60,000
C00319	Self Serve IT Upgrade		
		Library Computer	50,000
		Project Budget	\$50,000
C00559	2025 Furniture Replacement		
		Library Development	5,000
		Project Budget	\$5,000
C00788	2025 Library Collection Development		
		Library Development	3,000
		DC: Library Facilities & Materials	27,000
		Project Budget	\$30,000
C01077	Public Laptops		
		Library Computer	4,000
		Project Budget	\$4,000
		2025 Library Subtotal	\$149,000

P & R Vehicles/Equipment

C01162	Purchase a 1 Ton 4x4 Truck (replaces 2016-C00960)		
		Fleet Replacement	64,000
		Project Budget	\$64,000

P & R Vehicles/Equipment

C01163	Purchase a 1 Ton 4x4 Truck (replaces C00369 truck)		
	Fleet Replacement		60,000
		Project Budget	\$60,000
C01164	Purchase a Leaf Collection & Dumpbox (For P510 Replacement)		
	Fleet Replacement		30,000
		Project Budget	\$30,000
C01165	Purchase a Utility Vehicle		
	Fleet Replacement		20,000
		Project Budget	\$20,000
2025 P & R Vehicles/Equipment Subtotal			\$174,000

Parks, Recreation & Facilities

C01033	Centennial Arena Compressor Replacement		
	Capital Reserve		60,000
		Project Budget	\$60,000
C01035	Meridian Credit Union Arena Roof Replacement		
	Capital Reserve		80,000
		Project Budget	\$80,000
C01036	Queen's Royal Park Washroom Renovations		
	Park Dedication		15,000
		Project Budget	\$15,000
C01037	Virgil Sportspark Pavilion & VBA Building Shingles Replacement		
	Park Dedication		24,000
		Project Budget	\$24,000
C01038	Memorial Park Playground Replacement		
	Park Dedication		95,000
		Project Budget	\$95,000
C01194	Community Centre - Rubber Track Floor Replacement		
	Capital Reserve		11,000
		Project Budget	\$11,000
C01195	Chautauqua Playground Replacement		
	Park Dedication		50,000
		Project Budget	\$50,000
C01196	Meridian Credit Union Arena - Floor replacement		
	Capital Reserve		75,000
		Project Budget	\$75,000

Parks, Recreation & Facilities

C01199	Community Centre - Auditorium Floor Replacement		
		Capital Reserve	100,000
		Project Budget	\$100,000
		2025 Parks, Recreation & Facilities Subtotal	\$510,000

PW Vehicles/Equipment

C01152	Wheeled Excavator		
		Fleet Replacement	295,000
		Project Budget	\$295,000
C01153	2025 Miscellaneous Equipment		
		Fleet Replacement	8,000
		Project Budget	\$8,000
		2025 PW Vehicles/Equipment Subtotal	\$303,000

Roads Department

C00660	Culvert Improvement for Firelane 11A Bridge No. 4		
		Capital Reserve	460,000
		Project Budget	\$460,000
C01112	Walnut Street - Queenston to Princess Street Road Construction		
		Capital Reserve	100,000
		Project Budget	\$100,000
C01113	Princess Street - Maple to Walnut to North to Dead End Road Construction		
		Capital Reserve	150,000
		Project Budget	\$150,000
C01114	Gage Street - Simcoe to Mississauga to Butler to Dorchester Road Construction		
		Federal Gas Tax	298,513
		Capital Reserve	81,487
		Project Budget	\$380,000
C01115	Field Road - Four Mile Creek Road to Niagara Stone Road Resurfacing		
		Capital Reserve	60,000
		Project Budget	\$60,000
C01116	Townline (Grantham) Road - Scott to Line 3 to Carlton		
		Capital Reserve	24,755
		OCIF	195,245
		Project Budget	\$220,000

Roads Department

C01117	Mary Street - Mississauga to Simcoe to Gate to Victoria to Regent to King Resurfacing		
		Capital Reserve	27,600
		Federal Gas Tax	147,400
		Project Budget	<u>\$175,000</u>
C01118	Queen's Parade - Wellington to John East Road Resurfacing		
		Capital Reserve	360,000
		Project Budget	<u>\$360,000</u>
C01119	Eastchester Avenue - Stewart to Niagara Stone Road Resurfacing (Cold Mix)		
		Capital Reserve	100,000
		Project Budget	<u>\$100,000</u>
C01120	Sidewalk Installation: Four Mile Creek Road - North of York to Cannery Subdivision		
		Capital Reserve	60,000
		Project Budget	<u>\$60,000</u>
C01121	Engineering Work for Regent Street - Centre to William to Mary to John to Anne (Developer Cost Share)		
		Capital Reserve	30,000
		Project Budget	<u>\$30,000</u>
C01125	Guard Rail Installation - TBD		
		Capital Reserve	60,000
		Project Budget	<u>\$60,000</u>
		2025 Roads Department Subtotal	<u>\$2,155,000</u>

Storm Water

C01063	Walnut Street - Queenston to Princess		
		Storm Water Management	65,000
		Project Budget	<u>\$65,000</u>
C01064	Princess Street - Maple to Walnut to North Dead End		
		Storm Water Management	100,000
		Project Budget	<u>\$100,000</u>
C01065	Gage Street - Mississauga to Dorchester		
		Storm Water Management	190,000
		Project Budget	<u>\$190,000</u>
C01066	Engineering for Regent Street - Centre to Wm. To Mary to John to Anne		
		Storm Water Management	30,000
		Project Budget	<u>\$30,000</u>

Storm Water

C01067	Minor Storm System Improvements (CB Installations)		
		Storm Water Management	10,000
		Project Budget	\$10,000
		2025 Storm Water Subtotal	\$395,000

Wastewater

C01060	Mary Street - (Mississauga to Victoria)		
		Wastewater Capital Improvements	360,000
		Project Budget	\$360,000
C01061	Gage Street - (Mississauga to Dorchester)		
		Wastewater Capital Improvements	160,000
		Project Budget	\$160,000
C01062	Engineering - Queen Street - (Mississauga to Simcoe)		
		Wastewater Capital Improvements	25,000
		Project Budget	\$25,000
		2025 Wastewater Subtotal	\$545,000

Water

C01046	John Street West - (Regent to King Street)		
		Water Capital Improvements	130,000
		Project Budget	\$130,000
C01047	King Street - (John Street West to South)		
		Water Capital Improvements	70,000
		Project Budget	\$70,000
C01048	Niagara Stone Road - (Queenston to Stewart Road)		
		Water Capital Improvements	160,000
		Project Budget	\$160,000
C01049	Cross Street - (Stewart Road to East)		
		Water Capital Improvements	130,000
		Project Budget	\$130,000
C01050	Eastchester Avenue - (Stewart to Niagara Stone Road)		
		Water Capital Improvements	340,000
		Project Budget	\$340,000
C01051	Engineering Work for Nasau Street (Johnson to William)		
		Water Capital Improvements	30,000
		Project Budget	\$30,000

Water

C01052 Enginerring Work for Hampton Court - (Nassau to West)

Water Capital Improvements 10,000

Project Budget \$10,000

C01053 Engineering Work for Niagara River Parkway - (Dumfries to Clarence)

Water Capital Improvements 20,000

Project Budget \$20,000

2025 Water Subtotal **\$890,000**

2025 subtotal **\$5,755,750**

Corporate Services

C01089	2026 Corporate PC Printer Replacement Program		
	Capital Reserve		48,750
		Project Budget	\$48,750
C01090	2026 Network Equipment Upgrades and Enhancements		
	Capital Reserve		7,000
		Project Budget	\$7,000
C01091	Replace Engineering Plotter		
	Capital Reserve		20,000
		Project Budget	\$20,000
C01093	Council Technology and Communications Devices		
	Capital Reserve		10,000
		Project Budget	\$10,000
C01094	Replace Laserfiche Server		
	Capital Reserve		18,000
		Project Budget	\$18,000
C01097	Replace Existing SQL Data and File Print Server		
	Capital Reserve		18,000
		Project Budget	\$18,000
C01100	Back-up SAN Replacement		
	Capital Reserve		10,000
		Project Budget	\$10,000
C01137	Replace NAS Mass Corporate Data System		
	Capital Reserve		15,000
		Project Budget	\$15,000
		2026 Corporate Services Subtotal	\$146,750

Fire & Emergency Services

C01143	Ladder 3 Replacement		
	Capital Reserve		1,000,000
		Project Budget	\$1,000,000
C01144	Replace High Angle Equipment		
	Capital Reserve		5,000
		Project Budget	\$5,000
C01145	2026 Protective Equipment		
	Capital Reserve		25,000
		Project Budget	\$25,000

Fire & Emergency Services

C01146	Miscellaneous Fire Fighting Equipment		
		Capital Reserve	10,000
			<hr/>
		Project Budget	\$10,000
			<hr/>
		2026 Fire & Emergency Services Subtotal	\$1,040,000

Library

C01079	2026 Collection Development		
		DC: Library Facilities & Materials	27,000
		Library Development	3,000
			<hr/>
		Project Budget	\$30,000
			<hr/>
C01084	Staff Computer Upgrade		
		Library Computer	8,000
			<hr/>
		Project Budget	\$8,000
			<hr/>
C01085	Mobile Library Replacement		
		Library Development	30,000
			<hr/>
		Project Budget	\$30,000
			<hr/>
		2026 Library Subtotal	\$68,000

P & R Vehicles/Equipment

C00807	Purchase a 4 X 4 Truck (to replace P510)		
		Fleet Replacement	60,000
			<hr/>
		Project Budget	\$60,000
			<hr/>
		2026 P & R Vehicles/Equipment Subtotal	\$60,000

Parking Operations

C00224	Pay & Display Machine Replacements		
		Parking Revenue	650,000
			<hr/>
		Project Budget	\$650,000
			<hr/>
		2026 Parking Operations Subtotal	\$650,000

Parks, Recreation & Facilities

C01197	Community Centre - Hot Water Tank		
		Capital Reserve	9,000
			<hr/>
		Project Budget	\$9,000
			<hr/>
C01198	Community Centre - HVAC Replacement		
		Capital Reserve	150,000
			<hr/>
		Project Budget	\$150,000
			<hr/>
		2026 Parks, Recreation & Facilities Subtotal	\$159,000

PW Vehicles/Equipment

C01148	Backhoe (Replaces 2016 Addition)		
		Fleet Replacement	225,000
		Project Budget	\$225,000
C01149	Plow Truck 5 Ton 4 Wheel Drive (Replaces 2016 Addition)		
		Fleet Replacement	250,000
		Project Budget	\$250,000
C01150	Trackless c/w plow (Replaces 2016 Addition)		
		Fleet Replacement	140,000
		Project Budget	\$140,000
C01151	2026 Miscellaneous Equipment		
		Fleet Replacement	8,000
		Project Budget	\$8,000
		2026 PW Vehicles/Equipment Subtotal	\$623,000

Roads Department

C01212	Regent Street Construction - William to Mary to John to Anne		
		Capital Reserve	404,755
		OCIF	195,245
		Project Budget	\$600,000
C01213	Townline (Grantham) Road - Lakeshore to North End		
		Capital Reserve	190,000
		Project Budget	\$190,000
C01214	McNab Road - Lakeshore to North End		
		Capital Reserve	59,087
		Federal Gas Tax	445,913
		Project Budget	\$505,000
C01215	Engineering - King Street - Mary to William to Centre to Gage to Johnson		
		Capital Reserve	80,000
		Project Budget	\$80,000
		2026 Roads Department Subtotal	\$1,375,000

Storm Water

C01216	Regent Street - Centre to William to Mary to John To Anne		
		Storm Water Management	380,000
		Project Budget	\$380,000
C01217	Minor Storm Sewer Improvements (Catch Basin Installations)		
		Storm Water Management	10,000
		Project Budget	\$10,000

Storm Water

C01218	Engineering - King Street - William to Mary Street		
		Storm Water Management	20,000
		Project Budget	\$20,000
C01219	Engineering - King Street - William to Centre to Gage to Johnson		
		Storm Water Management	60,000
		Project Budget	\$60,000
		2026 Storm Water Subtotal	\$470,000

Wastewater

C01220	Construction - Queen Street (Mississauga to Simcoe Street)		
		Wastewater Capital Improvements	120,000
		Project Budget	\$120,000
C01221	King St (Prideaux to Front Street)		
		Wastewater Capital Improvements	10,000
		Project Budget	\$10,000
C01222	Gate Street (Queen to Prideaux Street)		
		Wastewater Capital Improvements	10,000
		Project Budget	\$10,000
C01223	King Street (Queen to Johnson Street)		
		Wastewater Capital Improvements	10,000
		Project Budget	\$10,000
		2026 Wastewater Subtotal	\$150,000

Water

C01201	Niagara Stone Road - Line 4 to Southbrook Winery		
		Water Capital Improvements	350,000
		Project Budget	\$350,000
C01202	Hampton Court - Nassau Street to West Street		
		Water Capital Improvements	80,000
		Project Budget	\$80,000
C01203	Niagara River Parkway - Dumfries to Clarence		
		Water Capital Improvements	150,000
		Project Budget	\$150,000
C01204	Engineering - Niagara Stone Road - Line 4 to Southbrook Winery		
		Water Capital Improvements	60,000
		Project Budget	\$60,000
		2026 Water Subtotal	\$640,000
		2026 subtotal	\$5,381,750

Appendix E: 2016 & 10-Year Capital Projects by Department

Department	2016	2017	2018	2019	2020	2021	2022	2023	2024	2025	2026	Grand Total
Building Services	0	0	0	0	0	0	35,000	35,000	0	0	0	70,000
By-Law Enforcement	0	0	35,000	0	0	35,000	0	0	0	0	0	70,000
Corporate Services	153,750	117,750	121,250	120,750	146,750	246,250	122,750	103,750	131,250	154,750	146,750	1,565,750
Fire & Emergency Services	580,000	560,000	285,000	210,000	100,000	35,000	35,000	35,000	485,000	480,000	1,040,000	3,845,000
Library	466,400	69,000	99,000	61,000	41,000	48,000	51,000	43,000	44,000	149,000	68,000	1,139,400
P & R Vehicles/Equipment	344,000	154,000	189,000	94,000	164,000	150,000	58,000	230,000	163,000	174,000	60,000	1,780,000
Parking Operations	100,000	24,000	178,000	80,000	70,000	35,000	0	0	50,000	0	650,000	1,187,000
Parks, Recreation & Facilities	737,700	715,000	3,405,375	362,000	490,000	275,000	282,000	470,000	202,000	510,000	159,000	7,608,075
PW Vehicles/Equipment	513,000	288,000	208,000	248,000	218,000	226,000	208,000	218,000	233,000	303,000	623,000	3,286,000
Roads Department	2,992,000	2,727,400	2,534,736	3,715,400	3,943,000	2,278,000	1,995,000	2,196,000	2,165,000	2,155,000	1,375,000	28,076,536
Storm Water	440,000	235,000	151,000	43,000	60,000	303,000	566,000	682,000	305,000	395,000	470,000	3,650,000
Street Lighting	54,000	54,000	54,000	54,000	54,000	0	0	0	0	0	0	270,000
Transit	22,500	27,500	17,500	0	550,000	0	0	0	140,000	0	0	757,500
Wastewater	352,000	470,000	525,000	615,000	478,000	765,000	530,000	380,000	365,000	545,000	150,000	5,175,000
Water	1,325,000	1,069,300	1,137,660	1,818,650	1,120,500	1,351,000	1,015,000	898,000	495,000	890,000	640,000	11,760,110
Grand Total	\$8,080,350	\$6,510,950	\$8,940,521	\$7,421,800	\$7,435,250	\$5,747,250	\$4,897,750	\$5,290,750	\$4,778,250	\$5,755,750	\$5,381,750	\$70,240,371
	11.5%	9.3%	12.7%	10.6%	10.6%	8.2%	7.0%	7.5%	6.8%	8.2%	7.7%	100.00%

Appendix F: 2016 & 10-Year Capital Projects by Reserve

Reserve	2016	2017	2018	2019	2020	2021	2022	2023	2024	2025	2026	Grand Total
Bridges & Culverts	400,000	0	0	0	0	0	0	0	0	0	0	400,000
Building Permit Surplus	0	0	15,000	0	15,000	0	0	0	0	15,000	0	45,000
Building Services Equipment	0	0	0	0	0	0	35,000	35,000	0	0	0	70,000
By-Law Vehicle & Equipment	0	0	35,000	0	0	35,000	0	0	0	0	0	70,000
Capital Reserve	2,622,315	2,775,897	1,939,123	2,014,892	2,782,967	968,492	1,236,192	2,047,592	2,367,092	2,459,592	2,079,592	23,293,746
Capital Variance	70,000	0	0	0	0	0	0	0	0	0	0	70,000
Community Centre	20,000	0	9,000	0	0	0	0	0	0	0	0	29,000
DC: Fire Facilities	0	0	187,500	0	0	0	0	0	0	0	0	187,500
DC: Library Facilities & Materials	108,160	53,100	75,600	31,500	31,500	30,600	29,700	28,800	27,900	27,000	27,000	470,860
DC: Parkland & Recreation	79,000	0	392,625	85,000	0	0	0	0	0	0	0	556,625
DC: Roads, Sidewalks & Lights	812,777	441,595	421,080	1,405,600	1,522,575	1,224,600	405,400	116,000	0	0	0	6,349,627
DC: Storm Sewers	0	0	52,440	0	0	0	58,906	69,300	0	0	0	180,646
DC: Wastewater Sewers	0	32,400	32,400	32,400	16,200	0	0	0	0	0	0	113,400
DC: Water Distribution	0	13,500	263,850	665,385	23,400	435,000	0	0	0	0	0	1,401,135
Dock Area Improvement	30,000	0	0	0	0	0	0	0	0	0	0	30,000
Donations	5,000	0	833,340	40,000	0	0	0	0	0	0	0	878,340
Federal Gas Tax	445,913	445,913	445,913	445,913	445,913	445,913	445,913	445,913	445,913	445,913	445,913	4,905,043
Fleet Replacement	383,000	432,000	317,000	342,000	382,000	376,000	266,000	448,000	396,000	477,000	683,000	4,502,000
Grants & Other	315,500	196,500	1,883,160	216,500	308,050	65,000	20,000	0	0	0	0	3,004,710
Library Computer	25,000	10,000	15,000	21,000	6,000	9,000	18,000	6,000	13,000	54,000	8,000	185,000
Library Development	8,200	5,900	8,400	8,500	3,500	8,400	3,300	8,200	3,100	68,000	33,000	158,500
Library Donations	131,040	0	0	0	0	0	0	0	0	0	0	131,040
OCIF	195,245	195,245	195,245	195,245	195,245	195,245	195,245	195,245	195,245	195,245	195,245	2,147,695
Ontario Disabilities Act	17,500	12,500	12,500	0	0	0	0	0	0	0	0	42,500
Park Dedication	242,000	195,000	234,375	130,000	85,000	0	152,000	0	115,000	184,000	0	1,337,375
Parking Revenue	118,700	24,000	178,000	80,000	70,000	35,000	0	0	50,000	0	650,000	1,205,700
Storm Water Management	400,000	235,000	98,560	43,000	60,000	303,000	507,094	612,700	305,000	395,000	470,000	3,429,354
Street Lighting	54,000	54,000	54,000	54,000	54,000	0	0	0	0	0	0	270,000
Wastewater Capital Improvements	272,000	332,600	367,600	457,600	336,800	700,000	510,000	380,000	365,000	545,000	150,000	4,416,600
Water Capital Improvements	1,325,000	1,055,800	873,810	1,153,265	1,097,100	916,000	1,015,000	898,000	495,000	890,000	640,000	10,358,975

Reserve	2016	2017	2018	2019	2020	2021	2022	2023	2024	2025	2026	Grand Total
Grand Total	\$8,080,350	\$6,510,950	\$8,940,521	\$7,421,800	\$7,435,250	\$5,747,250	\$4,897,750	\$5,290,750	\$4,778,250	\$5,755,750	\$5,381,750	\$70,240,371
	11.5%	9.3%	12.7%	10.6%	10.6%	8.2%	7.0%	7.5%	6.8%	8.2%	7.7%	100.00%

Appendix G: Reserve Continuity Schedules

All Reserves

Reserve	2015	2016	2017	2018	2019	2020	2021	2022	2023	2024	2025	2026
Base Mapping												
Opening Balance	12,500	0	0	0	0	0	0	0	0	0	0	0
Revenue												
Transfer From Operating	0	0	0	0	0	0	0	0	0	0	0	0
Transfer From Capital	0	0	0	0	0	0	0	0	0	0	0	0
	0	0	0	0	0	0	0	0	0	0	0	0
Expense												
Transfer to Capital	(12,500)	0	0	0	0	0	0	0	0	0	0	0
Transfer to Operating	0	0	0	0	0	0	0	0	0	0	0	0
	(12,500)	0	0	0	0	0	0	0	0	0	0	0
Projected Ending Balance	0	0	0	0	0	0	0	0	0	0	0	0
Bridges & Culverts												
Opening Balance	400,000	400,000	0	0	0	0	0	0	0	0	0	0
Revenue												
Transfer From Operating	0	0	0	0	0	0	0	0	0	0	0	0
	0	0	0	0	0	0	0	0	0	0	0	0
Expense												
Transfer to Capital	0	(400,000)	0	0	0	0	0	0	0	0	0	0
	0	(400,000)	0	0	0	0	0	0	0	0	0	0
Projected Ending Balance	400,000	0	0	0	0	0	0	0	0	0	0	0

Reserve	2015	2016	2017	2018	2019	2020	2021	2022	2023	2024	2025	2026
Building Permit Surplus												
Opening Balance	1,745,376	2,065,376	1,828,212	1,586,243	1,279,636	923,676	489,815	324,815	274,815	224,815	174,815	109,815
Revenue												
Transfer From Operating	335,000	335,000	335,000	300,000	250,000	200,000	150,000	150,000	150,000	150,000	150,000	150,000
Transfer From Capital	0	0	0	0	0	0	0	0	0	0	0	0
	335,000	335,000	335,000	300,000	250,000	200,000	150,000	150,000	150,000	150,000	150,000	150,000
Expense												
Transfer to Capital	(15,000)	0	0	(15,000)	0	(15,000)	0	0	0	0	(15,000)	0
Transfer to Operating	0	(572,164)	(576,969)	(591,607)	(605,960)	(618,861)	(315,000)	(200,000)	(200,000)	(200,000)	(200,000)	(200,000)
	(15,000)	(572,164)	(576,969)	(606,607)	(605,960)	(633,861)	(315,000)	(200,000)	(200,000)	(200,000)	(215,000)	(200,000)
Projected Ending Balance	2,065,376	1,828,212	1,586,243	1,279,636	923,676	489,815	324,815	274,815	224,815	174,815	109,815	59,815
Building Services Equipment												
Opening Balance	27,777	33,777	39,777	45,777	51,777	57,777	63,777	69,777	40,777	11,777	17,777	23,777
Revenue												
Transfer From Operating	6,000	6,000	6,000	6,000	6,000	6,000	6,000	6,000	6,000	6,000	6,000	6,000
Transfer From Capital	0	0	0	0	0	0	0	0	0	0	0	0
	6,000	6,000	6,000	6,000	6,000	6,000	6,000	6,000	6,000	6,000	6,000	6,000
Expense												
Transfer to Capital	0	0	0	0	0	0	0	(35,000)	(35,000)	0	0	0
Transfer to Operating	0	0	0	0	0	0	0	0	0	0	0	0
	0	0	0	0	0	0	0	(35,000)	(35,000)	0	0	0
Projected Ending Balance	33,777	39,777	45,777	51,777	57,777	63,777	69,777	40,777	11,777	17,777	23,777	29,777

Reserve	2015	2016	2017	2018	2019	2020	2021	2022	2023	2024	2025	2026
Building Stabilization												
Opening Balance	0	0	0	0	0	0	0	0	0	0	0	0
Revenue												
Transfer From Operating	0	0	0	0	0	0	0	0	0	0	0	0
Transfer From Capital	0	0	0	0	0	0	0	0	0	0	0	0
	0	0	0	0	0	0	0	0	0	0	0	0
Expense												
Transfer to Capital	0	0	0	0	0	0	0	0	0	0	0	0
Transfer to Operating	0	0	0	0	0	0	0	0	0	0	0	0
	0	0	0	0	0	0	0	0	0	0	0	0
Projected Ending Balance	0	0	0	0	0	0	0	0	0	0	0	0
By-Law Vehicle & Equipment												
Opening Balance	28,000	34,000	40,000	46,000	17,000	23,000	29,000	0	6,000	12,000	18,000	24,000
Revenue												
Transfer From Operating	6,000	6,000	6,000	6,000	6,000	6,000	6,000	6,000	6,000	6,000	6,000	6,000
Transfer From Capital	0	0	0	0	0	0	0	0	0	0	0	0
	6,000	6,000	6,000	6,000	6,000	6,000	6,000	6,000	6,000	6,000	6,000	6,000
Expense												
Transfer to Capital	0	0	0	(35,000)	0	0	(35,000)	0	0	0	0	0
Transfer to Operating	0	0	0	0	0	0	0	0	0	0	0	0
	0	0	0	(35,000)	0	0	(35,000)	0	0	0	0	0
Projected Ending Balance	34,000	40,000	46,000	17,000	23,000	29,000	0	6,000	12,000	18,000	24,000	30,000

Reserve	2015	2016	2017	2018	2019	2020	2021	2022	2023	2024	2025	2026
Capital Reserve												
Opening Balance	1,552,824	914,237	332,141	96,032	917,422	1,884,047	2,302,417	4,553,925	6,537,733	7,710,141	8,563,049	9,323,457
Revenue												
Transfer From Operating	2,569,555	2,337,687	2,587,436	2,808,161	3,028,985	3,248,985	3,250,000	3,250,000	3,250,000	3,250,000	3,250,000	3,250,000
Transfer From Capital	0	0	0	0	0	0	0	0	0	0	0	0
	2,569,555	2,337,687	2,587,436	2,808,161	3,028,985	3,248,985	3,250,000	3,250,000	3,250,000	3,250,000	3,250,000	3,250,000
Expense												
Transfer to Capital	(3,111,093)	(2,622,315)	(2,775,897)	(1,939,123)	(2,014,892)	(2,782,967)	(968,492)	(1,236,192)	(2,047,592)	(2,367,092)	(2,459,592)	(2,079,592)
Transfer to Operating	(97,048)	(297,468)	(47,648)	(47,648)	(47,468)	(47,648)	(30,000)	(30,000)	(30,000)	(30,000)	(30,000)	(30,000)
	(3,208,142)	(2,919,783)	(2,823,545)	(1,986,771)	(2,062,360)	(2,830,615)	(998,492)	(1,266,192)	(2,077,592)	(2,397,092)	(2,489,592)	(2,109,592)
Projected Ending Balance	914,237	332,141	96,032	917,422	1,884,047	2,302,417	4,553,925	6,537,733	7,710,141	8,563,049	9,323,457	10,463,865
Capital Variance												
Opening Balance	234,727	168,559	98,559	98,559	98,559	98,559	98,559	98,559	98,559	98,559	98,559	98,559
Revenue												
Transfer From Operating	0	0	0	0	0	0	0	0	0	0	0	0
Transfer From Capital	0	0	0	0	0	0	0	0	0	0	0	0
	0	0	0	0	0	0	0	0	0	0	0	0
Expense												
Transfer to Capital	(66,168)	(70,000)	0	0	0	0	0	0	0	0	0	0
Transfer to Operating	0	0	0	0	0	0	0	0	0	0	0	0
	(66,168)	(70,000)	0	0	0	0	0	0	0	0	0	0
Projected Ending Balance	168,559	98,559	98,559	98,559	98,559	98,559	98,559	98,559	98,559	98,559	98,559	98,559

Reserve	2015	2016	2017	2018	2019	2020	2021	2022	2023	2024	2025	2026
Cash-in-Lieu of Parking												
Opening Balance	386,064	386,064	336,064	336,064	336,064	336,064	336,064	336,064	336,064	336,064	336,064	336,064
Revenue												
Transfer From Operating	0	0	0	0	0	0	0	0	0	0	0	0
Transfer From Capital	0	0	0	0	0	0	0	0	0	0	0	0
Developers	0	0	0	0	0	0	0	0	0	0	0	0
	0	0	0	0	0	0	0	0	0	0	0	0
Expense												
Transfer to Capital	0	0	0	0	0	0	0	0	0	0	0	0
Transfer to Operating	0	(50,000)	0	0	0	0	0	0	0	0	0	0
	0	(50,000)	0	0	0	0	0	0	0	0	0	0
Projected Ending Balance	386,064	336,064	336,064	336,064	336,064	336,064	336,064	336,064	336,064	336,064	336,064	336,064
Community Centre												
Opening Balance	143,852	102,852	62,852	52,852	53,852	63,852	73,852	83,852	93,852	103,852	113,852	123,852
Revenue												
Transfer From Operating	10,000	10,000	10,000	10,000	10,000	10,000	10,000	10,000	10,000	10,000	10,000	10,000
Transfer From Capital	0	0	0	0	0	0	0	0	0	0	0	0
	10,000	10,000	10,000	10,000	10,000	10,000	10,000	10,000	10,000	10,000	10,000	10,000
Expense												
Transfer to Capital	(11,000)	(20,000)	0	(9,000)	0	0	0	0	0	0	0	0
Transfer to Operating	(40,000)	(30,000)	(20,000)	0	0	0	0	0	0	0	0	0
	(51,000)	(50,000)	(20,000)	(9,000)	0	0	0	0	0	0	0	0
Projected Ending Balance	102,852	62,852	52,852	53,852	63,852	73,852	83,852	93,852	103,852	113,852	123,852	133,852

Reserve	2015	2016	2017	2018	2019	2020	2021	2022	2023	2024	2025	2026
Computer Equipment												
Opening Balance	35,971	0	0	0	0	0	0	0	0	0	0	0
Revenue												
Transfer From Operating	0	0	0	0	0	0	0	0	0	0	0	0
Transfer From Capital	0	0	0	0	0	0	0	0	0	0	0	0
	0	0	0	0	0	0	0	0	0	0	0	0
Expense												
Transfer to Capital	(35,971)	0	0	0	0	0	0	0	0	0	0	0
Transfer to Operating	0	0	0	0	0	0	0	0	0	0	0	0
	(35,971)	0	0	0	0	0	0	0	0	0	0	0
Projected Ending Balance	0	0	0	0	0	0	0	0	0	0	0	0
Contingency												
Opening Balance	325,786	325,786	325,786	325,786	325,786	325,786	325,786	325,786	325,786	325,786	325,786	325,786
Revenue												
Transfer From Operating	0	0	0	0	0	0	0	0	0	0	0	0
Transfer From Capital	0	0	0	0	0	0	0	0	0	0	0	0
	0	0	0	0	0	0	0	0	0	0	0	0
Expense												
Transfer to Capital	0	0	0	0	0	0	0	0	0	0	0	0
Transfer to Operating	0	0	0	0	0	0	0	0	0	0	0	0
	0	0	0	0	0	0	0	0	0	0	0	0
Projected Ending Balance	325,786	325,786	325,786	325,786	325,786	325,786	325,786	325,786	325,786	325,786	325,786	325,786

Reserve	2015	2016	2017	2018	2019	2020	2021	2022	2023	2024	2025	2026
Corporate Studies												
Opening Balance	153,860	170,360	136,860	153,360	169,860	186,360	202,860	219,360	235,860	252,360	268,860	285,360
Revenue												
Transfer From Operating	16,500	16,500	16,500	16,500	16,500	16,500	16,500	16,500	16,500	16,500	16,500	16,500
Transfer From Capital	0	0	0	0	0	0	0	0	0	0	0	0
	16,500	16,500	16,500	16,500	16,500	16,500	16,500	16,500	16,500	16,500	16,500	16,500
Expense												
Transfer to Capital	0	0	0	0	0	0	0	0	0	0	0	0
Transfer to Operating	0	(50,000)	0	0	0	0	0	0	0	0	0	0
	0	(50,000)	0	0	0	0	0	0	0	0	0	0
Projected Ending Balance	170,360	136,860	153,360	169,860	186,360	202,860	219,360	235,860	252,360	268,860	285,360	301,860
DC: Development Related Studies												
Opening Balance	406,336	455,761	495,761	536,761	578,761	625,761	673,761	722,761	772,761	827,761	882,761	937,761
Revenue												
Transfer From Operating	0	0	0	0	0	0	0	0	0	0	0	0
Transfer From Capital	0	0	0	0	0	0	0	0	0	0	0	0
Developers	47,565	40,000	41,000	42,000	47,000	48,000	49,000	50,000	55,000	55,000	55,000	55,000
Investment Income	1,861	0	0	0	0	0	0	0	0	0	0	0
	49,426	40,000	41,000	42,000	47,000	48,000	49,000	50,000	55,000	55,000	55,000	55,000
Expense												
Transfer to Capital	0	0	0	0	0	0	0	0	0	0	0	0
Transfer to Operating	0	0	0	0	0	0	0	0	0	0	0	0
	0	0	0	0	0	0	0	0	0	0	0	0
Projected Ending Balance	455,761	495,761	536,761	578,761	625,761	673,761	722,761	772,761	827,761	882,761	937,761	992,761

Reserve	2015	2016	2017	2018	2019	2020	2021	2022	2023	2024	2025	2026
DC: Fire Facilities												
Opening Balance	55,893	(112,996)	(81,842)	(44,604)	(188,316)	79,684	354,684	636,684	925,684	1,244,684	1,563,684	1,882,684
Revenue												
Transfer From Operating	0	0	0	0	0	0	0	0	0	0	0	0
Transfer From Capital	0	0	0	0	0	0	0	0	0	0	0	0
Developers	272,008	229,000	235,000	241,000	268,000	275,000	282,000	289,000	319,000	319,000	319,000	319,000
Investment Income	256	0	0	0	0	0	0	0	0	0	0	0
	272,264	229,000	235,000	241,000	268,000	275,000	282,000	289,000	319,000	319,000	319,000	319,000
Expense												
Transfer to Capital	(160,000)	0	0	(187,500)	0	0	0	0	0	0	0	0
Transfer to Operating	(281,153)	(197,846)	(197,762)	(197,212)	0	0	0	0	0	0	0	0
	(441,153)	(197,846)	(197,762)	(384,712)	0	0	0	0	0	0	0	0
Projected Ending Balance	(112,996)	(81,842)	(44,604)	(188,316)	79,684	354,684	636,684	925,684	1,244,684	1,563,684	1,882,684	2,201,684
DC: Library Facilities & Materials												
Opening Balance	213,945	289,194	242,634	253,134	243,134	290,234	340,334	393,334	449,234	522,034	595,734	670,334
Revenue												
Transfer From Operating	0	0	0	0	0	0	0	0	0	0	0	0
Transfer From Capital	0	0	0	0	0	0	0	0	0	0	0	0
Developers	129,169	76,000	78,000	80,000	93,000	96,000	98,000	100,000	116,000	116,000	116,000	116,000
Investment Income	980	0	0	0	0	0	0	0	0	0	0	0
	130,149	76,000	78,000	80,000	93,000	96,000	98,000	100,000	116,000	116,000	116,000	116,000
Expense												
Transfer to Capital	(54,900)	(108,160)	(53,100)	(75,600)	(31,500)	(31,500)	(30,600)	(29,700)	(28,800)	(27,900)	(27,000)	(27,000)
Transfer to Operating	0	(14,400)	(14,400)	(14,400)	(14,400)	(14,400)	(14,400)	(14,400)	(14,400)	(14,400)	(14,400)	(14,400)
	(54,900)	(122,560)	(67,500)	(90,000)	(45,900)	(45,900)	(45,000)	(44,100)	(43,200)	(42,300)	(41,400)	(41,400)
Projected Ending Balance	289,194	242,634	253,134	243,134	290,234	340,334	393,334	449,234	522,034	595,734	670,334	744,934

Reserve	2015	2016	2017	2018	2019	2020	2021	2022	2023	2024	2025	2026
DC: Parkland & Recreation												
Opening Balance	1,129,404	907,376	873,376	919,576	574,351	544,851	601,851	660,351	720,351	789,351	858,351	927,351
Revenue												
Transfer From Operating	0	0	0	0	0	0	0	0	0	0	0	0
Transfer From Capital	0	0	0	0	0	0	0	0	0	0	0	0
Developers	256,439	45,000	46,200	47,400	55,500	57,000	58,500	60,000	69,000	69,000	69,000	69,000
Investment Income	5,172	0	0	0	0	0	0	0	0	0	0	0
	261,610	45,000	46,200	47,400	55,500	57,000	58,500	60,000	69,000	69,000	69,000	69,000
Expense												
Transfer to Capital	(483,638)	(79,000)	0	(392,625)	(85,000)	0	0	0	0	0	0	0
Transfer to Operating	0	0	0	0	0	0	0	0	0	0	0	0
	(483,638)	(79,000)	0	(392,625)	(85,000)	0	0	0	0	0	0	0
Projected Ending Balance	907,376	873,376	919,576	574,351	544,851	601,851	660,351	720,351	789,351	858,351	927,351	996,351
DC: Roads, Sidewalks & Lights												
Opening Balance	2,490,211	2,884,042	2,662,229	2,826,250	3,026,050	2,315,810	1,505,690	1,011,250	1,354,325	2,071,045	2,724,895	3,378,745
Revenue												
Transfer From Operating	0	0	0	0	0	0	0	0	0	0	0	0
Transfer From Capital	0	0	0	0	0	0	0	0	0	0	0	0
Developers	1,209,879	590,964	605,616	620,880	695,360	712,455	730,160	748,475	832,720	653,850	653,850	653,850
Investment Income	11,403	0	0	0	0	0	0	0	0	0	0	0
	1,221,282	590,964	605,616	620,880	695,360	712,455	730,160	748,475	832,720	653,850	653,850	653,850
Expense												
Transfer to Capital	(827,451)	(812,777)	(441,595)	(421,080)	(1,405,600)	(1,522,575)	(1,224,600)	(405,400)	(116,000)	0	0	0
Transfer to Operating	0	0	0	0	0	0	0	0	0	0	0	0
	(827,451)	(812,777)	(441,595)	(421,080)	(1,405,600)	(1,522,575)	(1,224,600)	(405,400)	(116,000)	0	0	0
Projected Ending Balance	2,884,042	2,662,229	2,826,250	3,026,050	2,315,810	1,505,690	1,011,250	1,354,325	2,071,045	2,724,895	3,378,745	4,032,595

Reserve	2015	2016	2017	2018	2019	2020	2021	2022	2023	2024	2025	2026
DC: St. Davids Area Specific Sewer												
Opening Balance	517,878	660,073	632,901	609,368	588,331	571,023	556,299	545,146	536,587	531,623	530,232	532,461
Revenue												
Transfer From Operating	0	0	0	0	0	0	0	0	0	0	0	0
Transfer From Capital	0	0	0	0	0	0	0	0	0	0	0	0
Developers	224,501	56,000	58,000	59,000	61,000	62,000	64,000	65,000	67,000	69,000	71,000	71,000
Investment Income	2,371	0	0	0	0	0	0	0	0	0	0	0
	226,872	56,000	58,000	59,000	61,000	62,000	64,000	65,000	67,000	69,000	71,000	71,000
Expense												
Transfer to Capital	0	0	0	0	0	0	0	0	0	0	0	0
Transfer to Operating	(84,677)	(83,172)	(81,533)	(80,037)	(78,308)	(76,724)	(75,153)	(73,559)	(71,964)	(70,391)	(68,771)	(70,000)
	(84,677)	(83,172)	(81,533)	(80,037)	(78,308)	(76,724)	(75,153)	(73,559)	(71,964)	(70,391)	(68,771)	(70,000)
Projected Ending Balance	660,073	632,901	609,368	588,331	571,023	556,299	545,146	536,587	531,623	530,232	532,461	533,461
DC: Storm Sewers												
Opening Balance	1,313,156	1,547,763	1,647,763	1,747,763	1,795,323	1,895,323	1,995,323	2,095,323	2,136,417	2,167,117	2,267,117	2,367,117
Revenue												
Transfer From Operating	0	0	0	0	0	0	0	0	0	0	0	0
Transfer From Capital	0	0	0	0	0	0	0	0	0	0	0	0
Developers	277,480	100,000	100,000	100,000	100,000	100,000	100,000	100,000	100,000	100,000	100,000	0
Investment Income	6,013	0	0	0	0	0	0	0	0	0	0	0
	283,493	100,000	100,000	100,000	100,000	100,000	100,000	100,000	100,000	100,000	100,000	0
Expense												
Transfer to Capital	(48,886)	0	0	(52,440)	0	0	0	(58,906)	(69,300)	0	0	0
Transfer to Operating	0	0	0	0	0	0	0	0	0	0	0	0
	(48,886)	0	0	(52,440)	0	0	0	(58,906)	(69,300)	0	0	0
Projected Ending Balance	1,547,763	1,647,763	1,747,763	1,795,323	1,895,323	1,995,323	2,095,323	2,136,417	2,167,117	2,267,117	2,367,117	2,367,117

Reserve	2015	2016	2017	2018	2019	2020	2021	2022	2023	2024	2025	2026
DC: Wastewater Sewers												
Opening Balance	272,573	225,658	246,658	236,258	226,858	224,458	240,258	273,258	307,258	349,258	379,258	409,258
Revenue												
Transfer From Operating	0	0	0	0	0	0	0	0	0	0	0	0
Transfer From Capital	0	0	0	0	0	0	0	0	0	0	0	0
Developers	30,116	38,000	39,000	40,000	47,000	49,000	50,000	51,000	59,000	47,000	47,000	47,000
Investment Income	1,248	0	0	0	0	0	0	0	0	0	0	0
	31,364	38,000	39,000	40,000	47,000	49,000	50,000	51,000	59,000	47,000	47,000	47,000
Expense												
Transfer to Capital	(61,280)	0	(32,400)	(32,400)	(32,400)	(16,200)	0	0	0	0	0	0
Transfer to Operating	(17,000)	(17,000)	(17,000)	(17,000)	(17,000)	(17,000)	(17,000)	(17,000)	(17,000)	(17,000)	(17,000)	(17,000)
	(78,280)	(17,000)	(49,400)	(49,400)	(49,400)	(33,200)	(17,000)	(17,000)	(17,000)	(17,000)	(17,000)	(17,000)
Projected Ending Balance	225,658	246,658	236,258	226,858	224,458	240,258	273,258	307,258	349,258	379,258	409,258	439,258
DC: Water Distribution												
Opening Balance	(175,563)	(84,837)	(11,837)	49,663	(138,187)	(717,572)	(652,972)	(997,972)	(905,972)	(802,972)	(713,972)	(624,972)
Revenue												
Transfer From Operating	0	0	0	0	0	0	0	0	0	0	0	0
Transfer From Capital	0	0	0	0	0	0	0	0	0	0	0	0
Developers	91,530	73,000	75,000	76,000	86,000	88,000	90,000	92,000	103,000	89,000	89,000	89,000
Investment Income	(804)	0	0	0	0	0	0	0	0	0	0	0
	90,726	73,000	75,000	76,000	86,000	88,000	90,000	92,000	103,000	89,000	89,000	89,000
Expense												
Transfer to Capital	0	0	(13,500)	(263,850)	(665,385)	(23,400)	(435,000)	0	0	0	0	0
Transfer to Operating	0	0	0	0	0	0	0	0	0	0	0	0
	0	0	(13,500)	(263,850)	(665,385)	(23,400)	(435,000)	0	0	0	0	0
Projected Ending Balance	(84,837)	(11,837)	49,663	(138,187)	(717,572)	(652,972)	(997,972)	(905,972)	(802,972)	(713,972)	(624,972)	(535,972)

Reserve	2015	2016	2017	2018	2019	2020	2021	2022	2023	2024	2025	2026
Debt Reduction												
Opening Balance	6,873	0	0	0	0	0	0	0	0	0	0	0
Revenue												
Transfer From Operating	0	0	0	0	0	0	0	0	0	0	0	0
Transfer From Capital	0	0	0	0	0	0	0	0	0	0	0	0
	0	0	0	0	0	0	0	0	0	0	0	0
Expense												
Transfer to Capital	(6,873)	0	0	0	0	0	0	0	0	0	0	0
Transfer to Operating	0	0	0	0	0	0	0	0	0	0	0	0
	(6,873)	0	0	0	0	0	0	0	0	0	0	0
Projected Ending Balance	0	0	0	0	0	0	0	0	0	0	0	0

Dock Area Improvements												
Opening Balance	582,521	639,742	689,742	789,742	889,742	989,742	1,089,742	1,189,742	1,289,742	1,389,742	1,489,742	1,589,742
Revenue												
Transfer From Operating	100,000	100,000	100,000	100,000	100,000	100,000	100,000	100,000	100,000	100,000	100,000	100,000
Transfer From Capital	0	0	0	0	0	0	0	0	0	0	0	0
	100,000	100,000	100,000	100,000	100,000	100,000	100,000	100,000	100,000	100,000	100,000	100,000
Expense												
Transfer to Capital	(42,779)	(30,000)	0	0	0	0	0	0	0	0	0	0
Transfer to Operating	0	(20,000)	0	0	0	0	0	0	0	0	0	0
	(42,779)	(50,000)	0	0	0	0	0	0	0	0	0	0
Projected Ending Balance	639,742	689,742	789,742	889,742	989,742	1,089,742	1,189,742	1,289,742	1,389,742	1,489,742	1,589,742	1,689,742

Reserve	2015	2016	2017	2018	2019	2020	2021	2022	2023	2024	2025	2026
Donation												
Opening Balance	0	0	0	0	0	0	0	0	0	0	600,000	600,000
Revenue												
Transfer From Operating	0	5,000	0	833,340	40,000	0	0	0	0	600,000	0	0
Transfer From Capital	0	0	0	0	0	0	0	0	0	0	0	0
	0	5,000	0	833,340	40,000	0	0	0	0	600,000	0	0
Expense												
Transfer to Capital	0	(5,000)	0	(833,340)	(40,000)	0	0	0	0	0	0	0
Transfer to Operating	0	0	0	0	0	0	0	0	0	0	0	0
	0	(5,000)	0	(833,340)	(40,000)	0	0	0	0	0	0	0
Projected Ending Balance	0	0	0	0	0	0	0	0	0	600,000	600,000	600,000
Economic Development												
Opening Balance	11,191	0	0	0	0	0	0	0	0	0	0	0
Revenue												
Transfer From Operating	0	0	0	0	0	0	0	0	0	0	0	0
Transfer From Capital	0	0	0	0	0	0	0	0	0	0	0	0
	0	0	0	0	0	0	0	0	0	0	0	0
Expense												
Transfer to Capital	(11,191)	0	0	0	0	0	0	0	0	0	0	0
Transfer to Operating	0	0	0	0	0	0	0	0	0	0	0	0
	(11,191)	0	0	0	0	0	0	0	0	0	0	0
Projected Ending Balance	0	0	0	0	0	0	0	0	0	0	0	0

Reserve	2015	2016	2017	2018	2019	2020	2021	2022	2023	2024	2025	2026
Elections												
Opening Balance	(6,266)	11,734	30,234	49,234	3,734	23,734	43,734	63,734	18,734	38,734	58,734	78,734
Revenue												
Transfer From Operating	18,000	18,500	19,000	19,500	20,000	20,000	20,000	20,000	20,000	20,000	20,000	20,000
Transfer From Capital	0	0	0	0	0	0	0	0	0	0	0	0
	18,000	18,500	19,000	19,500	20,000	20,000	20,000	20,000	20,000	20,000	20,000	20,000
Expense												
Transfer to Capital	0	0	0	0	0	0	0	0	0	0	0	0
Transfer to Operating	0	0	0	(65,000)	0	0	0	(65,000)	0	0	0	(65,000)
	0	0	0	(65,000)	0	0	0	(65,000)	0	0	0	(65,000)
Projected Ending Balance	11,734	30,234	49,234	3,734	23,734	43,734	63,734	18,734	38,734	58,734	78,734	33,734
Federal Gas Tax												
Opening Balance	0	0	0	0	0	0	0	0	0	0	0	0
Revenue												
Transfer From Operating	445,913	445,913	445,913	445,913	445,913	445,913	445,913	445,913	445,913	445,913	445,913	445,913
Transfer From Capital	0	0	0	0	0	0	0	0	0	0	0	0
	445,913	445,913	445,913	445,913	445,913	445,913	445,913	445,913	445,913	445,913	445,913	445,913
Expense												
Transfer to Capital	(445,913)	(445,913)	(445,913)	(445,913)	(445,913)	(445,913)	(445,913)	(445,913)	(445,913)	(445,913)	(445,913)	(445,913)
Transfer to Operating	0	0	0	0	0	0	0	0	0	0	0	0
	(445,913)	(445,913)	(445,913)	(445,913)	(445,913)	(445,913)	(445,913)	(445,913)	(445,913)	(445,913)	(445,913)	(445,913)
Projected Ending Balance	0	0	0	0	0	0	0	0	0	0	0	0

Reserve	2015	2016	2017	2018	2019	2020	2021	2022	2023	2024	2025	2026
Fire Vehicle & Equipment												
Opening Balance	24,341	0	0	0	0	0	0	0	0	0	0	0
Revenue												
Transfer From Operating	0	0	0	0	0	0	0	0	0	0	0	0
Transfer From Capital	0	0	0	0	0	0	0	0	0	0	0	0
	0	0	0	0	0	0	0	0	0	0	0	0
Expense												
Transfer to Capital	(24,341)	0	0	0	0	0	0	0	0	0	0	0
Transfer to Operating	0	0	0	0	0	0	0	0	0	0	0	0
	(24,341)	0	0	0	0	0	0	0	0	0	0	0
Projected Ending Balance	0	0	0	0	0	0	0	0	0	0	0	0
Fleet Replacement												
Opening Balance	415,913	330,687	263,110	140,694	130,781	93,233	13,306	(42,694)	11,306	(116,694)	(192,694)	(349,694)
Revenue												
Transfer From Operating	325,000	315,423	309,584	307,087	304,452	302,073	320,000	320,000	320,000	320,000	320,000	320,000
Transfer From Capital	0	0	0	0	0	0	0	0	0	0	0	0
	325,000	315,423	309,584	307,087	304,452	302,073	320,000	320,000	320,000	320,000	320,000	320,000
Expense												
Transfer to Capital	(410,226)	(383,000)	(432,000)	(317,000)	(342,000)	(382,000)	(376,000)	(266,000)	(448,000)	(396,000)	(477,000)	(683,000)
Transfer to Operating	0	0	0	0	0	0	0	0	0	0	0	0
	(410,226)	(383,000)	(432,000)	(317,000)	(342,000)	(382,000)	(376,000)	(266,000)	(448,000)	(396,000)	(477,000)	(683,000)
Projected Ending Balance	330,687	263,110	140,694	130,781	93,233	13,306	(42,694)	11,306	(116,694)	(192,694)	(349,694)	(712,694)

Reserve	2015	2016	2017	2018	2019	2020	2021	2022	2023	2024	2025	2026
Future Facilities												
Opening Balance	0	0	0	0	0	0	0	0	0	0	0	0
Revenue												
Transfer From Operating	0	0	0	0	0	0	0	0	0	0	0	0
Transfer From Capital	0	0	0	0	0	0	0	0	0	0	0	0
	0	0	0	0	0	0	0	0	0	0	0	0
Expense												
Transfer to Capital	0	0	0	0	0	0	0	0	0	0	0	0
Transfer to Operating	0	0	0	0	0	0	0	0	0	0	0	0
	0	0	0	0	0	0	0	0	0	0	0	0
Projected Ending Balance	0	0	0	0	0	0	0	0	0	0	0	0
Grants & Other												
Opening Balance	0	0	0	0	0	0	0	0	0	0	0	0
Revenue												
Transfer From Operating	134,000	315,500	196,500	1,883,160	216,500	308,050	65,000	20,000	0	0	0	0
Transfer From Capital	0	0	0	0	0	0	0	0	0	0	0	0
	134,000	315,500	196,500	1,883,160	216,500	308,050	65,000	20,000	0	0	0	0
Expense												
Transfer to Capital	(134,000)	(315,500)	(196,500)	(1,883,160)	(216,500)	(308,050)	(65,000)	(20,000)	0	0	0	0
Transfer to Operating	0	0	0	0	0	0	0	0	0	0	0	0
	(134,000)	(315,500)	(196,500)	(1,883,160)	(216,500)	(308,050)	(65,000)	(20,000)	0	0	0	0
Projected Ending Balance	0	0	0	0	0	0	0	0	0	0	0	0

Reserve	2015	2016	2017	2018	2019	2020	2021	2022	2023	2024	2025	2026
Insurance												
Opening Balance	144,190	224,190	304,190	384,190	464,190	544,190	624,190	704,190	784,190	864,190	944,190	1,024,190
Revenue												
Transfer From Operating	80,000	80,000	80,000	80,000	80,000	80,000	80,000	80,000	80,000	80,000	80,000	80,000
Transfer From Capital	0	0	0	0	0	0	0	0	0	0	0	0
	80,000	80,000	80,000	80,000	80,000	80,000	80,000	80,000	80,000	80,000	80,000	80,000
Expense												
Transfer to Capital	0	0	0	0	0	0	0	0	0	0	0	0
Transfer to Operating	0	0	0	0	0	0	0	0	0	0	0	0
	0	0	0	0	0	0	0	0	0	0	0	0
Projected Ending Balance	224,190	304,190	384,190	464,190	544,190	624,190	704,190	784,190	864,190	944,190	1,024,190	1,104,190
Irrigation												
Opening Balance	119,021	119,021	119,021	119,021	119,021	119,021	119,021	119,021	119,021	119,021	119,021	119,021
Revenue												
Transfer From Operating	0	0	0	0	0	0	0	0	0	0	0	0
Transfer From Capital	0	0	0	0	0	0	0	0	0	0	0	0
	0	0	0	0	0	0	0	0	0	0	0	0
Expense												
Transfer to Capital	0	0	0	0	0	0	0	0	0	0	0	0
Transfer to Operating	0	0	0	0	0	0	0	0	0	0	0	0
	0	0	0	0	0	0	0	0	0	0	0	0
Projected Ending Balance	119,021	119,021	119,021	119,021	119,021	119,021	119,021	119,021	119,021	119,021	119,021	119,021

Reserve	2015	2016	2017	2018	2019	2020	2021	2022	2023	2024	2025	2026
Land Acquisition												
Opening Balance	18,324	0	0	0	0	0	0	0	0	0	0	0
Revenue												
Transfer From Operating	0	0	0	0	0	0	0	0	0	0	0	0
Transfer From Capital	0	0	0	0	0	0	0	0	0	0	0	0
	0	0	0	0	0	0	0	0	0	0	0	0
Expense												
Transfer to Capital	(18,324)	0	0	0	0	0	0	0	0	0	0	0
Transfer to Operating	0	0	0	0	0	0	0	0	0	0	0	0
	(18,324)	0	0	0	0	0	0	0	0	0	0	0
Projected Ending Balance	0	0	0	0	0	0	0	0	0	0	0	0
Library Bequest												
Opening Balance	16,202	142	142	142	142	142	142	142	142	142	142	142
Revenue												
Transfer From Operating	0	0	0	0	0	0	0	0	0	0	0	0
Transfer From Capital	0	0	0	0	0	0	0	0	0	0	0	0
Investment Income	37	0	0	0	0	0	0	0	0	0	0	0
	37	0	0	0	0	0	0	0	0	0	0	0
Expense												
Transfer to Capital	(16,098)	0	0	0	0	0	0	0	0	0	0	0
Transfer to Operating	0	0	0	0	0	0	0	0	0	0	0	0
	(16,098)	0	0	0	0	0	0	0	0	0	0	0
Projected Ending Balance	142	142	142	142	142	142	142	142	142	142	142	142

Reserve	2015	2016	2017	2018	2019	2020	2021	2022	2023	2024	2025	2026
Library Computer												
Opening Balance	14,852	14,667	2,267	4,867	2,467	(5,933)	667	4,267	(1,133)	5,467	5,067	(36,433)
Revenue												
Transfer From Operating	0	12,500	12,500	12,500	12,500	12,500	12,500	12,500	12,500	12,500	12,500	12,500
Transfer From Capital	0	0	0	0	0	0	0	0	0	0	0	0
Investment Income	(186)	100	100	100	100	100	100	100	100	100	0	0
	(186)	12,600	12,600	12,600	12,600	12,600	12,600	12,600	12,600	12,600	12,500	12,500
Expense												
Transfer to Capital	0	(25,000)	(10,000)	(15,000)	(21,000)	(6,000)	(9,000)	(18,000)	(6,000)	(13,000)	(54,000)	(8,000)
Transfer to Operating	0	0	0	0	0	0	0	0	0	0	0	0
	0	(25,000)	(10,000)	(15,000)	(21,000)	(6,000)	(9,000)	(18,000)	(6,000)	(13,000)	(54,000)	(8,000)
Projected Ending Balance	14,667	2,267	4,867	2,467	(5,933)	667	4,267	(1,133)	5,467	5,067	(36,433)	(31,933)
Library Development												
Opening Balance	26,991	22,316	19,838	19,660	16,982	14,204	16,426	15,596	19,866	19,236	23,706	(36,794)
Revenue												
Transfer From Operating	1,400	5,652	5,652	5,652	5,652	5,652	7,500	7,500	7,500	7,500	7,500	7,500
Transfer From Capital	0	0	0	0	0	0	0	0	0	0	0	0
Investment Income	25	70	70	70	70	70	70	70	70	70	0	0
	1,425	5,722	5,722	5,722	5,722	5,722	7,570	7,570	7,570	7,570	7,500	7,500
Expense												
Transfer to Capital	(6,100)	(8,200)	(5,900)	(8,400)	(8,500)	(3,500)	(8,400)	(3,300)	(8,200)	(3,100)	(68,000)	(33,000)
Transfer to Operating	0	0	0	0	0	0	0	0	0	0	0	0
	(6,100)	(8,200)	(5,900)	(8,400)	(8,500)	(3,500)	(8,400)	(3,300)	(8,200)	(3,100)	(68,000)	(33,000)
Projected Ending Balance	22,316	19,838	19,660	16,982	14,204	16,426	15,596	19,866	19,236	23,706	(36,794)	(62,294)

Reserve	2015	2016	2017	2018	2019	2020	2021	2022	2023	2024	2025	2026
Library Donations												
Opening Balance	0	1,000	1,000	10,000	19,000	28,000	37,000	46,000	55,000	64,000	73,000	82,000
Revenue												
Transfer From Operating	1,000	131,040	9,000	9,000	9,000	9,000	9,000	9,000	9,000	9,000	9,000	9,000
Transfer From Capital	0	0	0	0	0	0	0	0	0	0	0	0
	1,000	131,040	9,000	9,000	9,000	9,000	9,000	9,000	9,000	9,000	9,000	9,000
Expense												
Transfer to Capital	0	(131,040)	0	0	0	0	0	0	0	0	0	0
Transfer to Operating	0	0	0	0	0	0	0	0	0	0	0	0
	0	(131,040)	0	0	0	0	0	0	0	0	0	0
Projected Ending Balance	1,000	1,000	10,000	19,000	28,000	37,000	46,000	55,000	64,000	73,000	82,000	91,000
OCIF												
Opening Balance	0	0	0	0	0	0	0	0	0	0	0	0
Revenue												
Transfer From Operating	195,245	195,245	195,245	195,245	195,245	195,245	195,245	195,245	195,245	195,245	195,245	195,245
Transfer From Capital	0	0	0	0	0	0	0	0	0	0	0	0
	195,245	195,245	195,245	195,245	195,245	195,245	195,245	195,245	195,245	195,245	195,245	195,245
Expense												
Transfer to Capital	(195,245)	(195,245)	(195,245)	(195,245)	(195,245)	(195,245)	(195,245)	(195,245)	(195,245)	(195,245)	(195,245)	(195,245)
Transfer to Operating	0	0	0	0	0	0	0	0	0	0	0	0
	(195,245)	(195,245)	(195,245)	(195,245)	(195,245)	(195,245)	(195,245)	(195,245)	(195,245)	(195,245)	(195,245)	(195,245)
Projected Ending Balance	0	0	0	0	0	0	0	0	0	0	0	0

Reserve	2015	2016	2017	2018	2019	2020	2021	2022	2023	2024	2025	2026
Ontario Disabilities Act												
Opening Balance	117,853	45,117	47,617	55,117	62,617	82,617	102,617	122,617	142,617	162,617	182,617	202,617
Revenue												
Transfer From Operating	4,764	20,000	20,000	20,000	20,000	20,000	20,000	20,000	20,000	20,000	20,000	20,000
Transfer From Capital	0	0	0	0	0	0	0	0	0	0	0	0
	4,764	20,000	20,000	20,000	20,000	20,000	20,000	20,000	20,000	20,000	20,000	20,000
Expense												
Transfer to Capital	(77,500)	(17,500)	(12,500)	(12,500)	0	0	0	0	0	0	0	0
Transfer to Operating	0	0	0	0	0	0	0	0	0	0	0	0
	(77,500)	(17,500)	(12,500)	(12,500)	0	0	0	0	0	0	0	0
Projected Ending Balance	45,117	47,617	55,117	62,617	82,617	102,617	122,617	142,617	162,617	182,617	202,617	222,617
Park Dedication												
Opening Balance	781,079	242,023	150,023	105,023	20,648	40,648	105,648	255,648	253,648	403,648	438,648	404,648
Revenue												
Transfer From Operating	0	0	0	0	0	0	0	0	0	0	0	0
Transfer From Capital	0	0	0	0	0	0	0	0	0	0	0	0
Developers	62,500	150,000	150,000	150,000	150,000	150,000	150,000	150,000	150,000	150,000	150,000	150,000
Investment Income	3,559	0	0	0	0	0	0	0	0	0	0	0
	66,059	150,000	150,000	150,000	150,000	150,000	150,000	150,000	150,000	150,000	150,000	150,000
Expense												
Transfer to Capital	(538,115)	(242,000)	(195,000)	(234,375)	(130,000)	(85,000)	0	(152,000)	0	(115,000)	(184,000)	0
Transfer to Operating	(67,000)	0	0	0	0	0	0	0	0	0	0	0
	(605,115)	(242,000)	(195,000)	(234,375)	(130,000)	(85,000)	0	(152,000)	0	(115,000)	(184,000)	0
Projected Ending Balance	242,023	150,023	105,023	20,648	40,648	105,648	255,648	253,648	403,648	438,648	404,648	554,648

Reserve	2015	2016	2017	2018	2019	2020	2021	2022	2023	2024	2025	2026
Parking Revenue												
Opening Balance	677,604	558,832	417,605	376,668	174,190	61,990	(48,291)	(18,291)	46,709	111,709	126,709	191,709
Revenue												
Transfer From Operating	412,943	382,834	393,453	390,605	387,690	384,778	300,000	300,000	300,000	300,000	300,000	300,000
Transfer From Capital	0	0	0	0	0	0	0	0	0	0	0	0
Investment Income	3,801	0	0	0	0	0	0	0	0	0	0	0
	416,744	382,834	393,453	390,605	387,690	384,778	300,000	300,000	300,000	300,000	300,000	300,000
Expense												
Transfer to Capital	(300,516)	(118,700)	(24,000)	(178,000)	(80,000)	(70,000)	(35,000)	0	0	(50,000)	0	(650,000)
Transfer to Operating	(235,000)	(405,361)	(410,390)	(415,083)	(419,890)	(425,059)	(235,000)	(235,000)	(235,000)	(235,000)	(235,000)	(235,000)
	(535,516)	(524,061)	(434,390)	(593,083)	(499,890)	(495,059)	(270,000)	(235,000)	(235,000)	(285,000)	(235,000)	(885,000)
Projected Ending Balance	558,832	417,605	376,668	174,190	61,990	(48,291)	(18,291)	46,709	111,709	126,709	191,709	(393,291)
Parks & Recreation Equipment												
Opening Balance	0	0	0	0	0	0	0	0	0	0	0	0
Revenue												
Transfer From Operating	0	0	0	0	0	0	0	0	0	0	0	0
Transfer From Capital	0	0	0	0	0	0	0	0	0	0	0	0
	0	0	0	0	0	0	0	0	0	0	0	0
Expense												
Transfer to Capital	0	0	0	0	0	0	0	0	0	0	0	0
Transfer to Operating	0	0	0	0	0	0	0	0	0	0	0	0
	0	0	0	0	0	0	0	0	0	0	0	0
Projected Ending Balance	0	0	0	0	0	0	0	0	0	0	0	0

Reserve	2015	2016	2017	2018	2019	2020	2021	2022	2023	2024	2025	2026
Public Works Building												
Opening Balance	51,042	0	0	0	0	0	0	0	0	0	0	0
Revenue												
Transfer From Operating	0	0	0	0	0	0	0	0	0	0	0	0
Transfer From Capital	0	0	0	0	0	0	0	0	0	0	0	0
	0	0	0	0	0	0	0	0	0	0	0	0
Expense												
Transfer to Capital	(51,042)	0	0	0	0	0	0	0	0	0	0	0
Transfer to Operating	0	0	0	0	0	0	0	0	0	0	0	0
	(51,042)	0	0	0	0	0	0	0	0	0	0	0
Projected Ending Balance	0	0	0	0	0	0	0	0	0	0	0	0
Public Works Equipment												
Opening Balance	0	0	0	0	0	0	0	0	0	0	0	0
Revenue												
Transfer From Operating	0	0	0	0	0	0	0	0	0	0	0	0
Transfer From Capital	0	0	0	0	0	0	0	0	0	0	0	0
	0	0	0	0	0	0	0	0	0	0	0	0
Expense												
Transfer to Capital	0	0	0	0	0	0	0	0	0	0	0	0
Transfer to Operating	0	0	0	0	0	0	0	0	0	0	0	0
	0	0	0	0	0	0	0	0	0	0	0	0
Projected Ending Balance	0	0	0	0	0	0	0	0	0	0	0	0

Reserve	2015	2016	2017	2018	2019	2020	2021	2022	2023	2024	2025	2026
Recreation Enhancement Fund												
Opening Balance	56,303	56,611	56,611	56,611	56,611	56,611	56,611	56,611	56,611	56,611	56,611	56,611
Revenue												
Transfer From Operating	0	0	0	0	0	0	0	0	0	0	0	0
Transfer From Capital	0	0	0	0	0	0	0	0	0	0	0	0
Investment Income	308	0	0	0	0	0	0	0	0	0	0	0
	308	0	0	0	0	0	0	0	0	0	0	0
Expense												
Transfer to Capital	0	0	0	0	0	0	0	0	0	0	0	0
Transfer to Operating	0	0	0	0	0	0	0	0	0	0	0	0
	0	0	0	0	0	0	0	0	0	0	0	0
Projected Ending Balance	56,611	56,611	56,611	56,611	56,611	56,611	56,611	56,611	56,611	56,611	56,611	56,611
Road Improvements												
Opening Balance	0	0	0	0	0	0	0	0	0	0	0	0
Revenue												
Transfer From Operating	0	0	0	0	0	0	0	0	0	0	0	0
Transfer From Capital	0	0	0	0	0	0	0	0	0	0	0	0
	0	0	0	0	0	0	0	0	0	0	0	0
Expense												
Transfer to Capital	0	0	0	0	0	0	0	0	0	0	0	0
Transfer to Operating	0	0	0	0	0	0	0	0	0	0	0	0
	0	0	0	0	0	0	0	0	0	0	0	0
Projected Ending Balance	0	0	0	0	0	0	0	0	0	0	0	0

Reserve	2015	2016	2017	2018	2019	2020	2021	2022	2023	2024	2025	2026
Sidewalk Improvements												
Opening Balance	109,779	109,779	109,779	109,779	109,779	109,779	109,779	109,779	109,779	109,779	109,779	109,779
Revenue												
Transfer From Operating	0	0	0	0	0	0	0	0	0	0	0	0
Transfer From Capital	0	0	0	0	0	0	0	0	0	0	0	0
	0	0	0	0	0	0	0	0	0	0	0	0
Expense												
Transfer to Capital	0	0	0	0	0	0	0	0	0	0	0	0
Transfer to Operating	0	0	0	0	0	0	0	0	0	0	0	0
	0	0	0	0	0	0	0	0	0	0	0	0
Projected Ending Balance	109,779	109,779	109,779	109,779	109,779	109,779	109,779	109,779	109,779	109,779	109,779	109,779
Storm Water Management												
Opening Balance	254,927	92,991	31,266	133,919	372,779	667,012	943,956	990,956	833,862	581,162	636,162	591,162
Revenue												
Transfer From Operating	350,000	338,275	337,653	337,420	337,233	336,944	350,000	350,000	360,000	360,000	350,000	350,000
Transfer From Capital	0	0	0	0	0	0	0	0	0	0	0	0
	350,000	338,275	337,653	337,420	337,233	336,944	350,000	350,000	360,000	360,000	350,000	350,000
Expense												
Transfer to Capital	(495,136)	(400,000)	(235,000)	(98,560)	(43,000)	(60,000)	(303,000)	(507,094)	(612,700)	(305,000)	(395,000)	(470,000)
Transfer to Operating	(16,800)	0	0	0	0	0	0	0	0	0	0	0
	(511,936)	(400,000)	(235,000)	(98,560)	(43,000)	(60,000)	(303,000)	(507,094)	(612,700)	(305,000)	(395,000)	(470,000)
Projected Ending Balance	92,991	31,266	133,919	372,779	667,012	943,956	990,956	833,862	581,162	636,162	591,162	471,162

Reserve	2015	2016	2017	2018	2019	2020	2021	2022	2023	2024	2025	2026
Street Lighting												
Opening Balance	61,722	22,722	(16,278)	(55,278)	(94,278)	(133,278)	(172,278)	(157,278)	(142,278)	(127,278)	(112,278)	(97,278)
Revenue												
Transfer From Operating	15,000	15,000	15,000	15,000	15,000	15,000	15,000	15,000	15,000	15,000	15,000	15,000
Transfer From Capital	0	0	0	0	0	0	0	0	0	0	0	0
	15,000	15,000	15,000	15,000	15,000	15,000	15,000	15,000	15,000	15,000	15,000	15,000
Expense												
Transfer to Capital	(54,000)	(54,000)	(54,000)	(54,000)	(54,000)	(54,000)	0	0	0	0	0	0
Transfer to Operating	0	0	0	0	0	0	0	0	0	0	0	(19,000)
	(54,000)	(54,000)	(54,000)	(54,000)	(54,000)	(54,000)	0	0	0	0	0	(19,000)
Projected Ending Balance	22,722	(16,278)	(55,278)	(94,278)	(133,278)	(172,278)	(157,278)	(142,278)	(127,278)	(112,278)	(97,278)	(101,278)
Tax Rate Stabilization												
Opening Balance	5,694	0	0	0	0	0	0	0	0	0	0	0
Revenue												
Transfer From Operating	0	0	0	0	0	0	0	0	0	0	0	0
Transfer From Capital	0	0	0	0	0	0	0	0	0	0	0	0
	0	0	0	0	0	0	0	0	0	0	0	0
Expense												
Transfer to Capital	0	0	0	0	0	0	0	0	0	0	0	0
Transfer to Operating	(5,694)	0	0	0	0	0	0	0	0	0	0	0
	(5,694)	0	0	0	0	0	0	0	0	0	0	0
Projected Ending Balance	0	0	0	0	0	0	0	0	0	0	0	0

Reserve	2015	2016	2017	2018	2019	2020	2021	2022	2023	2024	2025	2026
Training & Development												
Opening Balance	11,857	11,857	11,857	11,857	11,857	11,857	11,857	11,857	11,857	11,857	11,857	11,857
Revenue												
Transfer From Operating	0	0	0	0	0	0	0	0	0	0	0	0
Transfer From Capital	0	0	0	0	0	0	0	0	0	0	0	0
	0	0	0	0	0	0	0	0	0	0	0	0
Expense												
Transfer to Capital	0	0	0	0	0	0	0	0	0	0	0	0
Transfer to Operating	0	0	0	0	0	0	0	0	0	0	0	0
	0	0	0	0	0	0	0	0	0	0	0	0
Projected Ending Balance	11,857	11,857	11,857	11,857	11,857	11,857	11,857	11,857	11,857	11,857	11,857	11,857
Wastewater Capital Improvements												
Opening Balance	1,594,332	619,781	816,481	952,581	1,053,681	1,064,781	1,196,681	963,681	920,681	1,007,681	1,109,681	1,031,681
Revenue												
Transfer From Operating	600,000	600,000	600,000	600,000	600,000	600,000	600,000	600,000	600,000	600,000	600,000	600,000
Transfer From Capital	0	0	0	0	0	0	0	0	0	0	0	0
	600,000	600,000	600,000	600,000	600,000	600,000	600,000	600,000	600,000	600,000	600,000	600,000
Expense												
Transfer to Capital	(1,443,251)	(272,000)	(332,600)	(367,600)	(457,600)	(336,800)	(700,000)	(510,000)	(380,000)	(365,000)	(545,000)	(150,000)
Transfer to Operating	(131,300)	(131,300)	(131,300)	(131,300)	(131,300)	(131,300)	(133,000)	(133,000)	(133,000)	(133,000)	(133,000)	(133,000)
	(1,574,551)	(403,300)	(463,900)	(498,900)	(588,900)	(468,100)	(833,000)	(643,000)	(513,000)	(498,000)	(678,000)	(283,000)
Projected Ending Balance	619,781	816,481	952,581	1,053,681	1,064,781	1,196,681	963,681	920,681	1,007,681	1,109,681	1,031,681	1,348,681

Reserve	2015	2016	2017	2018	2019	2020	2021	2022	2023	2024	2025	2026
Wastewater Rate Stabilization												
Opening Balance	228,428	228,428	228,428	228,428	228,428	228,428	228,428	228,428	228,428	228,428	228,428	228,428
Revenue												
Transfer From Operating	0	0	0	0	0	0	0	0	0	0	0	0
Transfer From Capital	0	0	0	0	0	0	0	0	0	0	0	0
	0	0	0	0	0	0	0	0	0	0	0	0
Expense												
Transfer to Capital	0	0	0	0	0	0	0	0	0	0	0	0
Transfer to Operating	0	0	0	0	0	0	0	0	0	0	0	0
	0	0	0	0	0	0	0	0	0	0	0	0
Projected Ending Balance	228,428	228,428	228,428	228,428	228,428	228,428	228,428	228,428	228,428	228,428	228,428	228,428
Water Capital Improvements												
Opening Balance	2,548,206	1,713,749	1,248,749	1,052,949	1,039,139	745,874	508,774	452,774	297,774	259,774	624,774	594,774
Revenue												
Transfer From Operating	860,000	860,000	860,000	860,000	860,000	860,000	860,000	860,000	860,000	860,000	860,000	860,000
Transfer From Capital	0	0	0	0	0	0	0	0	0	0	0	0
	860,000	860,000	860,000	860,000	860,000	860,000	860,000	860,000	860,000	860,000	860,000	860,000
Expense												
Transfer to Capital	(1,694,456)	(1,325,000)	(1,055,800)	(873,810)	(1,153,265)	(1,097,100)	(916,000)	(1,015,000)	(898,000)	(495,000)	(890,000)	(640,000)
Transfer to Operating	0	0	0	0	0	0	0	0	0	0	0	0
	(1,694,456)	(1,325,000)	(1,055,800)	(873,810)	(1,153,265)	(1,097,100)	(916,000)	(1,015,000)	(898,000)	(495,000)	(890,000)	(640,000)
Projected Ending Balance	1,713,749	1,248,749	1,052,949	1,039,139	745,874	508,774	452,774	297,774	259,774	624,774	594,774	814,774

Reserve	2015	2016	2017	2018	2019	2020	2021	2022	2023	2024	2025	2026
Water Rate Stabilization												
Opening Balance	194,486	194,486	194,486	194,486	194,486	194,486	194,486	194,486	194,486	194,486	194,486	194,486
Revenue												
Transfer From Operating	0	0	0	0	0	0	0	0	0	0	0	0
Transfer From Capital	0	0	0	0	0	0	0	0	0	0	0	0
	0	0	0	0	0	0	0	0	0	0	0	0
Expense												
Transfer to Capital	0	0	0	0	0	0	0	0	0	0	0	0
Transfer to Operating	0	0	0	0	0	0	0	0	0	0	0	0
	0	0	0	0	0	0	0	0	0	0	0	0
Projected Ending Balance	194,486	194,486	194,486	194,486	194,486	194,486	194,486	194,486	194,486	194,486	194,486	194,486
Winter Maintenance												
Opening Balance	85,192	85,192	85,192	85,192	85,192	85,192	85,192	85,192	85,192	85,192	85,192	85,192
Revenue												
Transfer From Operating	0	0	0	0	0	0	0	0	0	0	0	0
Transfer From Capital	0	0	0	0	0	0	0	0	0	0	0	0
	0	0	0	0	0	0	0	0	0	0	0	0
Expense												
Transfer to Capital	0	0	0	0	0	0	0	0	0	0	0	0
Transfer to Operating	0	0	0	0	0	0	0	0	0	0	0	0
	0	0	0	0	0	0	0	0	0	0	0	0
Projected Ending Balance	85,192	85,192	85,192	85,192	85,192	85,192	85,192	85,192	85,192	85,192	85,192	85,192

Reserve	2015	2016	2017	2018	2019	2020	2021	2022	2023	2024	2025	2026
Working Funds												
Opening Balance	100,000	100,000	100,000	100,000	100,000	100,000	100,000	100,000	100,000	100,000	100,000	100,000
Revenue												
Transfer From Operating	0	0	0	0	0	0	0	0	0	0	0	0
Transfer From Capital	0	0	0	0	0	0	0	0	0	0	0	0
	0	0	0	0	0	0	0	0	0	0	0	0
Expense												
Transfer to Capital	0	0	0	0	0	0	0	0	0	0	0	0
Transfer to Operating	0	0	0	0	0	0	0	0	0	0	0	0
	0	0	0	0	0	0	0	0	0	0	0	0
Projected Ending Balance	100,000	100,000	100,000	100,000	100,000	100,000	100,000	100,000	100,000	100,000	100,000	100,000



OPERATING BUDGET



The Town of Niagara-On-The-Lake

Finance
Telephone (905) 468-4261
Facsimile (905) 468-4555

1565 Creek Road
P.O. Box 190
Virgil, Ontario
L0S 1T0

Report: FC-15-004 **Committee Date:** October 26, 2015

Due in Council: November 02, 2015

Report To: Finance Advisory Committee
Subject: Preliminary 2016 Operating Budget

1. RECOMMENDATION

It is respectfully recommended that:

- 1.1 The preliminary 2016 Operating Budget as noted in "Appendix A" attached to this report and the General Levy, in the amount of \$9,258,735, be approved "in principle"; and
- 1.2 The final 2016 Operating Budget take into consideration the 2015 growth in assessment and the October 2014 to October 2015 increase in the Consumer Price Index; and
- 1.3 The 2016 Operating Budget, along with the 2016 Proposed Capital Budget and 10-year Capital Forecast as outlined in FC-15-003, be referred to Council on December 14, 2015 for final approval.

2. PURPOSE / PROPOSAL

The purpose of this report is to provide an overview of the preliminary 2016 Operating Budget. Senior Management (SMT) has prepared a preliminary budget that reflects a \$416,735 increase over the 2015 approved General Levy. The 2016 preliminary General Levy is \$9,258,735. Factoring in the 2015 assessment growth of approximately \$120,697,167 (3%) and the approximate increase in CPI of 1%, a typical resident with an average assessment of \$419,575 can expect to see their property tax bill increase by approximately \$9.70 over 2014. Senior Management is committed to being fiscally responsible to ratepayers by keeping increases in-line with increases in CPI.

3. BACKGROUND

On October 5, 2015, staff presented report #CS-15-035 2016 Budget Timeline - Capital and Operating to Council. The purpose of #CS-15-035 was to provide a timeline for the budget process and notify Council that the final budget increase to the municipal tax levy will not exceed the Consumer Price Index (CPI) for a residential property in the Town of Niagara-on-the-Lake with the average property tax assessment as calculated by the Municipal Property Assessment Corporation (MPAC).

Budgets presented in this report are preliminary. Final budgets containing Council adjustments, will be presented to Council for approval on December 14, 2015.

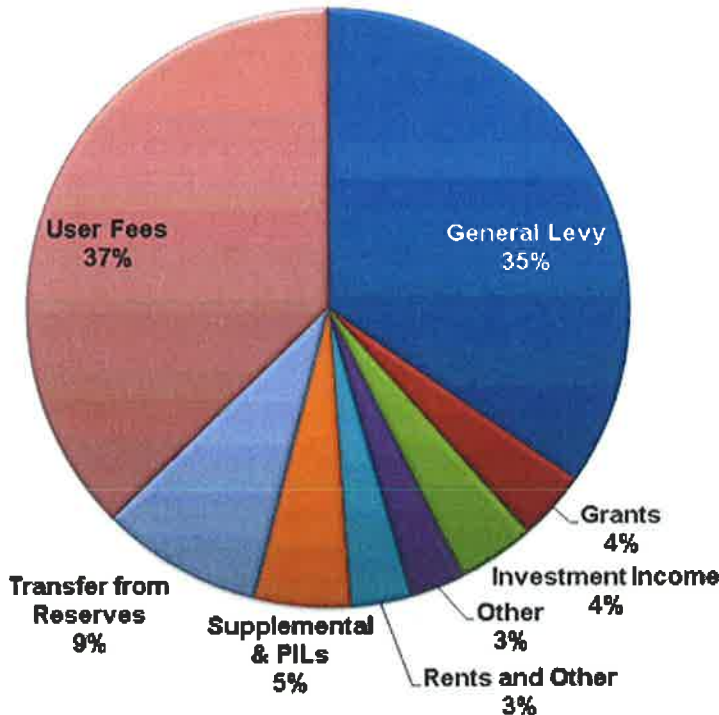
4. DISCUSSION / ANALYSIS

For the 2016 budget year, Senior Management has identified the following budget concerns:

- ✓ **Reduction in Ontario Municipal Partnership Fund (OMPF)** – OMPF is the province's main transfer payment to municipalities. It consists of three funding components: 1) Rural Communities, 2) Northern & Rural Fiscal Circumstance, and 3) Transitional Assistance. For the last several years, the Province has systematically clawed back a portion of the Town's Transitional Assistance. In 2014, the Town received \$742,800 (\$506,000 for Rural Communities, \$37,100 for Northern & Rural Fiscal Circumstance, and **\$199,700** for Transitional Assistance). In 2015, the Town's OMPF was reduced to \$594,300 (\$512,400 for Rural Communities, \$34,300 for Northern & Rural Fiscal Circumstance, and **\$47,600** for Transitional Assistance). Although the Province has not yet communicated 2016 funding levels, the Town has budgeted \$546,700 OMPF for 2016.
- ✓ **Staffing Levels** – On June 1, Council requested a full review of staffing levels in all departments to ensure a continued high level of quality service for ratepayers. Senior Management has reviewed staffing levels. The budget has been increased to support the new staffing levels. See Appendix B - Staffing Requests.
- ✓ **Asset Management Funding** – On June 22, 2015 through Staff Report CS-15-026, Council approved the Town's Asset Management Plan (AMP) and directed staff to incorporate the required budgetary adjustments over the next 5 years to address the \$2.86 million infrastructure-funding gap. The contribution to the Capital Levy Reserve was increased to ensure appropriate funding levels for future infrastructure projects.
- ✓ **Assessment Growth and Consumer Price Index** – MPAC's Assessment Growth and the increase in Consumer Price Index (CPI) will not be available until early December. However, budgets will be updated to include these factors and reflected in the final budget to be presented to Council for final approval at the December 14, 2015 meeting.

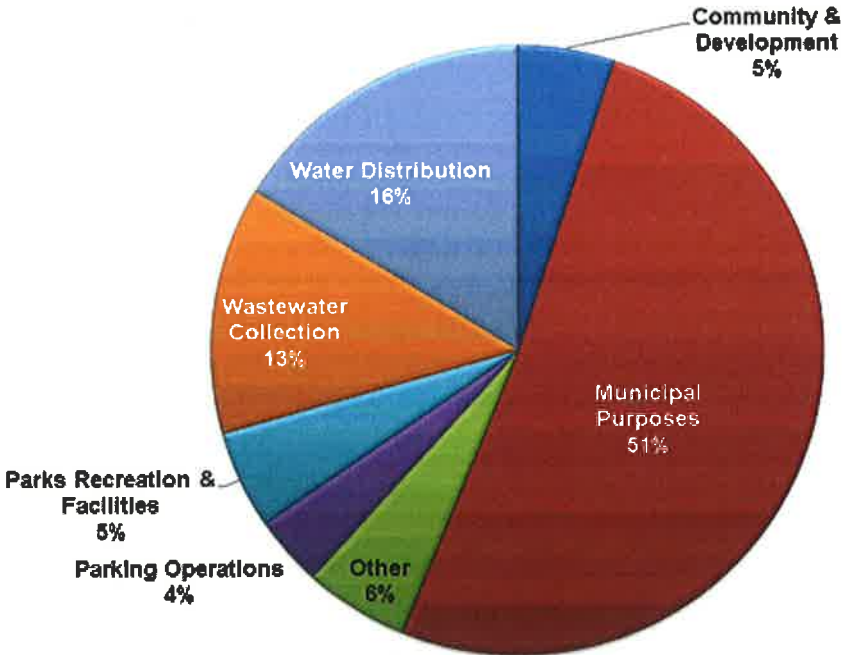
4.1 Overview of Operating Budget Revenues by Source

2016 Operating Budget Revenue by Source



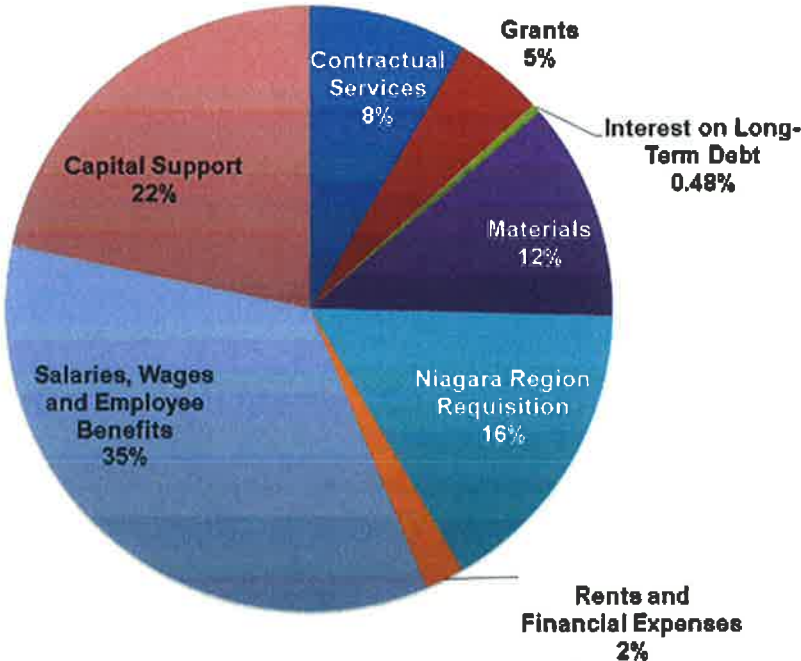
4.2 Overview of Operating Budget Revenues by Department

2016 Operating Budget Revenues by Department



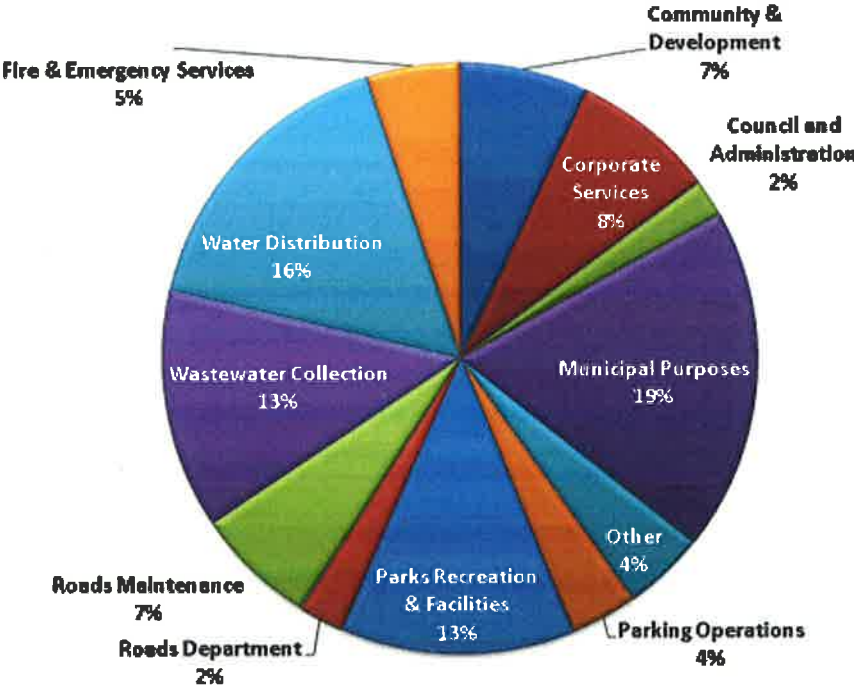
4.3 Overview of Operating Budget Expenditures by Category

2016 Operating Budget Expenditures by Expense Category



4.4 Overview of Operating Budget Expenditures by Department

2016 Operating Budget Expenses by Department



4.5 Year-over-Year Budget Changes by Department

The following chart presents the year-over-year changes by department. The largest differences occur in the Fire & Emergency Services and Community & Development departments. Fire & Emergency Services have enhanced the budget for honoraria paid to volunteer fire fighters. Community & Development has reduced the overall budget by tapping into existing funding sources for staff providing building services and parking enforcement duties instead of relying on the general levy to fund these positions.

Department	2015	2016	% Change
Municipal Purposes	(8,336,331)	(8,595,475)	3.11%
Council and Administration	516,124	532,235	3.12%
Corporate Services	1,895,050	1,940,515	2.40%
Fire & Emergency Services	1,148,269	1,291,631	12.49%
Public Works	2,149,185	2,275,548	5.88%
Transit	62,008	64,375	3.82%
Community & Development	659,350	493,876	-25.10%
Parks Recreation & Facilities	1,906,345	1,997,295	4.77%

4.5 Multi-Year Budgets for Operating Departments

Staff has presented a multi-year budget and are projecting budgetary needs to 2020. Multi-year budgets are important because they:

- ✓ Provide greater certainty to ratepayers about the future direction of the Town,
- ✓ Align longer-term goals, and
- ✓ Provide improved accountability and transparency over spending changes.

See Appendix A: 5-Year Operating Budget.

5. FINANCIAL IMPLICATIONS

The purpose of this report is to provide an overview of the preliminary 2016 Operating Budget. Senior Management (SMT) has prepared a preliminary budget that reflects a \$416,735 increase over the 2015 approved General Levy. The 2016 preliminary General Levy is \$9,258,735. Factoring in the 2015 assessment growth of approximately \$120,697,167 (3%) and the approximate increase in CPI of 1%, a typical resident with an average assessment of \$419,575 can expect to see their property tax bill increase by approximately \$9.70 over 2014. Senior Management is committed to being fiscally responsible to ratepayers by keeping increases in-line with increases in CPI.

As per #CS-15-035 2016 Budget Timeline - Capital and Operating staff will request final approval of both budgets, capital and operating, on December 14, 2015. At that time the budget will incorporate both the actual increase in CPI and assessment growth factors.

6. COMMUNICATIONS

Once approved, the 2016 Operating Budget will be available on the Town's website and communicated to the public through media reports and the corporate newsletter.

7. CONCLUSION

Senior Management is seeking approval for the preliminary 2016 Operating Budget.

Prepared by,

**Brenda Garrett, CPA, CMA
Manager of Finance / Treasurer**

**Kyle Freeborn, CPA, CMA
Deputy Treasurer**

Respectfully submitted,

**Holly Dowd
Director of Corporate Services / Town Clerk**

for

**Mike Galloway, MBA, CMO
Chief Administrative Officer**

ATTACHMENTS



Appendix A - 5 Year Operating Budget.pdf



Appendix B - Staffing Requests.pdf

WEB ATTACHMENTS

ATTACHMENTS FOR LINK



FINALIZATION



The Town of Niagara-On-The-Lake

Finance
Telephone (905) 468-4261
Facsimile (905) 468-4555

1565 Creek Road
P.O. Box 190
Virgil, Ontario
L0S 1T0

Report:	FC-15-006	Committee Date:	
		Due in Council:	December 14, 2015
Report To:	Lord Mayor and Council		
Subject:	Finalization of 2016 Capital and Operating Budgets		

1. RECOMMENDATION

It is respectfully recommended that the:

- 1.1 Town of Niagara-on-the-Lake's 2016 Capital Budget, in the amount of \$8,030,350 be approved as noted in "**Appendix A**" attached to this report;
- 1.2 10-Year (2017 - 2026) Capital Forecast, in the amount of \$62,160,021, be approved "in principle" as noted in "**Appendix B**" attached in this report;
- 1.3 2016 Capital Reserve contribution be increased by \$68,132 over the 2015 reserve contribution to \$2,337,687 (2015 - \$2,269,555), be approved;
- 1.4 2016 Operating Budget as noted in "**Appendix C**" attached to this report and the General Levy, in the amount of \$9,148,861, be approved; and
- 1.5 Clerk prepare the necessary by-law to set and levy the tax rates for the Town of Niagara-on-the-Lake's purposes, for Niagara Regional purposes, and for educational purposes for the 2016 tax year, as soon as the applicable budgets have been approved.

2. PURPOSE / PROPOSAL

The purpose of this report is to seek Council's approval of the 2016 Capital Budget, the 2017 – 2026 Capital Forecast, the 2016 Capital Reserve contribution, and the 2016 Operating Budget, and to establish the authority to prepare the 2016 Tax Levy By-law.

3. BACKGROUND

Council approved the 2016 Budget Timeline - Capital and Operating report #CS-15-035, on October 5, 2015 which set in motion the preparation of the 2016 Capital Budget, the 10-year Capital Forecast, and the 2016 Operating Budget.

On October 19 and 22, two well attended Budget Workshops were held to allow Council and residents to ask questions about the Town's budget process and obtain a preparatory review of the Capital and Operating budgets.

On October 26, 2015, reports #FC-15-003: Preliminary 2016 Capital Budget and 10-year Forecast and #FC-15-004: Preliminary 2016 Operating Budget were presented to Committee of the Whole. At the meeting budget adjustments were requested by Council. This report has identified these requests and the budget impact.

4. DISCUSSION / ANALYSIS

At Committee of the Whole on October 26, 2015, Council was presented preliminary Capital and Operating Budgets. Staff promised to deliver a final budget on December 14 which incorporated the assessment growth for 2015 and to hold the property tax increase to the Consumer Price Index (CPI) for the average residential property tax assessment of \$419,575.

The October 2014 to October 2015 CPI increase has been finalized at 0.9% however assessment growth, which was estimated to be approximately 3%, is not yet final. In light of these factors, the property tax increase on the average assessment of \$419,575 will be approximately \$8.68 or 0.90% for the 2016 taxation year. Final impacts will be identified in the rate 2016 Tax Rates and Waste Management Fee Report which is due to Council in the second quarter of 2016.

Average 2015 Assessment	2015 Property Tax Bill	2016 Estimate	\$ Change	% Change
\$419,575				
NOTL Levy	873.31	877.57	4.26	0.49%
Street Lighting	45.27	45.27	0.00	0.00%
Storm Water	51.04	55.46	4.42	8.67%
TOTAL	969.62	978.30	8.68	0.90%

4.1 Council's Requests

At the Committee of the Whole meeting held on October 26, Council had a number of requests:

Increase Discretionary Grants:

The Discretionary Grants Budget has been increased by \$967 from \$107,410 to \$108,377 or 0.90%. This amount has been incorporated into the Operating Levy.

Increase Heritage Incentive Grants:

Council had requested a \$25,000 increase to the Heritage Incentive Grant program budget. However since a report on potential adjustments to the program is expected in 2016, it was decided that this item would not be included in the final budget. Once the Heritage Program has been finalized, budgets can be amended to reflect Council's decision.

Increase 2016 Library Grant:

The Niagara-on-the-Lake Public Library Board has requested that the Library's

Grant be increased to \$585,854. At Council's direction, Senior Staff was asked to deliver a budget no greater than CPI which has been accomplished. Therefore, Senior Management is not recommending the Library Board's request as it is much greater than CPI. The Library's grant is being provided in the attached budget documents as \$563,102 .

Dust Control Costs for Dyck Lane:

Council had requested that funds be set aside to prepare and apply dust control measures to Dyck Lane. Staff has grave concerns that applying dust control measures to one lane will be precedence setting as has been the case in other municipalities. If Dyck Lane receives dust control measures, there is a strong possibility that the Town will need to treat all lanes the same. This cost has been calculated to be anywhere between \$3.5 to \$3.8 million. This cost doesn't include engineering, survey work, inspection and possible land acquisitions. Staff is also seeking legal counsel with respect to this issue. Staff is not recommending this initiative.

Volunteer Fire Fighters Retroactive Pay for 2015:

Council had requested that staff consider adding funding for a 2015 retroactive pay for the Volunteer Fire Fighters. Since this report is dealing with the 2016 budget, a retroactive amount was not included in the 2016 budget.

4.2 Management Adjustments

At the Committee of the Whole meeting held on October 26, Council requested that staff find efficiencies to address Council's additional budget requests. Also items that were identified as concerns in the Report #CS-15-035 2016 Budget Timeline - Capital and Operating have now become final and were used to mitigate Council requests.

Increase to NDAC Operating and Capital Grants:

Following the Town's preliminary budgets, Niagara District Airport Commission finalized their Operating and Capital requests. These requests have been included in the revised budget.

Operating Budget:

Preliminary Budget	\$20,440
Revised Budget	\$23,884
Effect on Operating Levy	Increase of \$3,444

Capital Budget:

There is no effect on the Town's Budget because NDAC Capital grant is funded out of the Town's Capital Levy Reserve.

Preliminary Budget	\$17,648
Revised Budget	\$15,352
Effect on Operating Levy	None

Decrease to Storm Water Management :

Storm water pond management has been identified by Operations staff as a concern. The preliminary budget included an additional \$50,000 to manage the ponds however that has been scaled back to \$25,000 until a storm management plan is developed.

Preliminary Budget	\$50,000
Revised Budget	\$25,000
Effect on Storm Water Levy	Decrease of \$25,000

Increase to Street Lighting Program:

The preliminary budget presented a reduced Street Lighting budget. Upon further review and since Management is unsure of the effect of the LED program, it was felt that the 2016 budget should reflected as the 2015 budget.

Preliminary Budget	\$339,670
Revised Budget	\$345,972
Effect on Street Lighting Levy	Increase of \$6,302

Include Cell Agreements:

The Town's cell agreements were not budgeted for in past budgets. These agreements are important budget revenue items.

Preliminary Budget	\$0
Revised Budget	\$15,000
Effect on Operating Levy	Decrease of \$15,000

OMPF Grant :

The Ontario Municipal Partnership Fund grant allocation has been confirmed.

Preliminary Budget	\$546,700
Revised Budget	\$557,200
Effect on Operating Levy	Decrease of \$10,500

Increase to Investment Income Budget:

Recent investments in NOTL Hydro (See committee reports #CS-15-003 and #CS-15-035) has allowed Management to increase the Town's Investment Income budget.

Preliminary Budget	\$100,000
Revised Budget	\$177,000
Effect on Operating Levy	Decrease of \$77,000

5. FINANCIAL IMPLICATIONS

Taking into consideration Council's budget requests and Management's Adjustments, Management has delivered on their promise to include assessment growth for 2015 and hold the property tax increase to CPI (0.9%) for the average residential property tax assessment of \$419,575. The estimated property tax increase for the Town's portion is \$8.68. This amount may be further reduced once the assessment growth is finalized in January 2016.

6. COMMUNICATIONS

Once approved, the 2016 Capital, the 10-Year Capital Forecast, and the Operating Budget will be posted on the Town's web site.

7. CONCLUSION

Senior Management is now seeking Council's approval on the 2016 Capital, the 10-Year Capital Forecast, and the Operating Budget.

Prepared by,

Brenda Garrett

Brenda Garrett, CPA, CMA
Manager of Finance / Treasurer

Kyle Freeborn

Kyle Freeborn, CPA, CMA
Deputy Treasurer

for

Respectfully submitted,

Holly Dowd

Holly Dowd
Director of Corporate Services / Town Clerk

Mike Galloway

for

Mike Galloway, MBA, CMO
Chief Administrative Officer

ATTACHMENTS



Appendix A - 2016 Capital Projects.pdf



Appendix B - 10-Year Capital Forecast.pdf



Appendix C - 2016 Operating Budget.pdf

WEB ATTACHMENTS

ATTACHMENTS FOR LINK



Appendix C: Revised 2016 Operating Budget and Multi-Year Budget Variance

2015-2020

		Approved 2015	2016	2017	2018	2019	2020	Change 2016	Change 2017	Change 2018	Change 2019	Change 2020	% Change	% Change	% Change	% Change	% Change
Municipal Purposes																	
Taxation																	
100-9000-00901	General Levy	(8,842,000)	(9,247,130)	(9,630,442)	(10,085,374)	(10,524,910)	(10,945,339)	(405,130)	(383,312)	(454,932)	(439,536)	(420,429)	4.58%	4.15%	4.72%	4.36%	3.99%
100-9000-00902	Payment in Lieu	(493,000)	(493,000)	(493,000)	(493,000)	(493,000)	(493,000)	0	0	0	0	0	0.00%	0.00%	0.00%	0.00%	0.00%
100-9000-00903	Supplementary Levy	(175,000)	(175,000)	(175,000)	(175,000)	(175,000)	(175,000)	0	0	0	0	0	0.00%	0.00%	0.00%	0.00%	0.00%
100-9000-02250	General Agreements	(35,000)	(35,000)	(35,000)	(35,000)	(35,000)	(35,000)	0	0	0	0	0	0.00%	0.00%	0.00%	0.00%	0.00%
100-9000-57700	Tax Write-offs	55,000	55,000	55,000	55,000	55,000	55,000	0	0	0	0	0	0.00%	0.00%	0.00%	0.00%	0.00%
100-9000-57702	Charity Rebate	6,000	6,000	6,000	6,000	6,000	6,000	0	0	0	0	0	0.00%	0.00%	0.00%	0.00%	0.00%
100-9000-57703	Vacancy Rebate	4,000	4,000	4,000	4,000	4,000	4,000	0	0	0	0	0	0.00%	0.00%	0.00%	0.00%	0.00%
	Taxation Subtotal	(9,480,000)	(9,885,130)	(10,268,442)	(10,723,374)	(11,162,910)	(11,583,339)	(405,130)	(383,312)	(454,932)	(439,536)	(420,429)	4.27%	3.88%	4.43%	4.10%	3.63%
Corporate Revenues																	
100-9005-00890	Hydro Proceeds - Dividends	(500,000)	(500,000)	(500,000)	(500,000)	(500,000)	(500,000)	0	0	0	0	0	0.00%	0.00%	0.00%	0.00%	0.00%
100-9005-00905	OMPF Grant	(594,300)	(557,200)	(557,200)	(557,200)	(557,200)	(557,200)	37,100	0	0	0	0	-6.24%	0.00%	0.00%	0.00%	0.00%
100-9005-00906	Federal Gas Tax Grant	(445,913)	(445,913)	(445,913)	(445,913)	(445,913)	(445,913)	0	0	0	0	0	0.00%	0.00%	0.00%	0.00%	0.00%
100-9005-00907	Tax Penalty & Interest	(443,000)	(443,000)	(443,000)	(443,000)	(443,000)	(443,000)	0	0	0	0	0	0.00%	0.00%	0.00%	0.00%	0.00%
100-9005-00908	Hydro Proceeds - Principle	(269,604)	(289,813)	(311,537)	(334,889)	(359,992)	(386,977)	(20,209)	(21,724)	(23,352)	(25,103)	(26,985)	7.50%	7.50%	7.50%	7.50%	7.50%
100-9005-00909	Hydro Proceeds - Interest	(230,743)	(210,534)	(188,810)	(165,458)	(140,355)	(113,370)	20,209	21,724	23,352	25,103	26,985	-8.76%	-10.32%	-12.37%	-15.17%	-19.23%
100-9005-00910	Dock Rental Revenue	(142,500)	(142,500)	(142,500)	(142,500)	(142,500)	(142,500)	0	0	0	0	0	0.00%	0.00%	0.00%	0.00%	0.00%
100-9005-00925	OCIF Grant	(195,245)	(195,245)	(195,245)	(195,245)	(195,245)	(195,245)	0	0	0	0	0	0.00%	0.00%	0.00%	0.00%	0.00%
100-9005-00928	Interest - Hydro Loan (\$3m)	0	0	(71,670)	(63,276)	(54,628)	(45,852)	0	(71,670)	8,394	8,648	8,776	0.00%	100.00%	-11.71%	-13.67%	-16.07%
100-9005-00930	Interest - Hydro Loan (\$2m)	0	0	(51,426)	(45,941)	(40,290)	(34,568)	0	(51,426)	5,485	5,651	5,722	0.00%	100.00%	-10.67%	-12.30%	-14.20%
100-9005-02600	Investment Income	(100,000)	(100,516)	(53,904)	(67,783)	(82,082)	(96,580)	(516)	46,612	(13,879)	(14,299)	(14,498)	0.52%	-46.37%	25.75%	21.10%	17.66%
100-9005-03400	Miscellaneous Revenue	0	(10,000)	(10,000)	(10,000)	(10,000)	(10,000)	(10,000)	0	0	0	0	100.00%	0.00%	0.00%	0.00%	0.00%
100-9005-04650	Provincial Offences Act Revenue	(65,000)	(54,000)	(54,000)	(54,000)	(54,000)	(54,000)	11,000	0	0	0	0	-16.92%	0.00%	0.00%	0.00%	0.00%
100-9005-05040	Communication/Cell Agreements	0	(15,000)	(15,000)	(15,000)	(15,000)	(15,000)	(15,000)	0	0	0	0	100.00%	0.00%	0.00%	0.00%	0.00%
100-9005-92827	TSF to: Federal Gas Tax	445,913	445,913	445,913	445,913	445,913	445,913	0	0	0	0	0	0.00%	0.00%	0.00%	0.00%	0.00%
100-9005-92829	TSF to: OCIF Grant	195,245	195,245	195,245	195,245	195,245	195,245	0	0	0	0	0	0.00%	0.00%	0.00%	0.00%	0.00%

													BUDGET SUMMARY 2016 299				
													2016	2017	2018	2019	2020
													% Change	% Change	% Change	% Change	% Change
													2016	2017	2018	2019	2020
													% Change	% Change	% Change	% Change	% Change
													2016	2017	2018	2019	2020
													% Change	% Change	% Change	% Change	% Change
													2016	2017	2018	2019	2020
													% Change	% Change	% Change	% Change	% Change
													2016	2017	2018	2019	2020
													% Change	% Change	% Change	% Change	% Change
Municipal Purposes																	
Corporate Revenues																	
100-9005-92922	TSF to: Community Centre	0	10,000	10,000	10,000	10,000	10,000	10,000	0	0	0	0	100.00%	0.00%	0.00%	0.00%	0.00%
100-9005-92970	TSF to: Dock Area Improvements	100,000	100,000	100,000	100,000	100,000	100,000	0	0	0	0	0	0.00%	0.00%	0.00%	0.00%	0.00%
Corporate Revenues Subtotal		(2,245,147)	(2,212,563)	(2,289,047)	(2,289,047)	(2,289,047)	(2,289,047)	32,584	(76,484)	0	0	0	-1.45%	3.46%	0.00%	0.00%	0.00%
Corporate Expenses																	
100-9010-33900	Insurance Expense	28,000	28,000	28,000	28,000	28,000	28,000	0	0	0	0	0	0.00%	0.00%	0.00%	0.00%	0.00%
100-9010-34700	Membership Expense	5,000	5,000	5,000	5,000	5,000	5,000	0	0	0	0	0	0.00%	0.00%	0.00%	0.00%	0.00%
100-9010-37708	OMB Fees	20,000	20,000	20,000	20,000	20,000	20,000	0	0	0	0	0	0.00%	0.00%	0.00%	0.00%	0.00%
100-9010-37710	Economic Development	2,500	2,500	2,500	2,500	2,500	2,500	0	0	0	0	0	0.00%	0.00%	0.00%	0.00%	0.00%
100-9010-40900	Consultants	58,000	58,000	58,000	58,000	58,000	58,000	0	0	0	0	0	0.00%	0.00%	0.00%	0.00%	0.00%
100-9010-41000	Contracts	3,000	3,000	3,000	3,000	3,000	3,000	0	0	0	0	0	0.00%	0.00%	0.00%	0.00%	0.00%
100-9010-41200	Legal Expenses	65,000	65,000	65,000	65,000	65,000	65,000	0	0	0	0	0	0.00%	0.00%	0.00%	0.00%	0.00%
100-9010-62000	Niagara Falls-Mewburn	0	250,000	0	0	0	0	250,000	(250,000)	0	0	0	100.00%	-100.00%	0.00%	0.00%	0.00%
100-9010-64000	Discretionary Grants	107,410	107,410	108,377	108,377	108,377	108,377	0	967	0	0	0	0.00%	0.90%	0.00%	0.00%	0.00%
100-9010-64100	NDAC Operating Grant	20,440	23,884	23,884	23,884	23,884	23,884	3,444	0	0	0	0	16.85%	0.00%	0.00%	0.00%	0.00%
100-9010-64200	NDAC Capital Grant	0	15,352	15,352	15,352	15,352	15,352	15,352	0	0	0	0	100.00%	0.00%	0.00%	0.00%	0.00%
100-9010-64300	Historical Society Grant	95,150	96,560	97,970	97,970	97,970	97,970	1,410	1,410	0	0	0	1.48%	1.46%	0.00%	0.00%	0.00%
100-9010-64400	Niagara College Grant	20,000	20,000	20,000	20,000	20,000	20,000	0	0	0	0	0	0.00%	0.00%	0.00%	0.00%	0.00%
100-9010-65000	Library Grant	552,061	585,854	622,539	637,709	653,269	669,209	33,793	36,685	15,170	15,560	15,940	6.12%	6.26%	2.44%	2.44%	2.44%
100-9010-65200	Irrigation Grant	60,000	65,000	70,000	75,000	80,000	85,000	5,000	5,000	5,000	5,000	5,000	8.33%	7.69%	7.14%	6.67%	6.25%
100-9010-80301	Recovery: Administration	(150,000)	0	0	0	0	0	150,000	0	0	0	0	-100.00%	0.00%	0.00%	0.00%	0.00%
100-9010-91805	TSF from: Building Permit Surp	0	(150,000)	(150,000)	(150,000)	(150,000)	(150,000)	(150,000)	0	0	0	0	100.00%	0.00%	0.00%	0.00%	0.00%
100-9010-91901	TSF from: Capital Levy	0	(265,352)	(15,352)	(15,352)	(15,352)	(15,352)	(265,352)	250,000	0	0	0	100.00%	-94.21%	0.00%	0.00%	0.00%
100-9010-92901	TSF to: Capital Levy	2,269,555	2,337,687	2,587,436	2,808,161	3,028,985	3,248,985	68,132	249,749	220,725	220,824	220,000	3.00%	10.68%	8.53%	7.86%	7.26%
100-9010-92961	TSF to: Insurance	80,000	80,000	80,000	80,000	80,000	80,000	0	0	0	0	0	0.00%	0.00%	0.00%	0.00%	0.00%
Corporate Expenses Subtotal		3,236,116	3,347,895	3,641,706	3,882,601	4,123,985	4,364,925	111,779	293,811	240,895	241,384	240,940	3.45%	8.78%	6.61%	6.22%	5.52%
Studies																	
100-9012-40952	Official Plan	150,000	0	0	0	0	0	(150,000)	0	0	0	0	-100.00%	0.00%	0.00%	0.00%	0.00%
100-9012-40957	Transportation Master Plan	170,000	0	0	0	0	0	(170,000)	0	0	0	0	-100.00%	0.00%	0.00%	0.00%	0.00%
100-9012-40958	Recreation Master Plan	0	50,000	0	0	0	0	50,000	(50,000)	0	0	0	100.00%	-100.00%	0.00%	0.00%	0.00%
100-9012-40959	Dock Area Shoreline Protection	0	20,000	0	0	0	0	20,000	(20,000)	0	0	0	100.00%	-100.00%	0.00%	0.00%	0.00%
100-9012-40960	Old Town Master Parking Plan	0	50,000	0	0	0	0	50,000	(50,000)	0	0	0	100.00%	-100.00%	0.00%	0.00%	0.00%
100-9012-91809	TSF from: DC: Development Relat	(144,000)	0	0	0	0	0	144,000	0	0	0	0	-100.00%	0.00%	0.00%	0.00%	0.00%
100-9012-91831	TSF from: Cash-in-Lieu Parking	0	(50,000)	0	0	0	0	(50,000)	50,000	0	0	0	100.00%	-100.00%	0.00%	0.00%	0.00%

		Approved 2015	2016	2017	2018	2019	2020	Change 2016	Change 2017	Change 2018	Change 2019	Change 2020	% Change 2016	% Change 2017	% Change 2018	% Change 2019	% Change 2020
Municipal Purposes																	
Studies																	
100-9012-91970	TSF from: Dock Area Improvement	0	(20,000)	0	0	0	0	(20,000)	20,000	0	0	0	100.00%	-100.00%	0.00%	0.00%	0.00%
100-9012-91974	TSF from: Corporate Studies	(176,000)	(50,000)	0	0	0	0	126,000	50,000	0	0	0	-71.59%	-100.00%	0.00%	0.00%	0.00%
Studies Subtotal		0	0	0	0	0	0	0	0	0	0	0	0.00%	0.00%	0.00%	0.00%	0.00%
Debt Management																	
100-9015-05655	Tile Drain Interest Revenue	(2,414)	(4,019)	(3,096)	(2,444)	(2,127)	(1,791)	(1,605)	923	652	317	336	66.49%	-22.97%	-21.06%	-12.97%	-15.80%
100-9015-20200	Tile Drain Interest Expense	2,414	4,019	3,096	2,444	2,127	1,791	1,605	(923)	(652)	(317)	(336)	66.49%	-22.97%	-21.06%	-12.97%	-15.80%
100-9015-20850	Interest 73-2010 Water	48,394	41,297	33,418	24,756	15,359	5,244	(7,097)	(7,879)	(8,662)	(9,397)	(10,115)	-14.67%	-19.08%	-25.92%	-37.96%	-65.86%
100-9015-20851	Interest 61-2008 Virgil FS	33,390	25,846	17,762	9,212	0	0	(7,544)	(8,084)	(8,550)	(9,212)	0	-22.59%	-31.28%	-48.14%	-100.00%	0.00%
100-9015-20852	Interest 82-2005 St Davids	17,096	15,591	13,952	12,456	10,727	9,143	(1,505)	(1,639)	(1,496)	(1,729)	(1,584)	-8.80%	-10.51%	-10.72%	-13.88%	-14.77%
100-9015-20853	Interest 61-2005 Glendale FS	1,763	0	0	0	0	0	(1,763)	0	0	0	0	-100.00%	0.00%	0.00%	0.00%	0.00%
100-9015-20855	Interest 73-2012 SL/Water	11,049	10,157	9,143	7,977	6,654	5,196	(892)	(1,014)	(1,166)	(1,323)	(1,458)	-8.07%	-9.98%	-12.75%	-16.59%	-21.91%
100-9015-20856	Interest 75-2015 Former NDSS	0	30,623	29,772	28,872	27,884	26,706	30,623	(851)	(900)	(988)	(1,178)	100.00%	-2.78%	-3.02%	-3.42%	-4.22%
100-9015-50850	Principal 73-2010 Water	184,037	191,674	199,629	207,913	216,541	225,528	7,637	7,955	8,284	8,628	8,987	4.15%	4.15%	4.15%	4.15%	4.15%
100-9015-50851	Principal 61-2008 Virgil FS	164,000	172,000	180,000	188,000	0	0	8,000	8,000	8,000	(188,000)	0	4.88%	4.65%	4.44%	-100.00%	0.00%
100-9015-50852	Principal 82-2005 St Davids	67,581	67,581	67,581	67,581	67,581	67,581	0	0	0	0	0	0.00%	0.00%	0.00%	0.00%	0.00%
100-9015-50853	Principal 61-2005 Glendale FS	82,000	0	0	0	0	0	(82,000)	0	0	0	0	-100.00%	0.00%	0.00%	0.00%	0.00%
100-9015-50855	Principle 73-2012 SL/Water	51,000	52,000	53,000	54,000	55,000	56,000	1,000	1,000	1,000	1,000	1,000	1.96%	1.92%	1.89%	1.85%	1.82%
100-9015-50856	Principle 75-2015 Former NDSS	105,000	74,000	75,000	76,000	76,000	78,000	(31,000)	1,000	1,000	0	2,000	-29.52%	1.35%	1.33%	0.00%	2.63%
100-9015-80401	Recovery: Debt Charges	(379,157)	(378,300)	(376,723)	(374,683)	(371,862)	(368,692)	857	1,577	2,040	2,821	3,170	-0.23%	-0.42%	-0.54%	-0.75%	-0.85%
100-9015-91813	TSF from: DC: Fire Facilities	(281,153)	(197,846)	(197,762)	(197,212)	0	0	83,307	84	550	197,212	0	-29.63%	-0.04%	-0.28%	-100.00%	0.00%
Debt Management Subtotal		105,000	104,623	104,772	104,872	103,884	104,706	(377)	149	100	(988)	822	-0.36%	0.14%	0.10%	-0.94%	0.79%
Community Relations																	
100-9020-34900	Miscellaneous	3,000	3,000	3,000	3,000	3,000	3,000	0	0	0	0	0	0.00%	0.00%	0.00%	0.00%	0.00%
100-9020-37720	Employee Recognition	17,500	17,500	17,500	17,500	17,500	17,500	0	0	0	0	0	0.00%	0.00%	0.00%	0.00%	0.00%
100-9020-37724	Senior Citizens	3,000	3,000	3,000	3,000	3,000	3,000	0	0	0	0	0	0.00%	0.00%	0.00%	0.00%	0.00%
100-9020-37726	Civic Recognition	2,000	2,000	2,000	2,000	2,000	2,000	0	0	0	0	0	0.00%	0.00%	0.00%	0.00%	0.00%
100-9020-37728	Floral Tributes	700	700	700	700	700	700	0	0	0	0	0	0.00%	0.00%	0.00%	0.00%	0.00%
100-9020-37732	Christmas Decorations	3,500	3,500	3,500	3,500	3,500	3,500	0	0	0	0	0	0.00%	0.00%	0.00%	0.00%	0.00%
Community Relations Subtotal		29,700	29,700	29,700	29,700	29,700	29,700	0	0	0	0	0	0.00%	0.00%	0.00%	0.00%	0.00%
Elections Management																	
100-9025-31500	Computer Hardware	0	1,500	1,500	1,500	1,500	1,500	1,500	0	0	0	0	100.00%	0.00%	0.00%	0.00%	0.00%
100-9025-92925	TSF to: Elections	18,000	18,500	19,000	19,500	20,000	20,000	500	500	500	500	0	2.78%	2.70%	2.63%	2.56%	0.00%

		Approved 2015	2016	2017	2018	2019	2020	Change 2016	Change 2017	Change 2018	Change 2019	Change 2020	% Change 2016	% Change 2017	% Change 2018	% Change 2019	% Change 2020
Municipal Purposes																	
Elections Management																	
Elections Management Subtotal		18,000	20,000	20,500	21,000	21,500	21,500	2,000	500	500	500	0	11.11%	2.50%	2.44%	2.38%	0.00%
Accessibility Management																	
100-9030-40900	Consultants	10,000	10,000	10,000	10,000	10,000	10,000	0	0	0	0	0	0.00%	0.00%	0.00%	0.00%	0.00%
100-9030-91901	TSF from: Capital Levy	(30,000)	(30,000)	(30,000)	(30,000)	(30,000)	(30,000)	0	0	0	0	0	0.00%	0.00%	0.00%	0.00%	0.00%
100-9030-92971	TSF to: Ontario Disabilities Ac	20,000	20,000	20,000	20,000	20,000	20,000	0	0	0	0	0	0.00%	0.00%	0.00%	0.00%	0.00%
Accessibility Management Subtotal		0	0	0	0	0	0	0	0	0	0	0	0.00%	0.00%	0.00%	0.00%	0.00%
Municipal Purposes Total		(8,336,331)	(8,595,475)	(8,760,811)	(8,974,248)	(9,172,888)	(9,351,555)	(259,144)	(165,336)	(213,437)	(198,640)	(178,667)	3.11%	1.92%	2.44%	2.21%	1.91%



Appendix C: Revised 2016 Operating Budget and Multi-Year Budget Variance

2015-2020

	Approved 2015	2016	2017	2018	2019	2020	Change 2016	Change 2017	Change 2018	Change 2019	Change 2020	2016 % Change	2017 % Change	2018 % Change	2019 % Change	2020 % Change	
Council and Administration																	
Members of Council																	
120-1000-10000	Salaries & Wages	142,544	151,270	155,050	158,050	161,315	164,540	8,726	3,780	3,000	3,265	3,225	6.12%	2.50%	1.93%	2.07%	2.00%
120-1000-11001	Employee Benefits	66,470	68,495	69,910	71,285	72,660	73,575	2,025	1,415	1,375	1,375	915	3.05%	2.07%	1.97%	1.93%	1.26%
120-1000-12500	Course & Seminar Expenses	1,000	1,000	1,000	1,000	1,000	1,000	0	0	0	0	0	0.00%	0.00%	0.00%	0.00%	0.00%
120-1000-30700	Books & Publications	1,000	1,000	1,000	1,000	1,000	1,000	0	0	0	0	0	0.00%	0.00%	0.00%	0.00%	0.00%
120-1000-31800	Conference Expenses	10,000	10,000	10,000	10,000	10,000	10,000	0	0	0	0	0	0.00%	0.00%	0.00%	0.00%	0.00%
120-1000-33900	Insurance Expense	4,000	4,000	4,000	4,000	4,000	4,000	0	0	0	0	0	0.00%	0.00%	0.00%	0.00%	0.00%
120-1000-34800	Mileage & Expenses	8,000	8,000	8,000	8,000	8,000	8,000	0	0	0	0	0	0.00%	0.00%	0.00%	0.00%	0.00%
120-1000-34900	Miscellaneous	5,500	5,500	5,500	5,500	5,500	5,500	0	0	0	0	0	0.00%	0.00%	0.00%	0.00%	0.00%
120-1000-35200	Office Equipment & Furniture	1,000	1,000	1,000	1,000	1,000	1,000	0	0	0	0	0	0.00%	0.00%	0.00%	0.00%	0.00%
120-1000-35300	Office Supplies	500	500	500	500	500	500	0	0	0	0	0	0.00%	0.00%	0.00%	0.00%	0.00%
	Members of Council Subtotal	240,014	250,765	255,960	260,335	264,975	269,115	10,751	5,195	4,375	4,640	4,140	4.48%	2.07%	1.71%	1.78%	1.54%
Chief Administrative Officer																	
120-1050-10000	Salaries & Wages	207,920	212,085	217,365	221,730	226,175	230,685	4,165	5,280	4,365	4,445	4,510	2.00%	2.49%	2.01%	2.00%	1.99%
120-1050-11001	Employee Benefits	56,690	57,885	59,200	60,290	61,400	62,415	1,195	1,315	1,090	1,110	1,015	2.11%	2.27%	1.84%	1.84%	1.65%
120-1050-12500	Course & Seminar Expenses	2,000	2,000	2,000	2,000	2,000	2,000	0	0	0	0	0	0.00%	0.00%	0.00%	0.00%	0.00%
120-1050-30700	Books & Publications	1,000	1,000	1,000	1,000	1,000	1,000	0	0	0	0	0	0.00%	0.00%	0.00%	0.00%	0.00%
120-1050-31800	Conference Expenses	5,000	5,000	5,000	5,000	5,000	5,000	0	0	0	0	0	0.00%	0.00%	0.00%	0.00%	0.00%
120-1050-34700	Membership Expense	1,500	1,500	1,500	1,500	1,500	1,500	0	0	0	0	0	0.00%	0.00%	0.00%	0.00%	0.00%
120-1050-34800	Mileage & Expenses	1,000	1,000	1,000	1,000	1,000	1,000	0	0	0	0	0	0.00%	0.00%	0.00%	0.00%	0.00%
120-1050-34900	Miscellaneous	500	500	500	500	500	500	0	0	0	0	0	0.00%	0.00%	0.00%	0.00%	0.00%
120-1050-35300	Office Supplies	500	500	500	500	500	500	0	0	0	0	0	0.00%	0.00%	0.00%	0.00%	0.00%
	Chief Administrative Officer Subtotal	276,110	281,470	288,065	293,520	299,075	304,600	5,360	6,595	5,455	5,555	5,525	1.94%	2.34%	1.89%	1.89%	1.81%
	Council and Administration Total	516,124	532,235	544,025	553,855	564,050	573,715	16,111	11,790	9,830	10,195	9,665	3.12%	2.22%	1.81%	1.84%	1.68%



Appendix C: Revised 2016 Operating Budget and Multi-Year Budget Variance

2015-2020

	Approved 2015	2016	2017	2018	2019	2020	Change 2016	Change 2017	Change 2018	Change 2019	Change 2020	2016 % Change	2017 % Change	2018 % Change	2019 % Change	2020 % Change	
Corporate Services																	
Financial Services																	
130-1100-03400	Miscellaneous Revenue	(6,500)	(6,500)	(6,500)	(6,500)	(6,500)	0	0	0	0	0	0.00%	0.00%	0.00%	0.00%	0.00%	
130-1100-03425	Fee for Service	(12,000)	(12,000)	(12,000)	(12,000)	(12,000)	0	0	0	0	0	0.00%	0.00%	0.00%	0.00%	0.00%	
130-1100-05660	Tax Certificates	(10,000)	(10,000)	(10,000)	(10,000)	(10,000)	0	0	0	0	0	0.00%	0.00%	0.00%	0.00%	0.00%	
130-1100-05670	Tax Requests	(12,000)	(12,000)	(12,000)	(12,000)	(12,000)	0	0	0	0	0	0.00%	0.00%	0.00%	0.00%	0.00%	
130-1100-10000	Salaries & Wages	509,310	526,330	478,170	362,255	496,990	17,020	(48,160)	(115,915)	134,735	16,305	3.34%	-9.15%	-24.24%	37.19%	3.28%	
130-1100-11001	Employee Benefits	151,515	156,105	140,380	108,225	145,890	4,590	(15,725)	(32,155)	37,665	3,515	3.03%	-10.07%	-22.91%	34.80%	2.41%	
130-1100-12500	Course & Seminar Expenses	2,000	2,000	2,000	2,000	2,000	0	0	0	0	0	0.00%	0.00%	0.00%	0.00%	0.00%	
130-1100-30100	Advertising Expense	5,300	5,300	5,300	5,300	5,300	0	0	0	0	0	0.00%	0.00%	0.00%	0.00%	0.00%	
130-1100-30500	Bank Service Charges	14,500	14,500	14,500	14,500	14,500	0	0	0	0	0	0.00%	0.00%	0.00%	0.00%	0.00%	
130-1100-30505	Audit Fees	40,000	40,000	40,000	40,000	40,000	0	0	0	0	0	0.00%	0.00%	0.00%	0.00%	0.00%	
130-1100-30700	Books & Publications	100	100	100	100	100	0	0	0	0	0	0.00%	0.00%	0.00%	0.00%	0.00%	
130-1100-31200	Collections Charges	2,000	2,000	2,000	2,000	2,000	0	0	0	0	0	0.00%	0.00%	0.00%	0.00%	0.00%	
130-1100-31800	Conference Expenses	3,000	3,000	3,000	3,000	3,000	0	0	0	0	0	0.00%	0.00%	0.00%	0.00%	0.00%	
130-1100-34700	Membership Expense	2,300	2,300	2,300	2,300	2,300	0	0	0	0	0	0.00%	0.00%	0.00%	0.00%	0.00%	
130-1100-34800	Mileage & Expenses	2,000	2,000	2,000	2,000	2,000	0	0	0	0	0	0.00%	0.00%	0.00%	0.00%	0.00%	
130-1100-34900	Miscellaneous	2,500	2,500	2,500	2,500	2,500	0	0	0	0	0	0.00%	0.00%	0.00%	0.00%	0.00%	
130-1100-35200	Office Equipment & Furniture	8,000	8,000	8,000	8,000	8,000	0	0	0	0	0	0.00%	0.00%	0.00%	0.00%	0.00%	
130-1100-35350	Printing	4,000	4,000	4,000	4,000	4,000	0	0	0	0	0	0.00%	0.00%	0.00%	0.00%	0.00%	
130-1100-41000	Contracts	20,000	20,000	20,000	20,000	20,000	0	0	0	0	0	0.00%	0.00%	0.00%	0.00%	0.00%	
130-1100-80201	Recovery: Rate Supported	(75,000)	(75,000)	(75,000)	(75,000)	(75,000)	0	0	0	0	0	0.00%	0.00%	0.00%	0.00%	0.00%	
130-1100-80301	Recovery: Administration	(50,000)	0	0	0	0	50,000	0	0	0	0	-100.00%	0.00%	0.00%	0.00%	0.00%	
130-1100-91965	TSF from: Parking Revenue	0	(50,000)	(50,000)	(50,000)	(50,000)	(50,000)	0	0	0	0	100.00%	0.00%	0.00%	0.00%	0.00%	
	Financial Services Subtotal	601,025	622,635	558,750	410,680	583,080	602,900	21,610	(63,885)	(148,070)	172,400	19,820	3.60%	-10.26%	-26.50%	41.98%	3.29%
Clerks																	
130-1125-01350	Bed & Breakfast Licences	(62,000)	(62,000)	(62,000)	(62,000)	(62,000)	0	0	0	0	0	0.00%	0.00%	0.00%	0.00%	0.00%	

													BUDGET SUMMARY 2016 304				
		Approved 2015	2016	2017	2018	2019	2020	Change 2016	Change 2017	Change 2018	Change 2019	Change 2020	% Change 2016	% Change 2017	% Change 2018	% Change 2019	% Change 2020
Corporate Services																	
Clerks																	
130-1125-02850	Lottery License Fees	(2,000)	(2,000)	(2,000)	(2,000)	(2,000)	(2,000)	0	0	0	0	0	0.00%	0.00%	0.00%	0.00%	0.00%
130-1125-03400	Miscellaneous Revenue	(3,000)	(3,000)	(3,000)	(3,000)	(3,000)	(3,000)	0	0	0	0	0	0.00%	0.00%	0.00%	0.00%	0.00%
130-1125-10000	Salaries & Wages	246,085	245,010	257,985	408,210	309,855	339,215	(1,075)	12,975	150,225	(98,355)	29,360	-0.44%	5.30%	58.23%	-24.09%	9.48%
130-1125-11001	Employee Benefits	76,350	84,170	87,660	128,500	99,380	105,200	7,820	3,490	40,840	(29,120)	5,820	10.24%	4.15%	46.59%	-22.66%	5.86%
130-1125-12500	Course & Seminar Expenses	1,200	1,200	1,200	1,200	1,200	1,200	0	0	0	0	0	0.00%	0.00%	0.00%	0.00%	0.00%
130-1125-30100	Advertising Expense	700	700	700	700	700	700	0	0	0	0	0	0.00%	0.00%	0.00%	0.00%	0.00%
130-1125-30700	Books & Publications	1,800	1,800	1,800	1,800	1,800	1,800	0	0	0	0	0	0.00%	0.00%	0.00%	0.00%	0.00%
130-1125-31000	Capital Expenditures under \$5K	1,000	1,000	1,000	1,000	1,000	1,000	0	0	0	0	0	0.00%	0.00%	0.00%	0.00%	0.00%
130-1125-31800	Conference Expenses	850	850	850	850	850	850	0	0	0	0	0	0.00%	0.00%	0.00%	0.00%	0.00%
130-1125-34700	Membership Expense	800	800	800	800	800	800	0	0	0	0	0	0.00%	0.00%	0.00%	0.00%	0.00%
130-1125-34800	Mileage & Expenses	800	800	800	800	800	800	0	0	0	0	0	0.00%	0.00%	0.00%	0.00%	0.00%
130-1125-34900	Miscellaneous	100	100	100	100	100	100	0	0	0	0	0	0.00%	0.00%	0.00%	0.00%	0.00%
130-1125-35200	Office Equipment & Furniture	2,250	2,250	2,250	2,250	2,250	2,250	0	0	0	0	0	0.00%	0.00%	0.00%	0.00%	0.00%
130-1125-41000	Contracts	3,000	3,000	3,000	3,000	3,000	3,000	0	0	0	0	0	0.00%	0.00%	0.00%	0.00%	0.00%
130-1125-41110	Closed Meeting Charges	300	300	300	300	300	300	0	0	0	0	0	0.00%	0.00%	0.00%	0.00%	0.00%
130-1125-41200	Legal Expenses	8,000	8,000	8,000	8,000	8,000	8,000	0	0	0	0	0	0.00%	0.00%	0.00%	0.00%	0.00%
Clerks Subtotal		276,235	282,980	299,445	490,510	363,035	398,215	6,745	16,465	191,065	(127,475)	35,180	2.44%	5.82%	63.81%	-25.99%	8.83%
Information Systems																	
130-1150-10000	Salaries & Wages	202,675	197,745	205,060	211,815	218,765	226,210	(4,930)	7,315	6,755	6,950	7,445	-2.43%	3.70%	3.29%	3.28%	3.40%
130-1150-11001	Employee Benefits	60,670	60,315	62,295	64,035	65,805	67,530	(355)	1,980	1,740	1,770	1,725	-0.59%	3.28%	2.79%	2.76%	2.62%
130-1150-12500	Course & Seminar Expenses	1,000	1,000	1,000	1,000	1,000	1,000	0	0	0	0	0	0.00%	0.00%	0.00%	0.00%	0.00%
130-1150-30700	Books & Publications	500	500	500	500	500	500	0	0	0	0	0	0.00%	0.00%	0.00%	0.00%	0.00%
130-1150-30800	Building Maintenance	2,000	2,000	2,000	2,000	2,000	2,000	0	0	0	0	0	0.00%	0.00%	0.00%	0.00%	0.00%
130-1150-31000	Capital Expenditures under \$5K	3,500	3,500	3,500	3,500	3,500	3,500	0	0	0	0	0	0.00%	0.00%	0.00%	0.00%	0.00%
130-1150-31500	Computer Hardware	10,000	10,000	10,000	10,000	10,000	10,000	0	0	0	0	0	0.00%	0.00%	0.00%	0.00%	0.00%
130-1150-31800	Conference Expenses	1,000	1,000	1,000	1,000	1,000	1,000	0	0	0	0	0	0.00%	0.00%	0.00%	0.00%	0.00%
130-1150-32100	Corporate Telephone System	65,000	65,000	65,000	65,000	65,000	65,000	0	0	0	0	0	0.00%	0.00%	0.00%	0.00%	0.00%
130-1150-33900	Insurance Expense	2,000	2,000	2,000	2,000	2,000	2,000	0	0	0	0	0	0.00%	0.00%	0.00%	0.00%	0.00%
130-1150-34000	Internet Expenses	15,000	15,000	15,000	15,000	15,000	15,000	0	0	0	0	0	0.00%	0.00%	0.00%	0.00%	0.00%
130-1150-34100	Licenses	55,000	55,000	55,000	55,000	55,000	55,000	0	0	0	0	0	0.00%	0.00%	0.00%	0.00%	0.00%
130-1150-34800	Mileage & Expenses	2,000	2,000	2,000	2,000	2,000	2,000	0	0	0	0	0	0.00%	0.00%	0.00%	0.00%	0.00%
130-1150-34900	Miscellaneous	700	700	700	700	700	700	0	0	0	0	0	0.00%	0.00%	0.00%	0.00%	0.00%
130-1150-36700	Supplies	1,000	1,000	1,000	1,000	1,000	1,000	0	0	0	0	0	0.00%	0.00%	0.00%	0.00%	0.00%
130-1150-41000	Contracts	85,000	85,000	85,000	85,000	85,000	85,000	0	0	0	0	0	0.00%	0.00%	0.00%	0.00%	0.00%

		Approved 2015	2016	2017	2018	2019	2020	Change 2016	Change 2017	Change 2018	Change 2019	Change 2020	% Change 2016	% Change 2017	% Change 2018	% Change 2019	% Change 2020
Corporate Services																	
Information Systems																	
Information Systems Subtotal		507,045	501,760	511,055	519,550	528,270	537,440	(5,285)	9,295	8,495	8,720	9,170	-1.04%	1.85%	1.66%	1.68%	1.71%
Human Resources & Payroll																	
130-1350-10000	Salaries & Wages	128,530	145,510	153,610	156,685	159,835	163,020	16,980	8,100	3,075	3,150	3,185	13.21%	5.57%	2.00%	2.01%	1.99%
130-1350-11001	Employee Benefits	39,260	42,965	44,745	45,625	46,520	47,315	3,705	1,780	880	895	795	9.44%	4.14%	1.97%	1.96%	1.71%
130-1350-11002	Retiree Benefits	50,000	50,000	50,000	50,000	50,000	50,000	0	0	0	0	0	0.00%	0.00%	0.00%	0.00%	0.00%
130-1350-11003	WSIB Expenses	30,000	30,000	30,000	30,000	30,000	30,000	0	0	0	0	0	0.00%	0.00%	0.00%	0.00%	0.00%
130-1350-12500	Course & Seminar Expenses	400	400	400	400	400	400	0	0	0	0	0	0.00%	0.00%	0.00%	0.00%	0.00%
130-1350-30100	Advertising Expense	2,000	2,000	2,000	2,000	2,000	2,000	0	0	0	0	0	0.00%	0.00%	0.00%	0.00%	0.00%
130-1350-30700	Books & Publications	500	500	500	500	500	500	0	0	0	0	0	0.00%	0.00%	0.00%	0.00%	0.00%
130-1350-32200	Corporate Training Budget	15,000	15,000	15,000	15,000	15,000	15,000	0	0	0	0	0	0.00%	0.00%	0.00%	0.00%	0.00%
130-1350-33700	Health & Safety Programs	3,500	3,500	3,500	3,500	3,500	3,500	0	0	0	0	0	0.00%	0.00%	0.00%	0.00%	0.00%
130-1350-33705	Joint Health & Safety	500	500	500	500	500	500	0	0	0	0	0	0.00%	0.00%	0.00%	0.00%	0.00%
130-1350-33710	Medical Expenses	100	100	100	100	100	100	0	0	0	0	0	0.00%	0.00%	0.00%	0.00%	0.00%
130-1350-34700	Membership Expense	1,600	1,600	1,600	1,600	1,600	1,600	0	0	0	0	0	0.00%	0.00%	0.00%	0.00%	0.00%
130-1350-34800	Mileage & Expenses	1,000	1,000	1,000	1,000	1,000	1,000	0	0	0	0	0	0.00%	0.00%	0.00%	0.00%	0.00%
130-1350-34900	Miscellaneous	100	100	100	100	100	100	0	0	0	0	0	0.00%	0.00%	0.00%	0.00%	0.00%
130-1350-36100	Recruitment Expenses	2,000	2,000	2,000	2,000	2,000	2,000	0	0	0	0	0	0.00%	0.00%	0.00%	0.00%	0.00%
130-1350-36700	Supplies	250	250	250	250	250	250	0	0	0	0	0	0.00%	0.00%	0.00%	0.00%	0.00%
130-1350-40600	Benefits Consulting/EAP	5,000	5,000	5,000	5,000	5,000	5,000	0	0	0	0	0	0.00%	0.00%	0.00%	0.00%	0.00%
130-1350-40900	Consultants	5,000	5,000	5,000	5,000	5,000	5,000	0	0	0	0	0	0.00%	0.00%	0.00%	0.00%	0.00%
130-1350-41200	Legal Expenses	20,000	20,000	20,000	20,000	20,000	20,000	0	0	0	0	0	0.00%	0.00%	0.00%	0.00%	0.00%
Human Resources & Payroll Subtotal		304,740	325,425	335,305	339,260	343,305	347,285	20,685	9,880	3,955	4,045	3,980	6.79%	3.04%	1.18%	1.19%	1.15%
Communications																	
130-1360-10000	Salaries & Wages	63,100	64,355	65,975	67,285	68,635	70,015	1,255	1,620	1,310	1,350	1,380	1.99%	2.52%	1.99%	2.01%	2.01%
130-1360-11001	Employee Benefits	19,405	19,860	20,360	20,765	21,180	21,545	455	500	405	415	365	2.34%	2.52%	1.99%	2.00%	1.72%
130-1360-12500	Course & Seminar Expenses	1,000	1,000	1,000	1,000	1,000	1,000	0	0	0	0	0	0.00%	0.00%	0.00%	0.00%	0.00%
130-1360-30100	Advertising Expense	8,000	8,000	8,000	8,000	8,000	8,000	0	0	0	0	0	0.00%	0.00%	0.00%	0.00%	0.00%
130-1360-31000	Capital Expenditures under \$5K	2,000	2,000	2,000	2,000	2,000	2,000	0	0	0	0	0	0.00%	0.00%	0.00%	0.00%	0.00%
130-1360-34800	Mileage & Expenses	500	500	500	500	500	500	0	0	0	0	0	0.00%	0.00%	0.00%	0.00%	0.00%
Communications Subtotal		94,005	95,715	97,835	99,550	101,315	103,060	1,710	2,120	1,715	1,765	1,745	1.82%	2.21%	1.75%	1.77%	1.69%
Printing & Mail Room																	
130-1365-32900	Equipment Rental Expense	60,000	60,000	60,000	60,000	60,000	60,000	0	0	0	0	0	0.00%	0.00%	0.00%	0.00%	0.00%
130-1365-35300	Office Supplies	5,000	5,000	5,000	5,000	5,000	5,000	0	0	0	0	0	0.00%	0.00%	0.00%	0.00%	0.00%

		Approved 2015	2016	2017	2018	2019	2020	Change 2016	Change 2017	Change 2018	Change 2019	Change 2020	% Change 2016	% Change 2017	% Change 2018	% Change 2019	% Change 2020
Corporate Services																	
Printing & Mail Room																	
130-1365-35325	Paper & Printing Supplies	10,000	10,000	10,000	10,000	10,000	10,000	0	0	0	0	0	0.00%	0.00%	0.00%	0.00%	0.00%
130-1365-35350	Printing	500	500	500	500	500	500	0	0	0	0	0	0.00%	0.00%	0.00%	0.00%	0.00%
130-1365-35400	Postage	35,000	35,000	35,000	35,000	35,000	35,000	0	0	0	0	0	0.00%	0.00%	0.00%	0.00%	0.00%
130-1365-36700	Supplies	1,500	1,500	1,500	1,500	1,500	1,500	0	0	0	0	0	0.00%	0.00%	0.00%	0.00%	0.00%
Printing & Mail Room Subtotal		112,000	112,000	112,000	112,000	112,000	112,000	0	0	0	0	0	0.00%	0.00%	0.00%	0.00%	0.00%
Corporate Services Total		1,895,050	1,940,515	1,914,390	1,971,550	2,031,005	2,100,900	45,465	(26,125)	57,160	59,455	69,895	2.40%	-1.35%	2.99%	3.02%	3.33%



Appendix C: Revised 2016 Operating Budget and Multi-Year Budget Variance

2015-2020

		Approved 2015	2016	2017	2018	2019	2020	Change 2016	Change 2017	Change 2018	Change 2019	Change 2020	2016 % Change	2017 % Change	2018 % Change	2019 % Change	2020 % Change
Fire & Emergency Services																	
Program Administration																	
250-1400-02550	Inspection Certificates	(2,125)	(2,125)	(2,125)	(2,125)	(2,125)	(2,125)	0	0	0	0	0	0.00%	0.00%	0.00%	0.00%	0.00%
250-1400-03400	Miscellaneous Revenue	(13,000)	(13,000)	(13,000)	(13,000)	(13,000)	(13,000)	0	0	0	0	0	0.00%	0.00%	0.00%	0.00%	0.00%
250-1400-05050	Rental Revenue	(31,770)	(31,770)	(31,770)	(31,770)	(31,770)	(31,770)	0	0	0	0	0	0.00%	0.00%	0.00%	0.00%	0.00%
250-1400-10000	Salaries & Wages	371,535	384,130	393,720	401,583	409,610	417,835	12,595	9,590	7,863	8,027	8,225	3.39%	2.50%	2.00%	2.00%	2.01%
250-1400-11001	Employee Benefits	74,385	77,176	79,090	80,665	82,255	83,715	2,791	1,914	1,575	1,590	1,460	3.75%	2.48%	1.99%	1.97%	1.77%
250-1400-12100	Protective Clothing	5,000	5,000	5,000	5,000	5,000	5,000	0	0	0	0	0	0.00%	0.00%	0.00%	0.00%	0.00%
250-1400-12202	VFF Honorarium	307,024	400,000	408,000	416,160	424,480	432,970	92,976	8,000	8,160	8,320	8,490	30.28%	2.00%	2.00%	2.00%	2.00%
250-1400-12210	VFF Benefits	27,000	30,000	31,000	32,000	33,000	34,000	3,000	1,000	1,000	1,000	1,000	11.11%	3.33%	3.23%	3.13%	3.03%
250-1400-12300	Uniforms, Coveralls, etc.	3,000	3,000	3,000	3,000	3,000	3,000	0	0	0	0	0	0.00%	0.00%	0.00%	0.00%	0.00%
250-1400-12500	Course & Seminar Expenses	1,000	1,000	1,000	1,000	1,000	1,000	0	0	0	0	0	0.00%	0.00%	0.00%	0.00%	0.00%
250-1400-30200	Alarm System	50,000	50,000	50,000	50,000	50,000	50,000	0	0	0	0	0	0.00%	0.00%	0.00%	0.00%	0.00%
250-1400-30700	Books & Publications	1,000	1,000	1,000	1,000	1,000	1,000	0	0	0	0	0	0.00%	0.00%	0.00%	0.00%	0.00%
250-1400-31000	Capital Expenditures under \$5K	7,000	7,000	7,000	7,000	7,000	7,000	0	0	0	0	0	0.00%	0.00%	0.00%	0.00%	0.00%
250-1400-31400	Communication Equipment	5,500	5,500	5,500	5,500	5,500	5,500	0	0	0	0	0	0.00%	0.00%	0.00%	0.00%	0.00%
250-1400-31800	Conference Expenses	2,500	2,500	2,500	2,500	2,500	2,500	0	0	0	0	0	0.00%	0.00%	0.00%	0.00%	0.00%
250-1400-32800	Emergency Planning	5,000	5,000	5,000	5,000	5,000	5,000	0	0	0	0	0	0.00%	0.00%	0.00%	0.00%	0.00%
250-1400-33900	Insurance Expense	3,800	3,800	3,800	3,800	3,800	3,800	0	0	0	0	0	0.00%	0.00%	0.00%	0.00%	0.00%
250-1400-34100	Licenses	4,000	4,000	4,000	4,000	4,000	4,000	0	0	0	0	0	0.00%	0.00%	0.00%	0.00%	0.00%
250-1400-34300	Maintenance	17,500	15,000	15,000	15,000	15,000	15,000	(2,500)	0	0	0	0	-14.29%	0.00%	0.00%	0.00%	0.00%
250-1400-34700	Membership Expense	2,600	2,600	2,600	2,600	2,600	2,600	0	0	0	0	0	0.00%	0.00%	0.00%	0.00%	0.00%
250-1400-34800	Mileage & Expenses	3,500	3,500	3,500	3,500	3,500	3,500	0	0	0	0	0	0.00%	0.00%	0.00%	0.00%	0.00%
250-1400-34900	Miscellaneous	5,000	5,000	5,000	5,000	5,000	5,000	0	0	0	0	0	0.00%	0.00%	0.00%	0.00%	0.00%
250-1400-35300	Office Supplies	2,500	2,500	2,500	2,500	2,500	2,500	0	0	0	0	0	0.00%	0.00%	0.00%	0.00%	0.00%
250-1400-36000	Radio System Maintenance	3,500	3,500	3,500	3,500	3,500	3,500	0	0	0	0	0	0.00%	0.00%	0.00%	0.00%	0.00%
250-1400-36700	Supplies	1,500	1,500	1,500	1,500	1,500	1,500	0	0	0	0	0	0.00%	0.00%	0.00%	0.00%	0.00%
250-1400-41200	Legal Expenses	500	0	0	0	0	0	(500)	0	0	0	0	-100.00%	0.00%	0.00%	0.00%	0.00%

		Approved 2015	2016	2017	2018	2019	2020	Change 2016	Change 2017	Change 2018	Change 2019	Change 2020	% Change 2016	% Change 2017	% Change 2018	% Change 2019	% Change 2020
Fire & Emergency Services																	
Program Administration																	
250-1400-80450	Chargeback: Hydrants Rentals	75,000	75,000	75,000	75,000	75,000	75,000	0	0	0	0	0	0.00%	0.00%	0.00%	0.00%	0.00%
Program Administration Subtotal		932,449	1,040,811	1,061,315	1,079,913	1,098,850	1,118,025	108,362	20,504	18,598	18,937	19,175	11.62%	1.97%	1.75%	1.75%	1.72%
Vehicles & Equipment																	
250-1500-32550	Materials	1,000	1,000	1,000	1,000	1,000	1,000	0	0	0	0	0	0.00%	0.00%	0.00%	0.00%	0.00%
250-1500-32600	Diesel Fuel	6,900	6,900	6,900	6,900	6,900	6,900	0	0	0	0	0	0.00%	0.00%	0.00%	0.00%	0.00%
250-1500-33300	Gasoline	15,000	15,000	15,000	15,000	15,000	15,000	0	0	0	0	0	0.00%	0.00%	0.00%	0.00%	0.00%
250-1500-33900	Insurance Expense	28,000	28,000	28,000	28,000	28,000	28,000	0	0	0	0	0	0.00%	0.00%	0.00%	0.00%	0.00%
250-1500-34300	Maintenance	15,000	15,000	15,000	15,000	15,000	15,000	0	0	0	0	0	0.00%	0.00%	0.00%	0.00%	0.00%
250-1500-34900	Miscellaneous	20,000	20,000	20,000	20,000	20,000	20,000	0	0	0	0	0	0.00%	0.00%	0.00%	0.00%	0.00%
Vehicles & Equipment Subtotal		85,900	85,900	85,900	85,900	85,900	85,900	0	0	0	0	0	0.00%	0.00%	0.00%	0.00%	0.00%
District #1 - NOTL																	
250-1650-12200	Honorarium	130	130	130	130	130	130	0	0	0	0	0	0.00%	0.00%	0.00%	0.00%	0.00%
250-1650-33900	Insurance Expense	2,800	2,800	2,800	2,800	2,800	2,800	0	0	0	0	0	0.00%	0.00%	0.00%	0.00%	0.00%
250-1650-34000	Internet Expenses	750	750	750	750	750	750	0	0	0	0	0	0.00%	0.00%	0.00%	0.00%	0.00%
250-1650-36700	Supplies	300	300	300	300	300	300	0	0	0	0	0	0.00%	0.00%	0.00%	0.00%	0.00%
250-1650-36900	Telephone	1,000	1,000	1,000	1,000	1,000	1,000	0	0	0	0	0	0.00%	0.00%	0.00%	0.00%	0.00%
250-1650-37100	Utilities - Hydro	7,000	7,000	7,000	7,000	7,000	7,000	0	0	0	0	0	0.00%	0.00%	0.00%	0.00%	0.00%
250-1650-37200	Utilities - Natural Gas	9,500	9,500	9,500	9,500	9,500	9,500	0	0	0	0	0	0.00%	0.00%	0.00%	0.00%	0.00%
250-1650-37300	Utilities - Water & Wastewater	920	920	920	920	920	920	0	0	0	0	0	0.00%	0.00%	0.00%	0.00%	0.00%
250-1650-80360	Chargeback: Grounds Services	4,000	7,000	7,000	7,000	7,000	7,000	3,000	0	0	0	0	75.00%	0.00%	0.00%	0.00%	0.00%
District #1 - NOTL Subtotal		26,400	29,400	29,400	29,400	29,400	29,400	3,000	0	0	0	0	11.36%	0.00%	0.00%	0.00%	0.00%
District #2 - St. Davids																	
250-1700-12200	Honorarium	130	130	130	130	130	130	0	0	0	0	0	0.00%	0.00%	0.00%	0.00%	0.00%
250-1700-33900	Insurance Expense	1,600	1,600	1,600	1,600	1,600	1,600	0	0	0	0	0	0.00%	0.00%	0.00%	0.00%	0.00%
250-1700-36700	Supplies	300	300	300	300	300	300	0	0	0	0	0	0.00%	0.00%	0.00%	0.00%	0.00%
250-1700-36900	Telephone	1,400	1,400	1,400	1,400	1,400	1,400	0	0	0	0	0	0.00%	0.00%	0.00%	0.00%	0.00%
250-1700-37100	Utilities - Hydro	4,000	4,000	4,000	4,000	4,000	4,000	0	0	0	0	0	0.00%	0.00%	0.00%	0.00%	0.00%
250-1700-37200	Utilities - Natural Gas	5,500	5,500	5,500	5,500	5,500	5,500	0	0	0	0	0	0.00%	0.00%	0.00%	0.00%	0.00%
250-1700-37300	Utilities - Water & Wastewater	1,000	1,000	1,000	1,000	1,000	1,000	0	0	0	0	0	0.00%	0.00%	0.00%	0.00%	0.00%
250-1700-80360	Chargeback: Grounds Services	4,000	7,000	7,000	7,000	7,000	7,000	3,000	0	0	0	0	75.00%	0.00%	0.00%	0.00%	0.00%
District #2 - St. Davids Subtotal		17,930	20,930	20,930	20,930	20,930	20,930	3,000	0	0	0	0	16.73%	0.00%	0.00%	0.00%	0.00%

		Approved 2015	2016	2017	2018	2019	2020	Change 2016	Change 2017	Change 2018	Change 2019	Change 2020	% Change 2016	% Change 2017	% Change 2018	% Change 2019	% Change 2020
Fire & Emergency Services																	
District #3 - Virgil																	
250-1750-12200	Honorarium	130	130	130	130	130	130	0	0	0	0	0	0.00%	0.00%	0.00%	0.00%	0.00%
250-1750-33900	Insurance Expense	4,500	4,500	4,500	4,500	4,500	4,500	0	0	0	0	0	0.00%	0.00%	0.00%	0.00%	0.00%
250-1750-36700	Supplies	300	300	300	300	300	300	0	0	0	0	0	0.00%	0.00%	0.00%	0.00%	0.00%
250-1750-36900	Telephone	2,000	2,000	2,000	2,000	2,000	2,000	0	0	0	0	0	0.00%	0.00%	0.00%	0.00%	0.00%
250-1750-37100	Utilities - Hydro	8,000	8,000	8,000	8,000	8,000	8,000	0	0	0	0	0	0.00%	0.00%	0.00%	0.00%	0.00%
250-1750-37200	Utilities - Natural Gas	9,000	9,000	9,000	9,000	9,000	9,000	0	0	0	0	0	0.00%	0.00%	0.00%	0.00%	0.00%
250-1750-37300	Utilities - Water & Wastewater	1,300	1,300	1,300	1,300	1,300	1,300	0	0	0	0	0	0.00%	0.00%	0.00%	0.00%	0.00%
250-1750-80360	Chargeback: Grounds Services	4,000	7,000	7,000	7,000	7,000	7,000	3,000	0	0	0	0	75.00%	0.00%	0.00%	0.00%	0.00%
District #3 - Virgil Subtotal		29,230	32,230	32,230	32,230	32,230	32,230	3,000	0	0	0	0	10.26%	0.00%	0.00%	0.00%	0.00%
District #4 - Queenston																	
250-1800-12200	Honorarium	130	130	130	130	130	130	0	0	0	0	0	0.00%	0.00%	0.00%	0.00%	0.00%
250-1800-33900	Insurance Expense	1,300	1,300	1,300	1,300	1,300	1,300	0	0	0	0	0	0.00%	0.00%	0.00%	0.00%	0.00%
250-1800-36700	Supplies	300	300	300	300	300	300	0	0	0	0	0	0.00%	0.00%	0.00%	0.00%	0.00%
250-1800-36900	Telephone	1,300	1,300	1,300	1,300	1,300	1,300	0	0	0	0	0	0.00%	0.00%	0.00%	0.00%	0.00%
250-1800-37100	Utilities - Hydro	2,400	2,400	2,400	2,400	2,400	2,400	0	0	0	0	0	0.00%	0.00%	0.00%	0.00%	0.00%
250-1800-37200	Utilities - Natural Gas	5,600	5,600	5,600	5,600	5,600	5,600	0	0	0	0	0	0.00%	0.00%	0.00%	0.00%	0.00%
250-1800-37300	Utilities - Water & Wastewater	2,000	2,000	2,000	2,000	2,000	2,000	0	0	0	0	0	0.00%	0.00%	0.00%	0.00%	0.00%
250-1800-80360	Chargeback: Grounds Services	4,000	7,000	7,000	7,000	7,000	7,000	3,000	0	0	0	0	75.00%	0.00%	0.00%	0.00%	0.00%
District #4 - Queenston Subtotal		17,030	20,030	20,030	20,030	20,030	20,030	3,000	0	0	0	0	17.62%	0.00%	0.00%	0.00%	0.00%
District #5 - Glendale																	
250-1850-12200	Honorarium	130	130	130	130	130	130	0	0	0	0	0	0.00%	0.00%	0.00%	0.00%	0.00%
250-1850-33900	Insurance Expense	3,300	3,300	3,300	3,300	3,300	3,300	0	0	0	0	0	0.00%	0.00%	0.00%	0.00%	0.00%
250-1850-36900	Telephone	1,500	1,500	1,500	1,500	1,500	1,500	0	0	0	0	0	0.00%	0.00%	0.00%	0.00%	0.00%
250-1850-37100	Utilities - Hydro	6,000	6,000	6,000	6,000	6,000	6,000	0	0	0	0	0	0.00%	0.00%	0.00%	0.00%	0.00%
250-1850-37200	Utilities - Natural Gas	5,000	5,000	5,000	5,000	5,000	5,000	0	0	0	0	0	0.00%	0.00%	0.00%	0.00%	0.00%
250-1850-37300	Utilities - Water & Wastewater	800	800	800	800	800	800	0	0	0	0	0	0.00%	0.00%	0.00%	0.00%	0.00%
250-1850-80360	Chargeback: Grounds Services	4,000	7,000	7,000	7,000	7,000	7,000	3,000	0	0	0	0	75.00%	0.00%	0.00%	0.00%	0.00%
District #5 - Glendale Subtotal		20,730	23,730	23,730	23,730	23,730	23,730	3,000	0	0	0	0	14.47%	0.00%	0.00%	0.00%	0.00%
Prevention Division																	
250-1900-31800	Conference Expenses	1,600	1,600	1,600	1,600	1,600	1,600	0	0	0	0	0	0.00%	0.00%	0.00%	0.00%	0.00%
250-1900-34800	Mileage & Expenses	600	600	600	600	600	600	0	0	0	0	0	0.00%	0.00%	0.00%	0.00%	0.00%
250-1900-35300	Office Supplies	300	300	300	300	300	300	0	0	0	0	0	0.00%	0.00%	0.00%	0.00%	0.00%
250-1900-36700	Supplies	2,500	2,500	2,500	2,500	2,500	2,500	0	0	0	0	0	0.00%	0.00%	0.00%	0.00%	0.00%

		Approved 2015	2016	2017	2018	2019	2020	Change 2016	Change 2017	Change 2018	Change 2019	Change 2020	% Change 2016	% Change 2017	% Change 2018	% Change 2019	% Change 2020
Fire & Emergency Services																	
Prevention Division																	
Prevention Division Subtotal		5,000	5,000	5,000	5,000	5,000	5,000	0	0	0	0	0	0.00%	0.00%	0.00%	0.00%	0.00%
Training Division																	
250-1950-12500	Course & Seminar Expenses	5,000	15,000	15,000	15,000	15,000	15,000	10,000	0	0	0	0	200.00%	0.00%	0.00%	0.00%	0.00%
250-1950-31800	Conference Expenses	1,600	1,600	1,600	1,600	1,600	1,600	0	0	0	0	0	0.00%	0.00%	0.00%	0.00%	0.00%
250-1950-33100	Firefighters Per Diem	2,000	12,000	12,000	12,000	12,000	12,000	10,000	0	0	0	0	500.00%	0.00%	0.00%	0.00%	0.00%
250-1950-34800	Mileage & Expenses	4,000	4,000	4,000	4,000	4,000	4,000	0	0	0	0	0	0.00%	0.00%	0.00%	0.00%	0.00%
250-1950-34900	Miscellaneous	500	500	500	500	500	500	0	0	0	0	0	0.00%	0.00%	0.00%	0.00%	0.00%
250-1950-36700	Supplies	500	500	500	500	500	500	0	0	0	0	0	0.00%	0.00%	0.00%	0.00%	0.00%
Training Division Subtotal		13,600	33,600	33,600	33,600	33,600	33,600	20,000	0	0	0	0	147.06%	0.00%	0.00%	0.00%	0.00%
Fire & Emergency Services Total		1,148,269	1,291,631	1,312,135	1,330,733	1,349,670	1,368,845	143,362	20,504	18,598	18,937	19,175	12.49%	1.59%	1.42%	1.42%	1.40%



Appendix C: Revised 2016 Operating Budget and Multi-Year Budget Variance

2015-2020

	Approved 2015	2016	2017	2018	2019	2020	Change 2016	Change 2017	Change 2018	Change 2019	Change 2020	2016 % Change	2017 % Change	2018 % Change	2019 % Change	2020 % Change	
Public Works																	
Program Administration																	
300-1400-10000	Salaries & Wages	1,923,500	1,954,175	2,066,230	2,112,786	2,160,645	2,210,075	30,675	112,055	46,556	47,859	49,430	1.59%	5.73%	2.25%	2.27%	2.29%
300-1400-10001	Salaries & Wages - Part time	0	46,970	48,135	49,100	50,090	51,080	46,970	1,165	965	990	990	100.00%	2.48%	2.00%	2.02%	1.98%
300-1400-11001	Employee Benefits	583,290	594,440	629,875	643,420	657,175	669,895	11,150	35,435	13,545	13,755	12,720	1.91%	5.96%	2.15%	2.14%	1.94%
300-1400-11011	Employee Benefits - Part time	0	5,700	5,880	5,990	6,115	6,235	5,700	180	110	125	120	100.00%	3.16%	1.87%	2.09%	1.96%
300-1400-80251	Recovery: Payroll	(2,070,260)	(2,157,923)	(2,296,440)	(2,348,356)	(2,401,398)	(2,454,635)	(87,663)	(138,517)	(51,916)	(53,042)	(53,237)	4.23%	6.42%	2.26%	2.26%	2.22%
300-1400-80253	Capital Recovery: Payroll	(150,000)	(150,000)	(150,000)	(150,000)	(150,000)	(150,000)	0	0	0	0	0	0.00%	0.00%	0.00%	0.00%	0.00%
300-1400-80261	Recovery: Allocated Salaries	(286,530)	(293,362)	(303,680)	(312,940)	(322,627)	(332,650)	(6,832)	(10,318)	(9,260)	(9,687)	(10,023)	2.38%	3.52%	3.05%	3.10%	3.11%
Program Administration Subtotal		0	0	0	0	0	0	0	0	0	0	0	0.00%	0.00%	0.00%	0.00%	0.00%
Public Works Total		0	0	0	0	0	0	0	0	0	0	0	0.00%	0.00%	0.00%	0.00%	0.00%



Appendix C: Revised 2016 Operating Budget and Multi-Year Budget Variance

2015-2020

	Approved 2015	2016	2017	2018	2019	2020	Change 2016	Change 2017	Change 2018	Change 2019	Change 2020	2016 % Change	2017 % Change	2018 % Change	2019 % Change	2020 % Change	
Roads Department																	
Program Administration																	
310-1400-12400	Safety Footware	200	200	200	200	200	200	0	0	0	0	0	0.00%	0.00%	0.00%	0.00%	0.00%
310-1400-12500	Course & Seminar Expenses	6,000	6,000	6,000	6,000	6,000	6,000	0	0	0	0	0	0.00%	0.00%	0.00%	0.00%	0.00%
310-1400-30100	Advertising Expense	1,500	1,500	1,500	1,500	1,500	1,500	0	0	0	0	0	0.00%	0.00%	0.00%	0.00%	0.00%
310-1400-30400	Answering Service	2,000	2,000	2,000	2,000	2,000	2,000	0	0	0	0	0	0.00%	0.00%	0.00%	0.00%	0.00%
310-1400-30700	Books & Publications	300	300	300	300	300	300	0	0	0	0	0	0.00%	0.00%	0.00%	0.00%	0.00%
310-1400-30800	Building Maintenance	1,000	1,000	1,000	1,000	1,000	1,000	0	0	0	0	0	0.00%	0.00%	0.00%	0.00%	0.00%
310-1400-31100	Cleaning Materials	500	500	500	500	500	500	0	0	0	0	0	0.00%	0.00%	0.00%	0.00%	0.00%
310-1400-31800	Conference Expenses	3,000	3,000	3,000	3,000	3,000	3,000	0	0	0	0	0	0.00%	0.00%	0.00%	0.00%	0.00%
310-1400-32000	Construction Materials	500	500	500	500	500	500	0	0	0	0	0	0.00%	0.00%	0.00%	0.00%	0.00%
310-1400-32700	Drafting Supplies	5,000	5,000	5,000	5,000	5,000	5,000	0	0	0	0	0	0.00%	0.00%	0.00%	0.00%	0.00%
310-1400-33500	Grounds Services	500	500	500	500	500	500	0	0	0	0	0	0.00%	0.00%	0.00%	0.00%	0.00%
310-1400-33900	Insurance Expense	42,500	42,500	42,500	42,500	42,500	42,500	0	0	0	0	0	0.00%	0.00%	0.00%	0.00%	0.00%
310-1400-34100	Licenses	11,500	11,500	11,500	11,500	11,500	11,500	0	0	0	0	0	0.00%	0.00%	0.00%	0.00%	0.00%
310-1400-34600	Meals & Refreshments	800	800	800	800	800	800	0	0	0	0	0	0.00%	0.00%	0.00%	0.00%	0.00%
310-1400-34700	Membership Expense	3,000	3,000	3,000	3,000	3,000	3,000	0	0	0	0	0	0.00%	0.00%	0.00%	0.00%	0.00%
310-1400-34800	Mileage & Expenses	500	500	500	500	500	500	0	0	0	0	0	0.00%	0.00%	0.00%	0.00%	0.00%
310-1400-34900	Miscellaneous	500	500	500	500	500	500	0	0	0	0	0	0.00%	0.00%	0.00%	0.00%	0.00%
310-1400-35200	Office Equipment & Furniture	1,000	1,000	1,000	1,000	1,000	1,000	0	0	0	0	0	0.00%	0.00%	0.00%	0.00%	0.00%
310-1400-35300	Office Supplies	5,000	5,000	5,000	5,000	5,000	5,000	0	0	0	0	0	0.00%	0.00%	0.00%	0.00%	0.00%
310-1400-36000	Radio System Maintenance	900	900	900	900	900	900	0	0	0	0	0	0.00%	0.00%	0.00%	0.00%	0.00%
310-1400-36500	Small Tools & Equipment	300	300	300	300	300	300	0	0	0	0	0	0.00%	0.00%	0.00%	0.00%	0.00%
310-1400-36700	Supplies	300	300	300	300	300	300	0	0	0	0	0	0.00%	0.00%	0.00%	0.00%	0.00%
310-1400-36900	Telephone	200	200	200	200	200	200	0	0	0	0	0	0.00%	0.00%	0.00%	0.00%	0.00%
310-1400-37100	Utilities - Hydro	13,000	13,000	13,000	13,000	13,000	13,000	0	0	0	0	0	0.00%	0.00%	0.00%	0.00%	0.00%
310-1400-37200	Utilities - Natural Gas	6,000	6,000	6,000	6,000	6,000	6,000	0	0	0	0	0	0.00%	0.00%	0.00%	0.00%	0.00%
310-1400-37300	Utilities - Water & Wastewater	1,000	1,000	1,000	1,000	1,000	1,000	0	0	0	0	0	0.00%	0.00%	0.00%	0.00%	0.00%

		Approved 2015	2016	2017	2018	2019	2020	Change 2016	Change 2017	Change 2018	Change 2019	Change 2020	% Change 2016	% Change 2017	% Change 2018	% Change 2019	% Change 2020
Roads Department																	
Irrigation Operations																	
310-3000-12100	Protective Clothing	100	100	100	100	100	100	0	0	0	0	0	0.00%	0.00%	0.00%	0.00%	0.00%
310-3000-12400	Safety Footware	125	125	125	125	125	125	0	0	0	0	0	0.00%	0.00%	0.00%	0.00%	0.00%
310-3000-12500	Course & Seminar Expenses	1,000	1,000	1,000	1,000	1,000	1,000	0	0	0	0	0	0.00%	0.00%	0.00%	0.00%	0.00%
310-3000-30100	Advertising Expense	500	500	500	500	500	500	0	0	0	0	0	0.00%	0.00%	0.00%	0.00%	0.00%
310-3000-30700	Books & Publications	150	150	150	150	150	150	0	0	0	0	0	0.00%	0.00%	0.00%	0.00%	0.00%
310-3000-31800	Conference Expenses	700	700	700	700	700	700	0	0	0	0	0	0.00%	0.00%	0.00%	0.00%	0.00%
310-3000-32000	Construction Materials	5,000	5,000	5,000	5,000	5,000	5,000	0	0	0	0	0	0.00%	0.00%	0.00%	0.00%	0.00%
310-3000-33900	Insurance Expense	3,600	3,600	3,600	3,600	3,600	3,600	0	0	0	0	0	0.00%	0.00%	0.00%	0.00%	0.00%
310-3000-34700	Membership Expense	300	300	300	300	300	300	0	0	0	0	0	0.00%	0.00%	0.00%	0.00%	0.00%
310-3000-34800	Mileage & Expenses	750	750	750	750	750	750	0	0	0	0	0	0.00%	0.00%	0.00%	0.00%	0.00%
310-3000-35200	Office Equipment & Furniture	500	500	500	500	500	500	0	0	0	0	0	0.00%	0.00%	0.00%	0.00%	0.00%
310-3000-35300	Office Supplies	200	200	200	200	200	200	0	0	0	0	0	0.00%	0.00%	0.00%	0.00%	0.00%
310-3000-35400	Postage	100	100	100	100	100	100	0	0	0	0	0	0.00%	0.00%	0.00%	0.00%	0.00%
310-3000-36700	Supplies	500	500	500	500	500	500	0	0	0	0	0	0.00%	0.00%	0.00%	0.00%	0.00%
310-3000-36900	Telephone	2,100	2,100	2,100	2,100	2,100	2,100	0	0	0	0	0	0.00%	0.00%	0.00%	0.00%	0.00%
310-3000-37100	Utilities - Hydro	77,000	77,000	77,000	77,000	77,000	77,000	0	0	0	0	0	0.00%	0.00%	0.00%	0.00%	0.00%
310-3000-37600	Water Supply	7,000	7,000	7,000	7,000	7,000	7,000	0	0	0	0	0	0.00%	0.00%	0.00%	0.00%	0.00%
310-3000-40900	Consultants	3,000	3,000	3,000	3,000	3,000	3,000	0	0	0	0	0	0.00%	0.00%	0.00%	0.00%	0.00%
310-3000-41000	Contracts	30,000	30,000	30,000	30,000	30,000	30,000	0	0	0	0	0	0.00%	0.00%	0.00%	0.00%	0.00%
310-3000-41200	Legal Expenses	2,500	2,500	2,500	2,500	2,500	2,500	0	0	0	0	0	0.00%	0.00%	0.00%	0.00%	0.00%
310-3000-80250	Chargeback: Payroll	58,900	55,976	59,569	60,916	62,292	63,673	(2,924)	3,593	1,347	1,376	1,381	-4.96%	6.42%	2.26%	2.26%	2.22%
310-3000-80500	Chargeback: Equipment	3,600	3,210	3,210	3,210	3,210	3,210	(390)	0	0	0	0	-10.83%	0.00%	0.00%	0.00%	0.00%
Irrigation Operations Subtotal		0	0	0	0	0	0	0	0	0	0	0	0.00%	0.00%	0.00%	0.00%	0.00%
Driveway Curb Cuts																	
310-3050-05200	Services Rendered	(5,000)	(5,000)	(5,000)	(5,000)	(5,000)	(5,000)	0	0	0	0	0	0.00%	0.00%	0.00%	0.00%	0.00%
310-3050-41000	Contracts	4,000	4,000	4,000	4,000	4,000	4,000	0	0	0	0	0	0.00%	0.00%	0.00%	0.00%	0.00%
310-3050-80250	Chargeback: Payroll	5,100	5,353	5,697	5,826	5,957	6,090	253	344	129	131	133	4.96%	6.43%	2.26%	2.25%	2.23%
310-3050-80500	Chargeback: Equipment	800	764	764	764	764	764	(36)	0	0	0	0	-4.50%	0.00%	0.00%	0.00%	0.00%
Driveway Curb Cuts Subtotal		4,900	5,117	5,461	5,590	5,721	5,854	217	344	129	131	133	4.43%	6.72%	2.36%	2.34%	2.27%
Roads Department Total		526,185	530,435	552,704	561,827	571,134	580,477	4,250	22,269	9,123	9,307	9,343	0.81%	4.20%	1.65%	1.66%	1.61%



Appendix C: Revised 2016 Operating Budget and Multi-Year Budget Variance

2015-2020

		Approved 2015	2016	2017	2018	2019	2020	Change 2016	Change 2017	Change 2018	Change 2019	Change 2020	2016 % Change	2017 % Change	2018 % Change	2019 % Change	2020 % Change
Roads Maintenance																	
Grass Mowing & Weed Spraying																	
320-2150-32000	Construction Materials	3,000	3,000	3,000	3,000	3,000	3,000	0	0	0	0	0	0.00%	0.00%	0.00%	0.00%	0.00%
320-2150-80250	Chargeback: Payroll	81,900	77,834	82,830	84,703	86,616	88,536	(4,066)	4,996	1,873	1,913	1,920	-4.96%	6.42%	2.26%	2.26%	2.22%
320-2150-80500	Chargeback: Equipment	67,000	60,655	60,655	60,655	60,655	60,655	(6,345)	0	0	0	0	-9.47%	0.00%	0.00%	0.00%	0.00%
Grass Mowing & Weed Spraying Subtotal		151,900	141,489	146,485	148,358	150,271	152,191	(10,411)	4,996	1,873	1,913	1,920	-6.85%	3.53%	1.28%	1.29%	1.26%
Special Events																	
320-2300-41000	Contracts	500	500	500	500	500	500	0	0	0	0	0	0.00%	0.00%	0.00%	0.00%	0.00%
320-2300-80250	Chargeback: Payroll	7,500	9,394	9,997	10,223	10,454	10,686	1,894	603	226	231	232	25.25%	6.42%	2.26%	2.26%	2.22%
320-2300-80500	Chargeback: Equipment	1,000	1,345	1,345	1,345	1,345	1,345	345	0	0	0	0	34.50%	0.00%	0.00%	0.00%	0.00%
Special Events Subtotal		9,000	11,239	11,842	12,068	12,299	12,531	2,239	603	226	231	232	24.88%	5.37%	1.91%	1.91%	1.85%
Emergency Assistance																	
320-2350-80250	Chargeback: Payroll	2,300	2,334	2,483	2,540	2,597	2,655	34	149	57	57	58	1.48%	6.38%	2.30%	2.24%	2.23%
320-2350-80500	Chargeback: Equipment	500	472	472	472	472	472	(28)	0	0	0	0	-5.60%	0.00%	0.00%	0.00%	0.00%
Emergency Assistance Subtotal		2,800	2,806	2,955	3,012	3,069	3,127	6	149	57	57	58	0.21%	5.31%	1.93%	1.89%	1.85%
Patching & Spray Patching																	
320-2400-32000	Construction Materials	18,000	18,000	18,000	18,000	18,000	18,000	0	0	0	0	0	0.00%	0.00%	0.00%	0.00%	0.00%
320-2400-36200	Sand & Gravel	1,000	1,000	1,000	1,000	1,000	1,000	0	0	0	0	0	0.00%	0.00%	0.00%	0.00%	0.00%
320-2400-41000	Contracts	40,000	40,000	40,000	40,000	40,000	40,000	0	0	0	0	0	0.00%	0.00%	0.00%	0.00%	0.00%
320-2400-80250	Chargeback: Payroll	98,000	112,583	119,810	122,518	125,286	128,063	14,583	7,227	2,708	2,768	2,777	14.88%	6.42%	2.26%	2.26%	2.22%
320-2400-80500	Chargeback: Equipment	14,200	30,364	30,364	30,364	30,364	30,364	16,164	0	0	0	0	113.83%	0.00%	0.00%	0.00%	0.00%
Patching & Spray Patching Subtotal		171,200	201,947	209,174	211,882	214,650	217,427	30,747	7,227	2,708	2,768	2,777	17.96%	3.58%	1.29%	1.31%	1.28%
Emergency Road Repairs																	
320-2425-80250	Chargeback: Payroll	28,000	0	0	0	0	0	(28,000)	0	0	0	0	-100.00%	0.00%	0.00%	0.00%	0.00%
320-2425-80500	Chargeback: Equipment	15,900	0	0	0	0	0	(15,900)	0	0	0	0	-100.00%	0.00%	0.00%	0.00%	0.00%
320-2425-91901	TSF from: Capital Levy	(43,900)	0	0	0	0	0	43,900	0	0	0	0	-100.00%	0.00%	0.00%	0.00%	0.00%

		Approved 2015	2016	2017	2018	2019	2020	Change 2016	Change 2017	Change 2018	Change 2019	Change 2020	% Change 2016	% Change 2017	% Change 2018	% Change 2019	% Change 2020
Roads Maintenance																	
Emergency Road Repairs																	
Emergency Road Repairs Subtotal		0	0	0	0	0	0	0	0	0	0	0	0.00%	0.00%	0.00%	0.00%	0.00%
Shoulder Patch & Grade																	
320-2450-32000	Construction Materials	2,000	2,000	2,000	2,000	2,000	2,000	0	0	0	0	0	0.00%	0.00%	0.00%	0.00%	0.00%
320-2450-36200	Sand & Gravel	4,500	4,500	4,500	4,500	4,500	4,500	0	0	0	0	0	0.00%	0.00%	0.00%	0.00%	0.00%
320-2450-80250	Chargeback: Payroll	14,200	16,199	17,239	17,629	18,027	18,427	1,999	1,040	390	398	400	14.08%	6.42%	2.26%	2.26%	2.22%
320-2450-80500	Chargeback: Equipment	4,100	4,103	4,103	4,103	4,103	4,103	3	0	0	0	0	0.07%	0.00%	0.00%	0.00%	0.00%
Shoulder Patch & Grade Subtotal		24,800	26,802	27,842	28,232	28,630	29,030	2,002	1,040	390	398	400	8.07%	3.88%	1.40%	1.41%	1.38%
Surface Treatment																	
320-2500-41000	Contracts	145,000	145,000	145,000	145,000	145,000	145,000	0	0	0	0	0	0.00%	0.00%	0.00%	0.00%	0.00%
320-2500-80250	Chargeback: Payroll	6,400	5,993	6,378	6,522	6,670	6,818	(407)	385	144	148	148	-6.36%	6.42%	2.26%	2.27%	2.22%
320-2500-80500	Chargeback: Equipment	400	354	354	354	354	354	(46)	0	0	0	0	-11.50%	0.00%	0.00%	0.00%	0.00%
Surface Treatment Subtotal		151,800	151,347	151,732	151,876	152,024	152,172	(453)	385	144	148	148	-0.30%	0.25%	0.09%	0.10%	0.10%
Sweeping Flushing Cleaning																	
320-2550-41000	Contracts	23,500	23,500	23,500	23,500	23,500	23,500	0	0	0	0	0	0.00%	0.00%	0.00%	0.00%	0.00%
320-2550-80250	Chargeback: Payroll	5,300	5,729	6,097	6,234	6,375	6,517	429	368	137	141	142	8.09%	6.42%	2.25%	2.26%	2.23%
320-2550-80500	Chargeback: Equipment	3,500	3,453	3,453	3,453	3,453	3,453	(47)	0	0	0	0	-1.34%	0.00%	0.00%	0.00%	0.00%
Sweeping Flushing Cleaning Subtotal		32,300	32,682	33,050	33,187	33,328	33,470	382	368	137	141	142	1.18%	1.13%	0.41%	0.42%	0.42%
Dust Layer Control																	
320-2600-31100	Cleaning Materials	500	500	500	500	500	500	0	0	0	0	0	0.00%	0.00%	0.00%	0.00%	0.00%
320-2600-41000	Contracts	15,000	15,000	15,000	15,000	15,000	15,000	0	0	0	0	0	0.00%	0.00%	0.00%	0.00%	0.00%
320-2600-80250	Chargeback: Payroll	1,500	1,433	1,525	1,560	1,595	1,630	(67)	92	35	35	35	-4.47%	6.42%	2.30%	2.24%	2.19%
320-2600-80500	Chargeback: Equipment	600	581	581	581	581	581	(19)	0	0	0	0	-3.17%	0.00%	0.00%	0.00%	0.00%
Dust Layer Control Subtotal		17,600	17,514	17,606	17,641	17,676	17,711	(86)	92	35	35	35	-0.49%	0.53%	0.20%	0.20%	0.20%
Grading & Scarifying																	
320-2650-80250	Chargeback: Payroll	8,300	8,597	9,149	9,356	9,567	9,779	297	552	207	211	212	3.58%	6.42%	2.26%	2.26%	2.22%
320-2650-80500	Chargeback: Equipment	9,100	9,097	9,097	9,097	9,097	9,097	(3)	0	0	0	0	-0.03%	0.00%	0.00%	0.00%	0.00%
Grading & Scarifying Subtotal		17,400	17,694	18,246	18,453	18,664	18,876	294	552	207	211	212	1.69%	3.12%	1.13%	1.14%	1.12%
Gravel Resurfacing																	
320-2700-36200	Sand & Gravel	17,000	17,000	17,000	17,000	17,000	17,000	0	0	0	0	0	0.00%	0.00%	0.00%	0.00%	0.00%
320-2700-80250	Chargeback: Payroll	5,400	5,070	5,396	5,518	5,642	5,767	(330)	326	122	124	125	-6.11%	6.43%	2.26%	2.25%	2.22%
320-2700-80500	Chargeback: Equipment	4,600	4,133	4,133	4,133	4,133	4,133	(467)	0	0	0	0	-10.15%	0.00%	0.00%	0.00%	0.00%

		Approved 2015	2016	2017	2018	2019	2020	Change 2016	Change 2017	Change 2018	Change 2019	Change 2020	% Change 2016	% Change 2017	% Change 2018	% Change 2019	% Change 2020
Roads Maintenance																	
Gravel Resurfacing																	
Gravel Resurfacing Subtotal		27,000	26,203	26,529	26,651	26,775	26,900	(797)	326	122	124	125	-2.95%	1.24%	0.46%	0.47%	0.46%
Culverts & Installations																	
320-2750-32000	Construction Materials	200	200	200	200	200	200	0	0	0	0	0	0.00%	0.00%	0.00%	0.00%	0.00%
320-2750-32400	Culvert Purchases	5,000	5,000	5,000	5,000	5,000	5,000	0	0	0	0	0	0.00%	0.00%	0.00%	0.00%	0.00%
320-2750-36200	Sand & Gravel	3,000	3,000	3,000	3,000	3,000	3,000	0	0	0	0	0	0.00%	0.00%	0.00%	0.00%	0.00%
320-2750-41000	Contracts	1,000	1,000	1,000	1,000	1,000	1,000	0	0	0	0	0	0.00%	0.00%	0.00%	0.00%	0.00%
320-2750-80250	Chargeback: Payroll	15,400	14,628	15,567	15,919	16,279	16,640	(772)	939	352	360	361	-5.01%	6.42%	2.26%	2.26%	2.22%
320-2750-80500	Chargeback: Equipment	4,100	3,758	3,758	3,758	3,758	3,758	(342)	0	0	0	0	-8.34%	0.00%	0.00%	0.00%	0.00%
Culverts & Installations Subtotal		28,700	27,586	28,525	28,877	29,237	29,598	(1,114)	939	352	360	361	-3.88%	3.40%	1.23%	1.25%	1.22%
Catch Basins																	
320-2800-32000	Construction Materials	2,000	2,000	2,000	2,000	2,000	2,000	0	0	0	0	0	0.00%	0.00%	0.00%	0.00%	0.00%
320-2800-41000	Contracts	12,000	12,000	12,000	12,000	12,000	12,000	0	0	0	0	0	0.00%	0.00%	0.00%	0.00%	0.00%
320-2800-80250	Chargeback: Payroll	14,300	13,515	14,383	14,708	15,040	15,374	(785)	868	325	332	334	-5.49%	6.42%	2.26%	2.26%	2.22%
320-2800-80500	Chargeback: Equipment	2,800	2,559	2,559	2,559	2,559	2,559	(241)	0	0	0	0	-8.61%	0.00%	0.00%	0.00%	0.00%
Catch Basins Subtotal		31,100	30,074	30,942	31,267	31,599	31,933	(1,026)	868	325	332	334	-3.30%	2.89%	1.05%	1.06%	1.05%
Debris & Litter Pickup																	
320-2850-32000	Construction Materials	200	200	200	200	200	200	0	0	0	0	0	0.00%	0.00%	0.00%	0.00%	0.00%
320-2850-41000	Contracts	4,000	4,000	4,000	4,000	4,000	4,000	0	0	0	0	0	0.00%	0.00%	0.00%	0.00%	0.00%
320-2850-80250	Chargeback: Payroll	8,600	12,070	12,845	13,136	13,432	13,730	3,470	775	291	296	298	40.35%	6.42%	2.27%	2.25%	2.22%
320-2850-80500	Chargeback: Equipment	1,700	2,181	2,181	2,181	2,181	2,181	481	0	0	0	0	28.29%	0.00%	0.00%	0.00%	0.00%
Debris & Litter Pickup Subtotal		14,500	18,451	19,226	19,517	19,813	20,111	3,951	775	291	296	298	27.25%	4.20%	1.51%	1.52%	1.48%
Ditching																	
320-2900-32000	Construction Materials	1,500	1,500	1,500	1,500	1,500	1,500	0	0	0	0	0	0.00%	0.00%	0.00%	0.00%	0.00%
320-2900-32500	Culverts	5,000	5,000	5,000	5,000	5,000	5,000	0	0	0	0	0	0.00%	0.00%	0.00%	0.00%	0.00%
320-2900-36200	Sand & Gravel	1,000	1,000	1,000	1,000	1,000	1,000	0	0	0	0	0	0.00%	0.00%	0.00%	0.00%	0.00%
320-2900-41000	Contracts	3,000	3,000	3,000	3,000	3,000	3,000	0	0	0	0	0	0.00%	0.00%	0.00%	0.00%	0.00%
320-2900-80250	Chargeback: Payroll	32,800	32,691	34,790	35,576	36,380	37,186	(109)	2,099	786	804	806	-0.33%	6.42%	2.26%	2.26%	2.22%
320-2900-80500	Chargeback: Equipment	15,800	15,435	15,435	15,435	15,435	15,435	(365)	0	0	0	0	-2.31%	0.00%	0.00%	0.00%	0.00%
Ditching Subtotal		59,100	58,626	60,725	61,511	62,315	63,121	(474)	2,099	786	804	806	-0.80%	3.58%	1.29%	1.31%	1.28%
Driveway Curb Cuts																	
320-3050-41000	Contracts	4,800	4,800	4,800	4,800	4,800	4,800	0	0	0	0	0	0.00%	0.00%	0.00%	0.00%	0.00%

		Approved 2015	2016	2017	2018	2019	2020	Change 2016	Change 2017	Change 2018	Change 2019	Change 2020	% Change 2016	% Change 2017	% Change 2018	% Change 2019	% Change 2020
Roads Maintenance																	
Driveway Curb Cuts																	
Driveway Curb Cuts Subtotal		4,800	4,800	4,800	4,800	4,800	4,800	0	0	0	0	0	0.00%	0.00%	0.00%	0.00%	0.00%
Intersection Lighting																	
320-3100-37100	Utilities - Hydro	50,000	50,000	50,000	50,000	50,000	50,000	0	0	0	0	0	0.00%	0.00%	0.00%	0.00%	0.00%
320-3100-41000	Contracts	1,300	1,300	1,300	1,300	1,300	1,300	0	0	0	0	0	0.00%	0.00%	0.00%	0.00%	0.00%
Intersection Lighting Subtotal		51,300	51,300	51,300	51,300	51,300	51,300	0	0	0	0	0	0.00%	0.00%	0.00%	0.00%	0.00%
Safety Devices, Signs, Etc.																	
320-3150-32000	Construction Materials	20,000	20,000	20,000	20,000	20,000	20,000	0	0	0	0	0	0.00%	0.00%	0.00%	0.00%	0.00%
320-3150-37100	Utilities - Hydro	1,500	1,500	1,500	1,500	1,500	1,500	0	0	0	0	0	0.00%	0.00%	0.00%	0.00%	0.00%
320-3150-41000	Contracts	65,000	65,000	65,000	65,000	65,000	65,000	0	0	0	0	0	0.00%	0.00%	0.00%	0.00%	0.00%
320-3150-80250	Chargeback: Payroll	69,800	74,886	79,693	81,495	83,336	85,183	5,086	4,807	1,802	1,841	1,847	7.29%	6.42%	2.26%	2.26%	2.22%
320-3150-80500	Chargeback: Equipment	5,500	5,580	5,580	5,580	5,580	5,580	80	0	0	0	0	1.45%	0.00%	0.00%	0.00%	0.00%
Safety Devices, Signs, Etc. Subtotal		161,800	166,966	171,773	173,575	175,416	177,263	5,166	4,807	1,802	1,841	1,847	3.19%	2.88%	1.05%	1.06%	1.04%
Sidewalk Repairs & Maintenance																	
320-3200-05200	Services Rendered	(10,000)	(10,000)	(10,000)	(10,000)	(10,000)	(10,000)	0	0	0	0	0	0.00%	0.00%	0.00%	0.00%	0.00%
320-3200-32000	Construction Materials	500	500	500	500	500	500	0	0	0	0	0	0.00%	0.00%	0.00%	0.00%	0.00%
320-3200-41000	Contracts	60,000	60,000	60,000	60,000	60,000	60,000	0	0	0	0	0	0.00%	0.00%	0.00%	0.00%	0.00%
320-3200-80250	Chargeback: Payroll	24,800	23,905	25,439	26,014	26,602	27,192	(895)	1,534	575	588	590	-3.61%	6.42%	2.26%	2.26%	2.22%
320-3200-80500	Chargeback: Equipment	3,000	2,908	2,908	2,908	2,908	2,908	(92)	0	0	0	0	-3.07%	0.00%	0.00%	0.00%	0.00%
Sidewalk Repairs & Maintenance Subtotal		78,300	77,313	78,847	79,422	80,010	80,600	(987)	1,534	575	588	590	-1.26%	1.98%	0.73%	0.74%	0.73%
Traffic Studies & Committees																	
320-3250-30100	Advertising Expense	500	500	500	500	500	500	0	0	0	0	0	0.00%	0.00%	0.00%	0.00%	0.00%
320-3250-40900	Consultants	8,000	8,000	8,000	8,000	8,000	8,000	0	0	0	0	0	0.00%	0.00%	0.00%	0.00%	0.00%
320-3250-80250	Chargeback: Payroll	29,200	32,834	34,942	35,732	36,539	37,349	3,634	2,108	790	807	810	12.45%	6.42%	2.26%	2.26%	2.22%
320-3250-80500	Chargeback: Equipment	100	49	49	49	49	49	(51)	0	0	0	0	-51.00%	0.00%	0.00%	0.00%	0.00%
Traffic Studies & Committees Subtotal		37,800	41,383	43,491	44,281	45,088	45,898	3,583	2,108	790	807	810	9.48%	5.09%	1.82%	1.82%	1.76%
Tree Trimming & Removal																	
320-3300-32000	Construction Materials	25,000	25,000	25,000	25,000	25,000	25,000	0	0	0	0	0	0.00%	0.00%	0.00%	0.00%	0.00%
320-3300-41000	Contracts	38,000	75,000	75,000	75,000	75,000	75,000	37,000	0	0	0	0	97.37%	0.00%	0.00%	0.00%	0.00%
320-3300-80250	Chargeback: Payroll	123,300	135,719	144,431	147,696	151,032	154,380	12,419	8,712	3,265	3,336	3,348	10.07%	6.42%	2.26%	2.26%	2.22%
320-3300-80500	Chargeback: Equipment	32,600	35,317	35,317	35,317	35,317	35,317	2,717	0	0	0	0	8.33%	0.00%	0.00%	0.00%	0.00%
Tree Trimming & Removal Subtotal		218,900	271,036	279,748	283,013	286,349	289,697	52,136	8,712	3,265	3,336	3,348	23.82%	3.21%	1.17%	1.18%	1.16%

		Approved 2015	2016	2017	2018	2019	2020	Change 2016	Change 2017	Change 2018	Change 2019	Change 2020	% Change 2016	% Change 2017	% Change 2018	% Change 2019	% Change 2020
Roads Maintenance																	
Sanding & Salting																	
320-3350-36200	Sand & Gravel	1,000	1,000	1,000	1,000	1,000	1,000	0	0	0	0	0	0.00%	0.00%	0.00%	0.00%	0.00%
320-3350-41000	Contracts	70,000	70,000	70,000	70,000	70,000	70,000	0	0	0	0	0	0.00%	0.00%	0.00%	0.00%	0.00%
320-3350-80250	Chargeback: Payroll	42,900	49,229	52,389	53,574	54,784	55,998	6,329	3,160	1,185	1,210	1,214	14.75%	6.42%	2.26%	2.26%	2.22%
320-3350-80500	Chargeback: Equipment	23,100	26,074	26,074	26,074	26,074	26,074	2,974	0	0	0	0	12.87%	0.00%	0.00%	0.00%	0.00%
Sanding & Salting Subtotal		137,000	146,303	149,463	150,648	151,858	153,072	9,303	3,160	1,185	1,210	1,214	6.79%	2.16%	0.79%	0.80%	0.79%
Snow Fence/Culvert Thawing																	
320-3400-32000	Construction Materials	1,000	1,000	1,000	1,000	1,000	1,000	0	0	0	0	0	0.00%	0.00%	0.00%	0.00%	0.00%
320-3400-80250	Chargeback: Payroll	3,800	3,576	3,806	3,892	3,980	4,068	(224)	230	86	88	88	-5.89%	6.43%	2.26%	2.26%	2.21%
320-3400-80500	Chargeback: Equipment	1,100	988	988	988	988	988	(112)	0	0	0	0	-10.18%	0.00%	0.00%	0.00%	0.00%
Snow Fence/Culvert Thawing Subtotal		5,900	5,564	5,794	5,880	5,968	6,056	(336)	230	86	88	88	-5.69%	4.13%	1.48%	1.50%	1.45%
Snow Plowing & Removal																	
320-3450-32000	Construction Materials	2,000	2,000	2,000	2,000	2,000	2,000	0	0	0	0	0	0.00%	0.00%	0.00%	0.00%	0.00%
320-3450-80250	Chargeback: Payroll	111,000	128,224	136,455	139,539	142,691	145,854	17,224	8,231	3,084	3,152	3,163	15.52%	6.42%	2.26%	2.26%	2.22%
320-3450-80500	Chargeback: Equipment	51,800	58,763	58,763	58,763	58,763	58,763	6,963	0	0	0	0	13.44%	0.00%	0.00%	0.00%	0.00%
Snow Plowing & Removal Subtotal		164,800	188,987	197,218	200,302	203,454	206,617	24,187	8,231	3,084	3,152	3,163	14.68%	4.36%	1.56%	1.57%	1.53%
Sidewalks - Winter Maintenance																	
320-3500-80250	Chargeback: Payroll	13,000	16,019	17,048	17,433	17,827	18,222	3,019	1,029	385	394	395	23.22%	6.42%	2.26%	2.26%	2.22%
320-3500-80500	Chargeback: Equipment	6,800	7,415	7,415	7,415	7,415	7,415	615	0	0	0	0	9.04%	0.00%	0.00%	0.00%	0.00%
Sidewalks - Winter Maintenance Subtotal		19,800	23,434	24,463	24,848	25,242	25,637	3,634	1,029	385	394	395	18.35%	4.39%	1.57%	1.59%	1.54%
Cleaning Storm Sewers																	
320-5150-32000	Construction Materials	200	200	200	200	200	200	0	0	0	0	0	0.00%	0.00%	0.00%	0.00%	0.00%
320-5150-41000	Contracts	1,000	1,000	1,000	1,000	1,000	1,000	0	0	0	0	0	0.00%	0.00%	0.00%	0.00%	0.00%
320-5150-80250	Chargeback: Payroll	2,000	2,212	2,354	2,407	2,462	2,516	212	142	53	55	54	10.60%	6.42%	2.25%	2.29%	2.19%
320-5150-80500	Chargeback: Equipment	200	155	155	155	155	155	(45)	0	0	0	0	-22.50%	0.00%	0.00%	0.00%	0.00%
Cleaning Storm Sewers Subtotal		3,400	3,567	3,709	3,762	3,817	3,871	167	142	53	55	54	4.91%	3.98%	1.43%	1.46%	1.39%
Roads Maintenance Total		1,623,000	1,745,113	1,795,485	1,814,363	1,833,652	1,853,009	122,113	50,372	18,878	19,289	19,357	7.52%	2.89%	1.05%	1.06%	1.04%



Appendix C: Revised 2016 Operating Budget and Multi-Year Budget Variance

2015-2020

	Approved 2015	2016	2017	2018	2019	2020	Change 2016	Change 2017	Change 2018	Change 2019	Change 2020	2016 % Change	2017 % Change	2018 % Change	2019 % Change	2020 % Change
Agriculture & Reforestation																
Municipal Drains																
325-5900-04605	Provincial Grant - OMAFRA	(20,000)	(20,000)	(20,000)	(20,000)	(20,000)	0	0	0	0	0	0.00%	0.00%	0.00%	0.00%	0.00%
325-5900-05200	Services Rendered	(5,000)	(3,759)	(3,776)	(3,782)	(3,788)	1,241	(17)	(6)	(6)	(7)	-24.82%	0.45%	0.16%	0.16%	0.18%
325-5900-34900	Miscellaneous	3,500	3,500	3,500	3,500	3,500	0	0	0	0	0	0.00%	0.00%	0.00%	0.00%	0.00%
325-5900-40900	Consultants	10,000	10,000	10,000	10,000	10,000	0	0	0	0	0	0.00%	0.00%	0.00%	0.00%	0.00%
325-5900-41000	Contracts	10,000	10,000	10,000	10,000	10,000	0	0	0	0	0	0.00%	0.00%	0.00%	0.00%	0.00%
325-5900-80250	Chargeback: Payroll	1,400	259	276	282	288	(1,141)	17	6	6	7	-81.50%	6.56%	2.17%	2.13%	2.43%
325-5900-80500	Chargeback: Equipment	100	0	0	0	0	(100)	0	0	0	0	-100.00%	0.00%	0.00%	0.00%	0.00%
	Municipal Drains Subtotal	0	0	0	0	0	0	0	0	0	0	0.00%	0.00%	0.00%	0.00%	0.00%
	Agriculture & Reforestation Total	0	0	0	0	0	0	0	0	0	0	0.00%	0.00%	0.00%	0.00%	0.00%



Appendix C: Revised 2016 Operating Budget and Multi-Year Budget Variance

2015-2020

		Approved 2015	2016	2017	2018	2019	2020	Change 2016	Change 2017	Change 2018	Change 2019	Change 2020	2016 % Change	2017 % Change	2018 % Change	2019 % Change	2020 % Change
Parking Operations																	
Vehicles & Equipment																	
330-1500-32550	Materials	500	500	500	500	500	500	0	0	0	0	0	0.00%	0.00%	0.00%	0.00%	0.00%
330-1500-33300	Gasoline	1,500	1,500	1,500	1,500	1,500	1,500	0	0	0	0	0	0.00%	0.00%	0.00%	0.00%	0.00%
330-1500-34900	Miscellaneous	1,500	1,500	1,500	1,500	1,500	1,500	0	0	0	0	0	0.00%	0.00%	0.00%	0.00%	0.00%
	Vehicles & Equipment Subtotal	3,500	3,500	3,500	3,500	3,500	3,500	0	0	0	0	0	0.00%	0.00%	0.00%	0.00%	0.00%
Enforcement																	
330-2000-04350	Parking Violations	(165,000)	(165,000)	(165,000)	(165,000)	(165,000)	(165,000)	0	0	0	0	0	0.00%	0.00%	0.00%	0.00%	0.00%
330-2000-04400	Permits	(20,000)	(20,000)	(20,000)	(20,000)	(20,000)	(20,000)	0	0	0	0	0	0.00%	0.00%	0.00%	0.00%	0.00%
330-2000-10000	Salaries & Wages	56,950	58,095	59,535	60,735	61,955	63,190	1,145	1,440	1,200	1,220	1,235	2.01%	2.48%	2.02%	2.01%	1.99%
330-2000-10001	Salaries & Wages - Part time	84,800	126,000	110,630	112,845	115,125	117,430	41,200	(15,370)	2,215	2,280	2,305	48.58%	-12.20%	2.00%	2.02%	2.00%
330-2000-11001	Employee Benefits	18,210	18,615	19,105	19,490	19,875	20,215	405	490	385	385	340	2.22%	2.63%	2.02%	1.98%	1.71%
330-2000-11011	Employee Benefits - Part time	9,555	14,535	12,805	13,076	13,355	13,635	4,980	(1,730)	271	279	280	52.12%	-11.90%	2.12%	2.13%	2.10%
330-2000-12300	Uniforms, Coveralls, etc.	3,000	3,000	3,000	3,000	3,000	3,000	0	0	0	0	0	0.00%	0.00%	0.00%	0.00%	0.00%
330-2000-12500	Course & Seminar Expenses	3,500	3,500	3,500	3,500	3,500	3,500	0	0	0	0	0	0.00%	0.00%	0.00%	0.00%	0.00%
330-2000-30100	Advertising Expense	1,600	1,600	1,600	1,600	1,600	1,600	0	0	0	0	0	0.00%	0.00%	0.00%	0.00%	0.00%
330-2000-30700	Books & Publications	100	100	100	100	100	100	0	0	0	0	0	0.00%	0.00%	0.00%	0.00%	0.00%
330-2000-31000	Capital Expenditures under \$5K	2,000	2,000	2,000	2,000	2,000	2,000	0	0	0	0	0	0.00%	0.00%	0.00%	0.00%	0.00%
330-2000-31800	Conference Expenses	1,200	1,200	1,200	1,200	1,200	1,200	0	0	0	0	0	0.00%	0.00%	0.00%	0.00%	0.00%
330-2000-34500	Maintenance Support Agreements	14,000	14,000	14,000	14,000	14,000	14,000	0	0	0	0	0	0.00%	0.00%	0.00%	0.00%	0.00%
330-2000-34800	Mileage & Expenses	1,200	1,200	1,200	1,200	1,200	1,200	0	0	0	0	0	0.00%	0.00%	0.00%	0.00%	0.00%
330-2000-34900	Miscellaneous	3,000	3,000	3,000	3,000	3,000	3,000	0	0	0	0	0	0.00%	0.00%	0.00%	0.00%	0.00%
330-2000-35100	MTO Court Costs	6,000	6,000	6,000	6,000	6,000	6,000	0	0	0	0	0	0.00%	0.00%	0.00%	0.00%	0.00%
330-2000-35300	Office Supplies	2,000	2,000	2,000	2,000	2,000	2,000	0	0	0	0	0	0.00%	0.00%	0.00%	0.00%	0.00%
330-2000-35370	Parking Tickets	5,000	5,000	5,000	5,000	5,000	5,000	0	0	0	0	0	0.00%	0.00%	0.00%	0.00%	0.00%
330-2000-36400	Sign Expense, Line Painting	4,000	4,000	4,000	4,000	4,000	4,000	0	0	0	0	0	0.00%	0.00%	0.00%	0.00%	0.00%
330-2000-36900	Telephone	4,000	4,000	4,000	4,000	4,000	4,000	0	0	0	0	0	0.00%	0.00%	0.00%	0.00%	0.00%

		Approved 2015	2016	2017	2018	2019	2020	Change 2016	Change 2017	Change 2018	Change 2019	Change 2020	% Change 2016	% Change 2017	% Change 2018	% Change 2019	% Change 2020
Parking Operations																	
Metered Parking Program																	
330-2050-34500	Maintenance Support Agreements	1,000	1,000	1,000	1,000	1,000	1,000	0	0	0	0	0	0.00%	0.00%	0.00%	0.00%	0.00%
330-2050-34900	Miscellaneous	4,000	5,300	5,300	5,300	5,300	5,300	1,300	0	0	0	0	32.50%	0.00%	0.00%	0.00%	0.00%
330-2050-35350	Printing	4,000	4,000	4,000	4,000	4,000	4,000	0	0	0	0	0	0.00%	0.00%	0.00%	0.00%	0.00%
330-2050-36700	Supplies	3,000	5,000	5,000	5,000	5,000	5,000	2,000	0	0	0	0	66.67%	0.00%	0.00%	0.00%	0.00%
330-2050-40910	Coin Pick-up	2,000	2,000	2,000	2,000	2,000	2,000	0	0	0	0	0	0.00%	0.00%	0.00%	0.00%	0.00%
330-2050-80250	Chargeback: Payroll	30,300	0	0	0	0	0	(30,300)	0	0	0	0	-100.00%	0.00%	0.00%	0.00%	0.00%
330-2050-80300	Chargeback: Administration	50,000	0	0	0	0	0	(50,000)	0	0	0	0	-100.00%	0.00%	0.00%	0.00%	0.00%
330-2050-80350	Chargeback: Transit	214,692	214,692	214,692	214,692	214,692	214,692	0	0	0	0	0	0.00%	0.00%	0.00%	0.00%	0.00%
330-2050-80500	Chargeback: Equipment	3,300	0	0	0	0	0	(3,300)	0	0	0	0	-100.00%	0.00%	0.00%	0.00%	0.00%
330-2050-92965	TSF to: Parking Revenue	207,943	382,834	393,453	390,605	387,690	384,778	174,891	10,619	(2,848)	(2,915)	(2,912)	84.11%	2.77%	-0.72%	-0.75%	-0.75%
Metered Parking Program Subtotal		(161,765)	(67,174)	(56,555)	(59,403)	(62,318)	(65,230)	94,591	10,619	(2,848)	(2,915)	(2,912)	-58.47%	-15.81%	5.04%	4.91%	4.46%
Parking Operations Total		0	0	0	0	0	0	0	0	0	0	0	0.00%	0.00%	0.00%	0.00%	0.00%



Appendix C: Revised 2016 Operating Budget and Multi-Year Budget Variance

2015-2020

	Approved 2015	2016	2017	2018	2019	2020	Change 2016	Change 2017	Change 2018	Change 2019	Change 2020	2016 % Change	2017 % Change	2018 % Change	2019 % Change	2020 % Change	
Public Transit																	
Program Administration																	
350-1400-00922	Provincial - Gas Tax	(125,200)	(125,200)	(125,200)	(125,200)	(125,200)	(125,200)	0	0	0	0	0	0.00%	0.00%	0.00%	0.00%	0.00%
350-1400-01550	Group Fares	(100,000)	(100,000)	(100,000)	(100,000)	(100,000)	(100,000)	0	0	0	0	0	0.00%	0.00%	0.00%	0.00%	0.00%
350-1400-01560	Bus Fare	(44,000)	(44,000)	(44,000)	(44,000)	(44,000)	(44,000)	0	0	0	0	0	0.00%	0.00%	0.00%	0.00%	0.00%
350-1400-30100	Advertising Expense	4,500	4,500	4,500	4,500	4,500	4,500	0	0	0	0	0	0.00%	0.00%	0.00%	0.00%	0.00%
350-1400-31000	Capital Expenditures under \$5K	6,500	6,500	6,500	6,500	6,500	6,500	0	0	0	0	0	0.00%	0.00%	0.00%	0.00%	0.00%
350-1400-34700	Membership Expense	1,200	1,200	1,200	1,200	1,200	1,200	0	0	0	0	0	0.00%	0.00%	0.00%	0.00%	0.00%
350-1400-34900	Miscellaneous	2,000	2,000	2,000	2,000	2,000	2,000	0	0	0	0	0	0.00%	0.00%	0.00%	0.00%	0.00%
350-1400-37706	Specialized Transit	5,000	5,000	5,000	5,000	5,000	5,000	0	0	0	0	0	0.00%	0.00%	0.00%	0.00%	0.00%
350-1400-40900	Consultants	2,500	2,500	2,500	2,500	2,500	2,500	0	0	0	0	0	0.00%	0.00%	0.00%	0.00%	0.00%
350-1400-41000	Contracts	476,500	476,500	476,500	476,500	476,500	476,500	0	0	0	0	0	0.00%	0.00%	0.00%	0.00%	0.00%
350-1400-80250	Chargeback: Payroll	40,400	42,800	45,547	46,577	47,629	48,685	2,400	2,747	1,030	1,052	1,056	5.94%	6.42%	2.26%	2.26%	2.22%
350-1400-80351	Recovery: Parking Program	(214,692)	(214,692)	(214,692)	(214,692)	(214,692)	(214,692)	0	0	0	0	0	0.00%	0.00%	0.00%	0.00%	0.00%
350-1400-80360	Chargeback: Grounds Services	7,000	7,000	7,000	7,000	7,000	7,000	0	0	0	0	0	0.00%	0.00%	0.00%	0.00%	0.00%
350-1400-80500	Chargeback: Equipment	300	267	267	267	267	267	(33)	0	0	0	0	-11.00%	0.00%	0.00%	0.00%	0.00%
	Program Administration Subtotal	62,008	64,375	67,122	68,152	69,204	70,260	2,367	2,747	1,030	1,052	1,056	3.82%	4.27%	1.53%	1.54%	1.50%
	Public Transit Total	62,008	64,375	67,122	68,152	69,204	70,260	2,367	2,747	1,030	1,052	1,056	3.82%	4.27%	1.53%	1.54%	1.50%



Appendix C: Revised 2016 Operating Budget and Multi-Year Budget Variance

2015-2020

	Approved 2015	2016	2017	2018	2019	2020	Change 2016	Change 2017	Change 2018	Change 2019	Change 2020	2016 % Change	2017 % Change	2018 % Change	2019 % Change	2020 % Change
Community & Development																
Program Administration																
450-1400-01650 Combined OPA & Zoning By-Law	(25,000)	(25,000)	(25,000)	(25,000)	(25,000)	(25,000)	0	0	0	0	0	0.00%	0.00%	0.00%	0.00%	0.00%
450-1400-02700 Legal & Advertising Recovery	(5,000)	(5,000)	(5,000)	(5,000)	(5,000)	(5,000)	0	0	0	0	0	0.00%	0.00%	0.00%	0.00%	0.00%
450-1400-05400 Site Plan Application Fees	(40,000)	(40,000)	(40,000)	(40,000)	(40,000)	(40,000)	0	0	0	0	0	0.00%	0.00%	0.00%	0.00%	0.00%
450-1400-05550 Subdivision Application Fees	(36,000)	(36,000)	(36,000)	(36,000)	(36,000)	(36,000)	0	0	0	0	0	0.00%	0.00%	0.00%	0.00%	0.00%
450-1400-06000 Zoning Application Fees	(30,000)	(30,000)	(30,000)	(30,000)	(30,000)	(30,000)	0	0	0	0	0	0.00%	0.00%	0.00%	0.00%	0.00%
450-1400-10000 Salaries & Wages	501,410	570,280	577,360	600,180	621,170	636,690	68,870	7,080	22,820	20,990	15,520	13.74%	1.24%	3.95%	3.50%	2.50%
450-1400-11001 Employee Benefits	150,030	171,955	174,955	180,515	185,745	189,490	21,925	3,000	5,560	5,230	3,745	14.61%	1.74%	3.18%	2.90%	2.02%
450-1400-12200 Honorarium	3,000	3,000	3,000	3,000	3,000	3,000	0	0	0	0	0	0.00%	0.00%	0.00%	0.00%	0.00%
450-1400-12400 Safety Footware	500	500	500	500	500	500	0	0	0	0	0	0.00%	0.00%	0.00%	0.00%	0.00%
450-1400-12500 Course & Seminar Expenses	6,000	6,000	6,000	6,000	6,000	6,000	0	0	0	0	0	0.00%	0.00%	0.00%	0.00%	0.00%
450-1400-30100 Advertising Expense	10,000	10,000	10,000	10,000	10,000	10,000	0	0	0	0	0	0.00%	0.00%	0.00%	0.00%	0.00%
450-1400-30700 Books & Publications	2,000	2,000	2,000	2,000	2,000	2,000	0	0	0	0	0	0.00%	0.00%	0.00%	0.00%	0.00%
450-1400-31600 Computer Software	2,000	2,000	2,000	2,000	2,000	2,000	0	0	0	0	0	0.00%	0.00%	0.00%	0.00%	0.00%
450-1400-31800 Conference Expenses	2,500	2,500	2,500	2,500	2,500	2,500	0	0	0	0	0	0.00%	0.00%	0.00%	0.00%	0.00%
450-1400-34700 Membership Expense	4,200	4,200	4,200	4,200	4,200	4,200	0	0	0	0	0	0.00%	0.00%	0.00%	0.00%	0.00%
450-1400-34800 Mileage & Expenses	5,000	5,000	5,000	5,000	5,000	5,000	0	0	0	0	0	0.00%	0.00%	0.00%	0.00%	0.00%
450-1400-35200 Office Equipment & Furniture	500	500	500	500	500	500	0	0	0	0	0	0.00%	0.00%	0.00%	0.00%	0.00%
450-1400-35300 Office Supplies	6,000	6,000	6,000	6,000	6,000	6,000	0	0	0	0	0	0.00%	0.00%	0.00%	0.00%	0.00%
450-1400-40900 Consultants	20,000	20,000	20,000	20,000	20,000	20,000	0	0	0	0	0	0.00%	0.00%	0.00%	0.00%	0.00%
450-1400-41200 Legal Expenses	30,000	30,000	30,000	30,000	30,000	30,000	0	0	0	0	0	0.00%	0.00%	0.00%	0.00%	0.00%
450-1400-80261 Recovery: Allocated Salaries	(218,850)	0	0	0	0	0	218,850	0	0	0	0	-100.00%	0.00%	0.00%	0.00%	0.00%
450-1400-91805 TSF from: Building Permit Surp	0	(317,780)	(325,273)	(336,919)	(348,200)	(357,892)	(317,780)	(7,493)	(11,646)	(11,281)	(9,692)	100.00%	2.36%	3.58%	3.35%	2.78%
450-1400-91965 TSF from: Parking Revenue	0	(75,232)	(77,091)	(78,607)	(80,137)	(81,675)	(75,232)	(1,859)	(1,516)	(1,530)	(1,538)	100.00%	2.47%	1.97%	1.95%	1.92%
450-1400-92974 TSF to: Corporate Studies	10,000	10,000	10,000	10,000	10,000	10,000	0	0	0	0	0	0.00%	0.00%	0.00%	0.00%	0.00%
Program Administration Subtotal	398,290	314,923	315,651	330,869	344,278	352,313	(83,367)	728	15,218	13,409	8,035	-20.93%	0.23%	4.82%	4.05%	2.28%

		Approved 2015	2016	2017	2018	2019	2020	Change 2016	Change 2017	Change 2018	Change 2019	Change 2020	% Change 2016	% Change 2017	% Change 2018	% Change 2019	% Change 2020
Community & Development																	
School Crossing Guards																	
450-2100-10001	Salaries & Wages - Part time	25,415	25,915	26,565	27,090	27,630	28,195	500	650	525	540	565	1.97%	2.51%	1.98%	1.99%	2.04%
450-2100-11011	Employee Benefits - Part time	2,200	2,960	3,070	3,135	3,200	3,270	760	110	65	65	70	34.55%	3.72%	2.12%	2.07%	2.19%
450-2100-34900	Miscellaneous	200	200	200	200	200	200	0	0	0	0	0	0.00%	0.00%	0.00%	0.00%	0.00%
School Crossing Guards Subtotal		27,815	29,075	29,835	30,425	31,030	31,665	1,260	760	590	605	635	4.53%	2.61%	1.98%	1.99%	2.01%
Committees of Adjustment																	
450-4450-01000	Adjournment Fees	(1,800)	(1,800)	(1,800)	(1,800)	(1,800)	(1,800)	0	0	0	0	0	0.00%	0.00%	0.00%	0.00%	0.00%
450-4450-01700	Combined Variance/Consent Appli	(18,000)	(18,000)	(18,000)	(18,000)	(18,000)	(18,000)	0	0	0	0	0	0.00%	0.00%	0.00%	0.00%	0.00%
450-4450-01800	Consent Application Fees	(38,000)	(38,000)	(38,000)	(38,000)	(38,000)	(38,000)	0	0	0	0	0	0.00%	0.00%	0.00%	0.00%	0.00%
450-4450-03350	Minor Variance Application Fees	(30,000)	(30,740)	(25,910)	(30,800)	(36,065)	(37,680)	(740)	4,830	(4,890)	(5,265)	(1,615)	2.47%	-15.71%	18.87%	17.09%	4.48%
450-4450-10000	Salaries & Wages	59,245	60,425	56,205	60,170	64,450	65,720	1,180	(4,220)	3,965	4,280	1,270	1.99%	-6.98%	7.05%	7.11%	1.97%
450-4450-11001	Employee Benefits	18,655	19,065	18,455	19,380	20,365	20,710	410	(610)	925	985	345	2.20%	-3.20%	5.01%	5.08%	1.69%
450-4450-12200	Honorarium	4,200	4,200	4,200	4,200	4,200	4,200	0	0	0	0	0	0.00%	0.00%	0.00%	0.00%	0.00%
450-4450-12500	Course & Seminar Expenses	700	700	700	700	700	700	0	0	0	0	0	0.00%	0.00%	0.00%	0.00%	0.00%
450-4450-30700	Books & Publications	100	100	100	100	100	100	0	0	0	0	0	0.00%	0.00%	0.00%	0.00%	0.00%
450-4450-31800	Conference Expenses	2,300	2,300	2,300	2,300	2,300	2,300	0	0	0	0	0	0.00%	0.00%	0.00%	0.00%	0.00%
450-4450-34700	Membership Expense	250	250	250	250	250	250	0	0	0	0	0	0.00%	0.00%	0.00%	0.00%	0.00%
450-4450-34800	Mileage & Expenses	500	500	500	500	500	500	0	0	0	0	0	0.00%	0.00%	0.00%	0.00%	0.00%
450-4450-41200	Legal Expenses	1,000	1,000	1,000	1,000	1,000	1,000	0	0	0	0	0	0.00%	0.00%	0.00%	0.00%	0.00%
Committees of Adjustment Subtotal		(850)	0	0	0	0	0	850	0	0	0	0	-100.00%	0.00%	0.00%	0.00%	0.00%
Municipal Heritage Committee																	
450-4500-01300	Application Fees	(2,000)	(2,000)	(2,000)	(2,000)	(2,000)	(2,000)	0	0	0	0	0	0.00%	0.00%	0.00%	0.00%	0.00%
450-4500-10000	Salaries & Wages	59,240	60,425	61,935	63,175	64,450	65,720	1,185	1,510	1,240	1,275	1,270	2.00%	2.50%	2.00%	2.02%	1.97%
450-4500-11001	Employee Benefits	18,655	19,065	19,570	19,965	20,365	20,710	410	505	395	400	345	2.20%	2.65%	2.02%	2.00%	1.69%
450-4500-12200	Honorarium	5,400	5,400	5,400	5,400	5,400	5,400	0	0	0	0	0	0.00%	0.00%	0.00%	0.00%	0.00%
450-4500-12500	Course & Seminar Expenses	1,000	1,000	1,000	1,000	1,000	1,000	0	0	0	0	0	0.00%	0.00%	0.00%	0.00%	0.00%
450-4500-30100	Advertising Expense	2,000	2,000	2,000	2,000	2,000	2,000	0	0	0	0	0	0.00%	0.00%	0.00%	0.00%	0.00%
450-4500-30700	Books & Publications	250	250	250	250	250	250	0	0	0	0	0	0.00%	0.00%	0.00%	0.00%	0.00%
450-4500-31800	Conference Expenses	2,000	2,000	2,000	2,000	2,000	2,000	0	0	0	0	0	0.00%	0.00%	0.00%	0.00%	0.00%
450-4500-34700	Membership Expense	200	200	200	200	200	200	0	0	0	0	0	0.00%	0.00%	0.00%	0.00%	0.00%
450-4500-34800	Mileage & Expenses	500	500	500	500	500	500	0	0	0	0	0	0.00%	0.00%	0.00%	0.00%	0.00%
450-4500-34900	Miscellaneous	1,500	1,500	1,500	1,500	1,500	1,500	0	0	0	0	0	0.00%	0.00%	0.00%	0.00%	0.00%
450-4500-36700	Supplies	1,500	1,500	1,500	1,500	1,500	1,500	0	0	0	0	0	0.00%	0.00%	0.00%	0.00%	0.00%
450-4500-40900	Consultants	1,000	1,000	1,000	1,000	1,000	1,000	0	0	0	0	0	0.00%	0.00%	0.00%	0.00%	0.00%

		Approved 2015	2016	2017	2018	2019	2020	Change 2016	Change 2017	Change 2018	Change 2019	Change 2020	% Change 2016	% Change 2017	% Change 2018	% Change 2019	% Change 2020
Community & Development																	
Municipal Heritage Committee																	
450-4500-41200	Legal Expenses	1,000	1,000	1,000	1,000	1,000	1,000	0	0	0	0	0	0.00%	0.00%	0.00%	0.00%	0.00%
450-4500-91805	TSF from: Building Permit Surp	0	(19,872)	(20,376)	(20,784)	(21,202)	(21,607)	(19,872)	(504)	(408)	(418)	(405)	100.00%	2.54%	2.00%	2.01%	1.91%
Municipal Heritage Committee Subtotal		92,245	73,968	75,479	76,706	77,963	79,173	(18,277)	1,511	1,227	1,257	1,210	-19.81%	2.04%	1.63%	1.64%	1.53%
Heritage Incentive Program																	
450-4550-03450	Niagara Region Grant	(35,000)	(35,000)	(35,000)	(35,000)	(35,000)	(35,000)	0	0	0	0	0	0.00%	0.00%	0.00%	0.00%	0.00%
450-4550-63000	Grants Expense	70,000	70,000	70,000	70,000	70,000	70,000	0	0	0	0	0	0.00%	0.00%	0.00%	0.00%	0.00%
450-4550-91965	TSF from: Parking Revenue	(35,000)	(35,000)	(35,000)	(35,000)	(35,000)	(35,000)	0	0	0	0	0	0.00%	0.00%	0.00%	0.00%	0.00%
Heritage Incentive Program Subtotal		0	0	0	0	0	0	0	0	0	0	0	0.00%	0.00%	0.00%	0.00%	0.00%
Building Services																	
450-4600-01450	Building Permits	(775,090)	0	0	0	0	0	775,090	0	0	0	0	-100.00%	0.00%	0.00%	0.00%	0.00%
450-4600-02550	Inspection Certificates	(6,000)	0	0	0	0	0	6,000	0	0	0	0	-100.00%	0.00%	0.00%	0.00%	0.00%
450-4600-10000	Salaries & Wages	350,425	0	0	0	0	0	(350,425)	0	0	0	0	-100.00%	0.00%	0.00%	0.00%	0.00%
450-4600-11001	Employee Benefits	103,265	0	0	0	0	0	(103,265)	0	0	0	0	-100.00%	0.00%	0.00%	0.00%	0.00%
450-4600-12400	Safety Footware	800	0	0	0	0	0	(800)	0	0	0	0	-100.00%	0.00%	0.00%	0.00%	0.00%
450-4600-12500	Course & Seminar Expenses	5,000	0	0	0	0	0	(5,000)	0	0	0	0	-100.00%	0.00%	0.00%	0.00%	0.00%
450-4600-30100	Advertising Expense	1,000	0	0	0	0	0	(1,000)	0	0	0	0	-100.00%	0.00%	0.00%	0.00%	0.00%
450-4600-30700	Books & Publications	1,000	0	0	0	0	0	(1,000)	0	0	0	0	-100.00%	0.00%	0.00%	0.00%	0.00%
450-4600-31500	Computer Hardware	3,000	0	0	0	0	0	(3,000)	0	0	0	0	-100.00%	0.00%	0.00%	0.00%	0.00%
450-4600-31600	Computer Software	4,000	0	0	0	0	0	(4,000)	0	0	0	0	-100.00%	0.00%	0.00%	0.00%	0.00%
450-4600-31800	Conference Expenses	5,000	0	0	0	0	0	(5,000)	0	0	0	0	-100.00%	0.00%	0.00%	0.00%	0.00%
450-4600-34700	Membership Expense	2,100	0	0	0	0	0	(2,100)	0	0	0	0	-100.00%	0.00%	0.00%	0.00%	0.00%
450-4600-34800	Mileage & Expenses	2,500	0	0	0	0	0	(2,500)	0	0	0	0	-100.00%	0.00%	0.00%	0.00%	0.00%
450-4600-35200	Office Equipment & Furniture	4,000	0	0	0	0	0	(4,000)	0	0	0	0	-100.00%	0.00%	0.00%	0.00%	0.00%
450-4600-35300	Office Supplies	6,000	0	0	0	0	0	(6,000)	0	0	0	0	-100.00%	0.00%	0.00%	0.00%	0.00%
450-4600-40900	Consultants	2,000	0	0	0	0	0	(2,000)	0	0	0	0	-100.00%	0.00%	0.00%	0.00%	0.00%
450-4600-41200	Legal Expenses	4,000	0	0	0	0	0	(4,000)	0	0	0	0	-100.00%	0.00%	0.00%	0.00%	0.00%
450-4600-80260	Chargeback: Allocated Salaries	123,700	0	0	0	0	0	(123,700)	0	0	0	0	-100.00%	0.00%	0.00%	0.00%	0.00%
450-4600-80300	Chargeback: Administration	150,000	0	0	0	0	0	(150,000)	0	0	0	0	-100.00%	0.00%	0.00%	0.00%	0.00%
Building Services Subtotal		(13,300)	0	0	0	0	0	13,300	0	0	0	0	-100.00%	0.00%	0.00%	0.00%	0.00%
Building Services Vehicles																	
450-4601-33300	Gasoline	2,000	0	0	0	0	0	(2,000)	0	0	0	0	-100.00%	0.00%	0.00%	0.00%	0.00%
450-4601-34900	Miscellaneous	4,300	0	0	0	0	0	(4,300)	0	0	0	0	-100.00%	0.00%	0.00%	0.00%	0.00%
450-4601-35000	Motor Vehicle Supplies	1,000	0	0	0	0	0	(1,000)	0	0	0	0	-100.00%	0.00%	0.00%	0.00%	0.00%

		Approved 2015	2016	2017	2018	2019	2020	Change 2016	Change 2017	Change 2018	Change 2019	Change 2020	% Change 2016	% Change 2017	% Change 2018	% Change 2019	% Change 2020
Community & Development																	
Building Services Vehicles																	
450-4601-92943	TSF to: Building Vehicle & Equi	6,000	0	0	0	0	0	(6,000)	0	0	0	0	-100.00%	0.00%	0.00%	0.00%	0.00%
Building Services Vehicles Subtotal		13,300	0	0	0	0	0	(13,300)	0	0	0	0	-100.00%	0.00%	0.00%	0.00%	0.00%
By-Law Enforcement																	
450-4650-03400	Miscellaneous Revenue	(500)	(500)	(500)	(500)	(500)	(500)	0	0	0	0	0	0.00%	0.00%	0.00%	0.00%	0.00%
450-4650-05350	Sign Permit Fees	(5,000)	(5,000)	(5,000)	(5,000)	(5,000)	(5,000)	0	0	0	0	0	0.00%	0.00%	0.00%	0.00%	0.00%
450-4650-10000	Salaries & Wages	49,215	47,870	51,450	55,130	58,935	63,190	(1,345)	3,580	3,680	3,805	4,255	-2.73%	7.48%	7.15%	6.90%	7.22%
450-4650-11001	Employee Benefits	16,730	16,605	17,550	18,410	19,290	20,215	(125)	945	860	880	925	-0.75%	5.69%	4.90%	4.78%	4.80%
450-4650-12200	Honorarium	3,000	3,000	3,000	3,000	3,000	3,000	0	0	0	0	0	0.00%	0.00%	0.00%	0.00%	0.00%
450-4650-12400	Safety Footware	400	400	400	400	400	400	0	0	0	0	0	0.00%	0.00%	0.00%	0.00%	0.00%
450-4650-12500	Course & Seminar Expenses	2,000	2,000	2,000	2,000	2,000	2,000	0	0	0	0	0	0.00%	0.00%	0.00%	0.00%	0.00%
450-4650-30100	Advertising Expense	1,000	1,000	1,000	1,000	1,000	1,000	0	0	0	0	0	0.00%	0.00%	0.00%	0.00%	0.00%
450-4650-31600	Computer Software	2,000	2,000	2,000	2,000	2,000	2,000	0	0	0	0	0	0.00%	0.00%	0.00%	0.00%	0.00%
450-4650-31800	Conference Expenses	2,000	2,000	2,000	2,000	2,000	2,000	0	0	0	0	0	0.00%	0.00%	0.00%	0.00%	0.00%
450-4650-34700	Membership Expense	500	500	500	500	500	500	0	0	0	0	0	0.00%	0.00%	0.00%	0.00%	0.00%
450-4650-34800	Mileage & Expenses	1,000	1,000	1,000	1,000	1,000	1,000	0	0	0	0	0	0.00%	0.00%	0.00%	0.00%	0.00%
450-4650-34900	Miscellaneous	1,000	1,000	1,000	1,000	1,000	1,000	0	0	0	0	0	0.00%	0.00%	0.00%	0.00%	0.00%
450-4650-35300	Office Supplies	1,000	1,000	1,000	1,000	1,000	1,000	0	0	0	0	0	0.00%	0.00%	0.00%	0.00%	0.00%
450-4650-41000	Contracts	5,000	5,000	5,000	5,000	5,000	5,000	0	0	0	0	0	0.00%	0.00%	0.00%	0.00%	0.00%
450-4650-41200	Legal Expenses	5,000	5,000	5,000	5,000	5,000	5,000	0	0	0	0	0	0.00%	0.00%	0.00%	0.00%	0.00%
450-4650-91805	TSF from: Building Permit Surp	0	(19,341)	(20,700)	(22,061)	(23,466)	(25,022)	(19,341)	(1,359)	(1,361)	(1,405)	(1,556)	100.00%	7.03%	6.57%	6.37%	6.63%
450-4650-91965	TSF from: Parking Revenue	0	(45,129)	(48,299)	(51,476)	(54,753)	(58,384)	(45,129)	(3,170)	(3,177)	(3,277)	(3,631)	100.00%	7.02%	6.58%	6.37%	6.63%
By-Law Enforcement Subtotal		84,345	18,405	18,401	18,403	18,406	18,399	(65,940)	(4)	2	3	(7)	-78.18%	-0.02%	0.01%	0.02%	-0.04%
By-Law Enforcement Vehicles																	
450-4651-32550	Materials	1,100	1,100	1,100	1,100	1,100	1,100	0	0	0	0	0	0.00%	0.00%	0.00%	0.00%	0.00%
450-4651-33300	Gasoline	2,000	2,000	2,000	2,000	2,000	2,000	0	0	0	0	0	0.00%	0.00%	0.00%	0.00%	0.00%
450-4651-34100	Licenses	80	80	80	80	80	80	0	0	0	0	0	0.00%	0.00%	0.00%	0.00%	0.00%
450-4651-34900	Miscellaneous	1,550	1,550	1,550	1,550	1,550	1,550	0	0	0	0	0	0.00%	0.00%	0.00%	0.00%	0.00%
450-4651-92945	TSF to: By-Law Vehicle & Equipm	6,000	6,000	6,000	6,000	6,000	6,000	0	0	0	0	0	0.00%	0.00%	0.00%	0.00%	0.00%
By-Law Enforcement Vehicles Subtotal		10,730	10,730	10,730	10,730	10,730	10,730	0	0	0	0	0	0.00%	0.00%	0.00%	0.00%	0.00%
Protective Control - Animal & P																	
450-4700-01850	Dog Licenses	(8,000)	(8,000)	(8,000)	(8,000)	(8,000)	(8,000)	0	0	0	0	0	0.00%	0.00%	0.00%	0.00%	0.00%
450-4700-03500	Non-Resident Hunting Licenses	(200)	(200)	(200)	(200)	(200)	(200)	0	0	0	0	0	0.00%	0.00%	0.00%	0.00%	0.00%
450-4700-05150	Resident Hunting Licenses	(50)	(50)	(50)	(50)	(50)	(50)	0	0	0	0	0	0.00%	0.00%	0.00%	0.00%	0.00%

		Approved 2015	2016	2017	2018	2019	2020	Change 2016	Change 2017	Change 2018	Change 2019	Change 2020	% Change 2016	% Change 2017	% Change 2018	% Change 2019	% Change 2020
Community & Development																	
Protective Control - Animal & P																	
450-4700-11001	Employee Benefits	1,000	1,000	1,000	1,000	1,000	1,000	0	0	0	0	0	0.00%	0.00%	0.00%	0.00%	0.00%
450-4700-34200	Livestock Claims	1,000	1,000	1,000	1,000	1,000	1,000	0	0	0	0	0	0.00%	0.00%	0.00%	0.00%	0.00%
450-4700-34900	Miscellaneous	500	500	500	500	500	500	0	0	0	0	0	0.00%	0.00%	0.00%	0.00%	0.00%
450-4700-41000	Contracts	35,525	35,525	35,525	35,525	35,525	35,525	0	0	0	0	0	0.00%	0.00%	0.00%	0.00%	0.00%
450-4700-41200	Legal Expenses	500	500	500	500	500	500	0	0	0	0	0	0.00%	0.00%	0.00%	0.00%	0.00%
450-4700-61000	Humane Society Fees	16,500	16,500	16,500	16,500	16,500	16,500	0	0	0	0	0	0.00%	0.00%	0.00%	0.00%	0.00%
Protective Control - Animal & P Subtotal		46,775	46,775	46,775	46,775	46,775	46,775	0	0	0	0	0	0.00%	0.00%	0.00%	0.00%	0.00%
Protective Control - Grass & We																	
450-4750-01050	Administration Revenue	(1,000)	(1,000)	(1,000)	(1,000)	(1,000)	(1,000)	0	0	0	0	0	0.00%	0.00%	0.00%	0.00%	0.00%
450-4750-05200	Services Rendered	(3,500)	(3,500)	(3,500)	(3,500)	(3,500)	(3,500)	0	0	0	0	0	0.00%	0.00%	0.00%	0.00%	0.00%
450-4750-41000	Contracts	4,500	4,500	4,500	4,500	4,500	4,500	0	0	0	0	0	0.00%	0.00%	0.00%	0.00%	0.00%
Protective Control - Grass & We Subtotal		0	0	0	0	0	0	0	0	0	0	0	0.00%	0.00%	0.00%	0.00%	0.00%
Tourism Signage																	
450-4760-05200	Services Rendered	(14,000)	(14,000)	(14,000)	(14,000)	(14,000)	(14,000)	0	0	0	0	0	0.00%	0.00%	0.00%	0.00%	0.00%
450-4760-41000	Contracts	14,000	14,000	14,000	14,000	14,000	14,000	0	0	0	0	0	0.00%	0.00%	0.00%	0.00%	0.00%
Tourism Signage Subtotal		0	0	0	0	0	0	0	0	0	0	0	0.00%	0.00%	0.00%	0.00%	0.00%
Community & Development Total		659,350	493,876	496,871	513,908	529,182	539,055	(165,474)	2,995	17,037	15,274	9,873	-25.10%	0.61%	3.43%	2.97%	1.83%



Appendix C: Revised 2016 Operating Budget and Multi-Year Budget Variance

2015-2020

	Approved 2015	2016	2017	2018	2019	2020	Change 2016	Change 2017	Change 2018	Change 2019	Change 2020	2016 % Change	2017 % Change	2018 % Change	2019 % Change	2020 % Change	
Building Services																	
Program Administration																	
460-1400-01450	Building Permits	0	(600,000)	(615,000)	(630,000)	(645,000)	(660,000)	(600,000)	(15,000)	(15,000)	(15,000)	(15,000)	100.00%	2.50%	2.44%	2.38%	2.33%
460-1400-02550	Inspection Certificates	0	(6,000)	(6,000)	(6,000)	(6,000)	(6,000)	(6,000)	0	0	0	0	100.00%	0.00%	0.00%	0.00%	0.00%
460-1400-10000	Salaries & Wages	0	394,030	411,870	428,760	446,540	458,840	394,030	17,840	16,890	17,780	12,300	100.00%	4.53%	4.10%	4.15%	2.75%
460-1400-11001	Employee Benefits	0	119,940	124,673	128,825	133,150	136,110	119,940	4,733	4,152	4,325	2,960	100.00%	3.95%	3.33%	3.36%	2.22%
460-1400-12400	Safety Footware	0	800	800	800	800	800	800	0	0	0	0	100.00%	0.00%	0.00%	0.00%	0.00%
460-1400-12500	Course & Seminar Expenses	0	5,000	5,000	5,000	5,000	5,000	5,000	0	0	0	0	100.00%	0.00%	0.00%	0.00%	0.00%
460-1400-30100	Advertising Expense	0	1,000	1,000	1,000	1,000	1,000	1,000	0	0	0	0	100.00%	0.00%	0.00%	0.00%	0.00%
460-1400-30700	Books & Publications	0	1,000	1,000	1,000	1,000	1,000	1,000	0	0	0	0	100.00%	0.00%	0.00%	0.00%	0.00%
460-1400-31500	Computer Hardware	0	3,000	3,000	3,000	3,000	3,000	3,000	0	0	0	0	100.00%	0.00%	0.00%	0.00%	0.00%
460-1400-31600	Computer Software	0	4,000	4,000	4,000	4,000	4,000	4,000	0	0	0	0	100.00%	0.00%	0.00%	0.00%	0.00%
460-1400-31800	Conference Expenses	0	5,000	5,000	5,000	5,000	5,000	5,000	0	0	0	0	100.00%	0.00%	0.00%	0.00%	0.00%
460-1400-34700	Membership Expense	0	2,100	2,100	2,100	2,100	2,100	2,100	0	0	0	0	100.00%	0.00%	0.00%	0.00%	0.00%
460-1400-34800	Mileage & Expenses	0	2,500	2,500	2,500	2,500	2,500	2,500	0	0	0	0	100.00%	0.00%	0.00%	0.00%	0.00%
460-1400-35200	Office Equipment & Furniture	0	4,000	4,000	4,000	4,000	4,000	4,000	0	0	0	0	100.00%	0.00%	0.00%	0.00%	0.00%
460-1400-35300	Office Supplies	0	6,000	6,000	6,000	6,000	6,000	6,000	0	0	0	0	100.00%	0.00%	0.00%	0.00%	0.00%
460-1400-40900	Consultants	0	2,000	2,000	2,000	2,000	2,000	2,000	0	0	0	0	100.00%	0.00%	0.00%	0.00%	0.00%
460-1400-41200	Legal Expenses	0	4,000	4,000	4,000	4,000	4,000	4,000	0	0	0	0	100.00%	0.00%	0.00%	0.00%	0.00%
460-1400-92805	TSF to: Building Permit	0	38,330	30,757	24,715	17,610	17,350	38,330	(7,573)	(6,042)	(7,105)	(260)	100.00%	-19.76%	-19.64%	-28.75%	-1.48%
	Program Administration Subtotal	0	(13,300)	(13,300)	(13,300)	(13,300)	(13,300)	(13,300)	0	0	0	0	100.00%	0.00%	0.00%	0.00%	0.00%
Vehicles & Equipment																	
460-1500-33300	Gasoline	0	2,000	2,000	2,000	2,000	2,000	2,000	0	0	0	0	100.00%	0.00%	0.00%	0.00%	0.00%
460-1500-34900	Miscellaneous	0	4,300	4,300	4,300	4,300	4,300	4,300	0	0	0	0	100.00%	0.00%	0.00%	0.00%	0.00%
460-1500-35000	Motor Vehicle Supplies	0	1,000	1,000	1,000	1,000	1,000	1,000	0	0	0	0	100.00%	0.00%	0.00%	0.00%	0.00%
460-1500-92943	TSF to: Building Vehicle & Equi	0	6,000	6,000	6,000	6,000	6,000	6,000	0	0	0	0	100.00%	0.00%	0.00%	0.00%	0.00%
	Vehicles & Equipment Subtotal	0	13,300	13,300	13,300	13,300	13,300	13,300	0	0	0	0	100.00%	0.00%	0.00%	0.00%	0.00%

	Approved 2015	2016	2017	2018	2019	2020	Change 2016	Change 2017	Change 2018	Change 2019	Change 2020	% Change 2016	% Change 2017	% Change 2018	% Change 2019	% Change 2020
Building Services																
Building Services Total	0	0	0	0	0	0	0	0	0	0	0	0.00%	0.00%	0.00%	0.00%	0.00%



Appendix C: Revised 2016 Operating Budget and Multi-Year Budget Variance

2015-2020

		Approved 2015	2016	2017	2018	2019	2020	Change 2016	Change 2017	Change 2018	Change 2019	Change 2020	2016 % Change	2017 % Change	2018 % Change	2019 % Change	2020 % Change
Parks Recreation & Facilities																	
Program Administration																	
650-1400-10000	Salaries & Wages	900,430	1,020,615	1,060,835	1,097,725	1,128,185	1,156,410	120,185	40,220	36,890	30,460	28,225	13.35%	3.94%	3.48%	2.77%	2.50%
650-1400-10001	Salaries & Wages - Part time	768,790	683,655	701,160	715,360	729,585	744,140	(85,135)	17,505	14,200	14,225	14,555	-11.07%	2.56%	2.03%	1.99%	1.99%
650-1400-11001	Employee Benefits	275,015	315,295	326,440	335,945	355,300	351,430	40,280	11,145	9,505	19,355	(3,870)	14.65%	3.53%	2.91%	5.76%	-1.09%
650-1400-11011	Employee Benefits - Part time	92,880	83,000	85,555	87,290	89,025	90,800	(9,880)	2,555	1,735	1,735	1,775	-10.64%	3.08%	2.03%	1.99%	1.99%
650-1400-80251	Recovery: Payroll	(1,862,440)	(1,919,317)	(1,980,837)	(2,033,550)	(2,095,287)	(2,131,965)	(56,877)	(61,520)	(52,713)	(61,737)	(36,678)	3.05%	3.21%	2.66%	3.04%	1.75%
Program Administration Subtotal		174,675	183,248	193,153	202,770	206,808	210,815	8,573	9,905	9,617	4,038	4,007	4.91%	5.41%	4.98%	1.99%	1.90%
Property Administration																	
650-1450-05050	Rental Revenue	(14,650)	(14,650)	(14,650)	(14,650)	(14,650)	(14,650)	0	0	0	0	0	0.00%	0.00%	0.00%	0.00%	0.00%
650-1450-30800	Building Maintenance	3,100	3,100	3,100	3,100	3,100	3,100	0	0	0	0	0	0.00%	0.00%	0.00%	0.00%	0.00%
650-1450-33600	Grounds Supplies	1,050	1,050	1,050	1,050	1,050	1,050	0	0	0	0	0	0.00%	0.00%	0.00%	0.00%	0.00%
650-1450-33900	Insurance Expense	1,000	1,000	1,000	1,000	1,000	1,000	0	0	0	0	0	0.00%	0.00%	0.00%	0.00%	0.00%
650-1450-34900	Miscellaneous	100	100	100	100	100	100	0	0	0	0	0	0.00%	0.00%	0.00%	0.00%	0.00%
650-1450-37100	Utilities - Hydro	1,000	1,000	1,000	1,000	1,000	1,000	0	0	0	0	0	0.00%	0.00%	0.00%	0.00%	0.00%
650-1450-37300	Utilities - Water & Wastewater	600	600	600	600	600	600	0	0	0	0	0	0.00%	0.00%	0.00%	0.00%	0.00%
650-1450-37400	Vehicle & Equipment Maintenance	150	150	150	150	150	150	0	0	0	0	0	0.00%	0.00%	0.00%	0.00%	0.00%
650-1450-41000	Contracts	3,000	3,000	3,000	3,000	3,000	3,000	0	0	0	0	0	0.00%	0.00%	0.00%	0.00%	0.00%
650-1450-80250	Chargeback: Payroll	1,000	5,258	5,427	5,571	5,740	5,841	4,258	169	144	169	101	425.80%	3.21%	2.65%	3.03%	1.76%
650-1450-80361	Recovery: Grounds Services	(27,000)	(42,000)	(42,000)	(42,000)	(42,000)	(42,000)	(15,000)	0	0	0	0	55.56%	0.00%	0.00%	0.00%	0.00%
650-1450-80500	Chargeback: Equipment	100	100	100	100	100	100	0	0	0	0	0	0.00%	0.00%	0.00%	0.00%	0.00%
Property Administration Subtotal		(30,550)	(41,292)	(41,123)	(40,979)	(40,810)	(40,709)	(10,742)	169	144	169	101	35.16%	-0.41%	-0.35%	-0.41%	-0.25%
Vehicles & Equipment																	
650-1500-32550	Materials	2,000	2,000	2,000	2,000	2,000	2,000	0	0	0	0	0	0.00%	0.00%	0.00%	0.00%	0.00%
650-1500-32600	Diesel Fuel	7,500	7,500	7,500	7,500	7,500	7,500	0	0	0	0	0	0.00%	0.00%	0.00%	0.00%	0.00%
650-1500-33300	Gasoline	17,500	17,500	17,500	17,500	17,500	17,500	0	0	0	0	0	0.00%	0.00%	0.00%	0.00%	0.00%
650-1500-34900	Miscellaneous	58,000	58,000	58,000	58,000	58,000	58,000	0	0	0	0	0	0.00%	0.00%	0.00%	0.00%	0.00%

		Approved 2015	2016	2017	2018	2019	2020	Change 2016	Change 2017	Change 2018	Change 2019	Change 2020	% Change 2016	% Change 2017	% Change 2018	% Change 2019	% Change 2020
Parks Recreation & Facilities																	
Vehicles & Equipment																	
650-1500-80250	Chargeback: Payroll	20,500	20,000	20,641	21,190	21,834	22,216	(500)	641	549	644	382	-2.44%	3.21%	2.66%	3.04%	1.75%
650-1500-80501	Recovery: Equipment	(220,500)	(220,500)	(220,500)	(220,500)	(220,500)	(220,500)	0	0	0	0	0	0.00%	0.00%	0.00%	0.00%	0.00%
650-1500-92910	TSF to: Fleet Replacement	115,000	115,500	114,859	114,310	113,666	113,284	500	(641)	(549)	(644)	(382)	0.43%	-0.55%	-0.48%	-0.56%	-0.34%
Vehicles & Equipment Subtotal		0	0	0	0	0	0	0	0	0	0	0	0.00%	0.00%	0.00%	0.00%	0.00%
Snow Plowing & Removal																	
650-3450-33600	Grounds Supplies	8,900	8,900	8,900	8,900	8,900	8,900	0	0	0	0	0	0.00%	0.00%	0.00%	0.00%	0.00%
650-3450-80151	Recovery: Snow Removal	(36,500)	(38,840)	(39,716)	(40,467)	(41,347)	(41,869)	(2,340)	(876)	(751)	(880)	(522)	6.41%	2.26%	1.89%	2.17%	1.26%
650-3450-80250	Chargeback: Payroll	25,000	27,340	28,216	28,967	29,847	30,369	2,340	876	751	880	522	9.36%	3.20%	2.66%	3.04%	1.75%
650-3450-80500	Chargeback: Equipment	2,600	2,600	2,600	2,600	2,600	2,600	0	0	0	0	0	0.00%	0.00%	0.00%	0.00%	0.00%
Snow Plowing & Removal Subtotal		0	0	0	0	0	0	0	0	0	0	0	0.00%	0.00%	0.00%	0.00%	0.00%
Municipal Offices																	
650-3550-30800	Building Maintenance	19,000	19,000	19,000	19,000	19,000	19,000	0	0	0	0	0	0.00%	0.00%	0.00%	0.00%	0.00%
650-3550-33600	Grounds Supplies	2,680	2,680	2,680	2,680	2,680	2,680	0	0	0	0	0	0.00%	0.00%	0.00%	0.00%	0.00%
650-3550-33900	Insurance Expense	5,000	5,000	5,000	5,000	5,000	5,000	0	0	0	0	0	0.00%	0.00%	0.00%	0.00%	0.00%
650-3550-34900	Miscellaneous	100	100	100	100	100	100	0	0	0	0	0	0.00%	0.00%	0.00%	0.00%	0.00%
650-3550-36700	Supplies	5,000	5,000	5,000	5,000	5,000	5,000	0	0	0	0	0	0.00%	0.00%	0.00%	0.00%	0.00%
650-3550-37100	Utilities - Hydro	23,920	23,920	23,920	23,920	23,920	23,920	0	0	0	0	0	0.00%	0.00%	0.00%	0.00%	0.00%
650-3550-37200	Utilities - Natural Gas	6,900	6,900	6,900	6,900	6,900	6,900	0	0	0	0	0	0.00%	0.00%	0.00%	0.00%	0.00%
650-3550-37300	Utilities - Water & Wastewater	2,000	2,000	2,000	2,000	2,000	2,000	0	0	0	0	0	0.00%	0.00%	0.00%	0.00%	0.00%
650-3550-41000	Contracts	2,000	2,000	2,000	2,000	2,000	2,000	0	0	0	0	0	0.00%	0.00%	0.00%	0.00%	0.00%
650-3550-80150	Chargeback: Snow Removal	3,700	3,937	4,026	4,102	4,191	4,244	237	89	76	89	53	6.41%	2.26%	1.89%	2.17%	1.26%
650-3550-80250	Chargeback: Payroll	32,900	35,269	36,399	37,368	38,502	39,176	2,369	1,130	969	1,134	674	7.20%	3.20%	2.66%	3.03%	1.75%
650-3550-80500	Chargeback: Equipment	1,700	1,700	1,700	1,700	1,700	1,700	0	0	0	0	0	0.00%	0.00%	0.00%	0.00%	0.00%
Municipal Offices Subtotal		104,900	107,506	108,725	109,770	110,993	111,720	2,606	1,219	1,045	1,223	727	2.48%	1.13%	0.96%	1.11%	0.65%
Washrooms Maintenance																	
650-3600-03400	Miscellaneous Revenue	(1,300)	(1,300)	(1,300)	(1,300)	(1,300)	(1,300)	0	0	0	0	0	0.00%	0.00%	0.00%	0.00%	0.00%
650-3600-30800	Building Maintenance	5,000	5,000	5,000	5,000	5,000	5,000	0	0	0	0	0	0.00%	0.00%	0.00%	0.00%	0.00%
650-3600-33600	Grounds Supplies	100	100	100	100	100	100	0	0	0	0	0	0.00%	0.00%	0.00%	0.00%	0.00%
650-3600-33900	Insurance Expense	1,500	1,500	1,500	1,500	1,500	1,500	0	0	0	0	0	0.00%	0.00%	0.00%	0.00%	0.00%
650-3600-36500	Small Tools & Equipment	1,000	1,000	1,000	1,000	1,000	1,000	0	0	0	0	0	0.00%	0.00%	0.00%	0.00%	0.00%
650-3600-36700	Supplies	20,000	20,000	20,000	20,000	20,000	20,000	0	0	0	0	0	0.00%	0.00%	0.00%	0.00%	0.00%
650-3600-37100	Utilities - Hydro	10,000	10,000	10,000	10,000	10,000	10,000	0	0	0	0	0	0.00%	0.00%	0.00%	0.00%	0.00%
650-3600-37200	Utilities - Natural Gas	2,000	2,000	2,000	2,000	2,000	2,000	0	0	0	0	0	0.00%	0.00%	0.00%	0.00%	0.00%

		Approved 2015	2016	2017	2018	2019	2020	Change 2016	Change 2017	Change 2018	Change 2019	Change 2020	% Change 2016	% Change 2017	% Change 2018	% Change 2019	% Change 2020
Parks Recreation & Facilities																	
Washrooms Maintenance																	
650-3600-37300	Utilities - Water & Wastewater	15,000	15,000	15,000	15,000	15,000	15,000	0	0	0	0	0	0.00%	0.00%	0.00%	0.00%	0.00%
650-3600-37500	Waste Disposal Fees	2,000	2,000	2,000	2,000	2,000	2,000	0	0	0	0	0	0.00%	0.00%	0.00%	0.00%	0.00%
650-3600-80250	Chargeback: Payroll	124,340	119,325	123,149	126,427	130,265	132,545	(5,015)	3,824	3,278	3,838	2,280	-4.03%	3.20%	2.66%	3.04%	1.75%
650-3600-80500	Chargeback: Equipment	19,000	19,000	19,000	19,000	19,000	19,000	0	0	0	0	0	0.00%	0.00%	0.00%	0.00%	0.00%
650-3600-91965	TSF from: Parking Revenue	(150,000)	(150,000)	(150,000)	(150,000)	(150,000)	(150,000)	0	0	0	0	0	0.00%	0.00%	0.00%	0.00%	0.00%
Washrooms Maintenance Subtotal		48,640	43,625	47,449	50,727	54,565	56,845	(5,015)	3,824	3,278	3,838	2,280	-10.31%	8.77%	6.91%	7.57%	4.01%
Queen St. Maintenance																	
650-3650-01950	Donations Revenue	(20,000)	(20,000)	(20,000)	(20,000)	(20,000)	(20,000)	0	0	0	0	0	0.00%	0.00%	0.00%	0.00%	0.00%
650-3650-30800	Building Maintenance	1,050	1,050	1,050	1,050	1,050	1,050	0	0	0	0	0	0.00%	0.00%	0.00%	0.00%	0.00%
650-3650-31000	Capital Expenditures under \$5K	3,000	3,000	3,000	3,000	3,000	3,000	0	0	0	0	0	0.00%	0.00%	0.00%	0.00%	0.00%
650-3650-33600	Grounds Supplies	23,000	23,000	23,000	23,000	23,000	23,000	0	0	0	0	0	0.00%	0.00%	0.00%	0.00%	0.00%
650-3650-36700	Supplies	4,600	4,600	4,600	4,600	4,600	4,600	0	0	0	0	0	0.00%	0.00%	0.00%	0.00%	0.00%
650-3650-37300	Utilities - Water & Wastewater	5,400	5,400	5,400	5,400	5,400	5,400	0	0	0	0	0	0.00%	0.00%	0.00%	0.00%	0.00%
650-3650-37500	Waste Disposal Fees	4,200	4,200	4,200	4,200	4,200	4,200	0	0	0	0	0	0.00%	0.00%	0.00%	0.00%	0.00%
650-3650-41000	Contracts	7,000	7,000	7,000	7,000	7,000	7,000	0	0	0	0	0	0.00%	0.00%	0.00%	0.00%	0.00%
650-3650-80250	Chargeback: Payroll	114,000	116,762	120,505	123,711	127,467	129,698	2,762	3,743	3,206	3,756	2,231	2.42%	3.21%	2.66%	3.04%	1.75%
650-3650-80500	Chargeback: Equipment	28,000	28,000	28,000	28,000	28,000	28,000	0	0	0	0	0	0.00%	0.00%	0.00%	0.00%	0.00%
Queen St. Maintenance Subtotal		170,250	173,012	176,755	179,961	183,717	185,948	2,762	3,743	3,206	3,756	2,231	1.62%	2.16%	1.81%	2.09%	1.20%
Communities in Bloom																	
650-3675-33350	Committee Support	5,000	5,000	5,000	5,000	5,000	5,000	0	0	0	0	0	0.00%	0.00%	0.00%	0.00%	0.00%
Communities in Bloom Subtotal		5,000	5,000	5,000	5,000	5,000	5,000	0	0	0	0	0	0.00%	0.00%	0.00%	0.00%	0.00%
Collingwood Property Pumphouse																	
650-3700-05050	Rental Revenue	(100)	(100)	(100)	(100)	(100)	(100)	0	0	0	0	0	0.00%	0.00%	0.00%	0.00%	0.00%
650-3700-30800	Building Maintenance	5,000	5,000	5,000	5,000	5,000	5,000	0	0	0	0	0	0.00%	0.00%	0.00%	0.00%	0.00%
650-3700-33600	Grounds Supplies	325	325	325	325	325	325	0	0	0	0	0	0.00%	0.00%	0.00%	0.00%	0.00%
650-3700-33900	Insurance Expense	1,800	1,800	1,800	1,800	1,800	1,800	0	0	0	0	0	0.00%	0.00%	0.00%	0.00%	0.00%
650-3700-34900	Miscellaneous	100	100	100	100	100	100	0	0	0	0	0	0.00%	0.00%	0.00%	0.00%	0.00%
650-3700-80150	Chargeback: Snow Removal	3,700	3,937	4,026	4,102	4,191	4,244	237	89	76	89	53	6.41%	2.26%	1.89%	2.17%	1.26%
650-3700-80250	Chargeback: Payroll	3,500	3,217	3,320	3,409	3,512	3,574	(283)	103	89	103	62	-8.09%	3.20%	2.68%	3.02%	1.77%
650-3700-80500	Chargeback: Equipment	400	400	400	400	400	400	0	0	0	0	0	0.00%	0.00%	0.00%	0.00%	0.00%
Collingwood Property Pumphouse Subtotal		14,725	14,679	14,871	15,036	15,228	15,343	(46)	192	165	192	115	-0.31%	1.31%	1.11%	1.28%	0.75%

		Approved 2015	2016	2017	2018	2019	2020	Change 2016	Change 2017	Change 2018	Change 2019	Change 2020	% Change 2016	% Change 2017	% Change 2018	% Change 2019	% Change 2020
Parks Recreation & Facilities																	
105 Riverbeach Residence																	
650-3725-30800	Building Maintenance	3,000	0	0	0	0	0	(3,000)	0	0	0	0	-100.00%	0.00%	0.00%	0.00%	0.00%
650-3725-33900	Insurance Expense	3,000	0	0	0	0	0	(3,000)	0	0	0	0	-100.00%	0.00%	0.00%	0.00%	0.00%
105 Riverbeach Residence Subtotal		6,000	0	0	0	0	0	(6,000)	0	0	0	0	-100.00%	0.00%	0.00%	0.00%	0.00%
Library Facility Maintenance																	
650-3750-30800	Building Maintenance	8,000	8,000	8,000	8,000	8,000	8,000	0	0	0	0	0	0.00%	0.00%	0.00%	0.00%	0.00%
650-3750-33600	Grounds Supplies	1,100	1,100	1,100	1,100	1,100	1,100	0	0	0	0	0	0.00%	0.00%	0.00%	0.00%	0.00%
650-3750-33900	Insurance Expense	3,000	3,000	3,000	3,000	3,000	3,000	0	0	0	0	0	0.00%	0.00%	0.00%	0.00%	0.00%
650-3750-34900	Miscellaneous	100	100	100	100	100	100	0	0	0	0	0	0.00%	0.00%	0.00%	0.00%	0.00%
650-3750-36700	Supplies	3,600	3,600	3,600	3,600	3,600	3,600	0	0	0	0	0	0.00%	0.00%	0.00%	0.00%	0.00%
650-3750-37100	Utilities - Hydro	13,000	13,000	13,000	13,000	13,000	13,000	0	0	0	0	0	0.00%	0.00%	0.00%	0.00%	0.00%
650-3750-37200	Utilities - Natural Gas	3,000	3,000	3,000	3,000	3,000	3,000	0	0	0	0	0	0.00%	0.00%	0.00%	0.00%	0.00%
650-3750-37300	Utilities - Water & Wastewater	1,000	1,000	1,000	1,000	1,000	1,000	0	0	0	0	0	0.00%	0.00%	0.00%	0.00%	0.00%
650-3750-37500	Waste Disposal Fees	1,600	1,600	1,600	1,600	1,600	1,600	0	0	0	0	0	0.00%	0.00%	0.00%	0.00%	0.00%
650-3750-41000	Contracts	850	850	850	850	850	850	0	0	0	0	0	0.00%	0.00%	0.00%	0.00%	0.00%
650-3750-80101	Recovery: Rental	(60,000)	(60,000)	(60,000)	(60,000)	(60,000)	(60,000)	0	0	0	0	0	0.00%	0.00%	0.00%	0.00%	0.00%
650-3750-80150	Chargeback: Snow Removal	5,400	5,746	5,876	5,987	6,117	6,194	346	130	111	130	77	6.41%	2.26%	1.89%	2.17%	1.26%
650-3750-80250	Chargeback: Payroll	45,100	45,262	46,713	47,956	49,412	50,277	162	1,451	1,243	1,456	865	0.36%	3.21%	2.66%	3.04%	1.75%
650-3750-80500	Chargeback: Equipment	4,600	4,600	4,600	4,600	4,600	4,600	0	0	0	0	0	0.00%	0.00%	0.00%	0.00%	0.00%
Library Facility Maintenance Subtotal		30,350	30,858	32,439	33,793	35,379	36,321	508	1,581	1,354	1,586	942	1.67%	5.12%	4.17%	4.69%	2.59%
1875 Niagara Stone Road (NDSS)																	
650-3775-30800	Building Maintenance	0	10,000	10,000	10,000	10,000	10,000	10,000	0	0	0	0	100.00%	0.00%	0.00%	0.00%	0.00%
650-3775-37100	Utilities - Hydro	0	10,000	10,000	10,000	10,000	10,000	10,000	0	0	0	0	100.00%	0.00%	0.00%	0.00%	0.00%
650-3775-37200	Utilities - Natural Gas	0	15,000	15,000	15,000	15,000	15,000	15,000	0	0	0	0	100.00%	0.00%	0.00%	0.00%	0.00%
650-3775-37300	Utilities - Water & Wastewater	0	1,000	1,000	1,000	1,000	1,000	1,000	0	0	0	0	100.00%	0.00%	0.00%	0.00%	0.00%
1875 Niagara Stone Road (NDSS) Subtotal		0	36,000	36,000	36,000	36,000	36,000	36,000	0	0	0	0	100.00%	0.00%	0.00%	0.00%	0.00%
Court House																	
650-3800-04800	Rent - Chamber of Commerce	(32,500)	(32,500)	(32,500)	(32,500)	(32,500)	(32,500)	0	0	0	0	0	0.00%	0.00%	0.00%	0.00%	0.00%
650-3800-04850	Rent - Other	(8,000)	(8,000)	(8,000)	(8,000)	(8,000)	(8,000)	0	0	0	0	0	0.00%	0.00%	0.00%	0.00%	0.00%
650-3800-04900	Rent - Parks Canada	(49,000)	(49,000)	(49,000)	(49,000)	(49,000)	(49,000)	0	0	0	0	0	0.00%	0.00%	0.00%	0.00%	0.00%
650-3800-04950	Rent - Shaw Festival	(49,000)	(49,000)	(49,000)	(49,000)	(49,000)	(49,000)	0	0	0	0	0	0.00%	0.00%	0.00%	0.00%	0.00%
650-3800-30800	Building Maintenance	28,000	28,000	28,000	28,000	28,000	28,000	0	0	0	0	0	0.00%	0.00%	0.00%	0.00%	0.00%
650-3800-33600	Grounds Supplies	530	530	530	530	530	530	0	0	0	0	0	0.00%	0.00%	0.00%	0.00%	0.00%
650-3800-33900	Insurance Expense	23,000	23,000	23,000	23,000	23,000	23,000	0	0	0	0	0	0.00%	0.00%	0.00%	0.00%	0.00%

													BUDGET SUMMARY 2016 337				
		Approved 2015	2016	2017	2018	2019	2020	Change 2016	Change 2017	Change 2018	Change 2019	Change 2020	% Change 2016	% Change 2017	% Change 2018	% Change 2019	% Change 2020
Parks Recreation & Facilities																	
Court House																	
650-3800-34100	Licenses	100	100	100	100	100	100	0	0	0	0	0	0.00%	0.00%	0.00%	0.00%	0.00%
650-3800-34800	Mileage & Expenses	1,500	1,500	1,500	1,500	1,500	1,500	0	0	0	0	0	0.00%	0.00%	0.00%	0.00%	0.00%
650-3800-34900	Miscellaneous	200	200	200	200	200	200	0	0	0	0	0	0.00%	0.00%	0.00%	0.00%	0.00%
650-3800-36500	Small Tools & Equipment	500	500	500	500	500	500	0	0	0	0	0	0.00%	0.00%	0.00%	0.00%	0.00%
650-3800-36700	Supplies	5,350	5,350	5,350	5,350	5,350	5,350	0	0	0	0	0	0.00%	0.00%	0.00%	0.00%	0.00%
650-3800-36900	Telephone	500	500	500	500	500	500	0	0	0	0	0	0.00%	0.00%	0.00%	0.00%	0.00%
650-3800-37100	Utilities - Hydro	35,000	35,000	35,000	35,000	35,000	35,000	0	0	0	0	0	0.00%	0.00%	0.00%	0.00%	0.00%
650-3800-37200	Utilities - Natural Gas	10,700	10,700	10,700	10,700	10,700	10,700	0	0	0	0	0	0.00%	0.00%	0.00%	0.00%	0.00%
650-3800-37300	Utilities - Water & Wastewater	2,000	2,000	2,000	2,000	2,000	2,000	0	0	0	0	0	0.00%	0.00%	0.00%	0.00%	0.00%
650-3800-41000	Contracts	5,000	5,000	5,000	5,000	5,000	5,000	0	0	0	0	0	0.00%	0.00%	0.00%	0.00%	0.00%
650-3800-80150	Chargeback: Snow Removal	7,300	7,768	7,943	8,093	8,269	8,374	468	175	150	176	105	6.41%	2.25%	1.89%	2.17%	1.27%
650-3800-80250	Chargeback: Payroll	68,900	68,987	71,198	73,093	75,312	76,630	87	2,211	1,895	2,219	1,318	0.13%	3.20%	2.66%	3.04%	1.75%
650-3800-80500	Chargeback: Equipment	13,500	13,500	13,500	13,500	13,500	13,500	0	0	0	0	0	0.00%	0.00%	0.00%	0.00%	0.00%
Court House Subtotal		63,580	64,135	66,521	68,566	70,961	72,384	555	2,386	2,045	2,395	1,423	0.87%	3.72%	3.07%	3.49%	1.97%
Community Centre - Anderson																	
650-3850-01950	Donations Revenue	(10,000)	(10,000)	(10,000)	(10,000)	(10,000)	(10,000)	0	0	0	0	0	0.00%	0.00%	0.00%	0.00%	0.00%
650-3850-02250	General Agreements	(20,100)	(20,100)	(20,100)	(20,100)	(20,100)	(20,100)	0	0	0	0	0	0.00%	0.00%	0.00%	0.00%	0.00%
650-3850-02900	Membership Revenue	(55,000)	(55,000)	(55,000)	(55,000)	(55,000)	(55,000)	0	0	0	0	0	0.00%	0.00%	0.00%	0.00%	0.00%
650-3850-03400	Miscellaneous Revenue	(5,000)	(5,000)	(5,000)	(5,000)	(5,000)	(5,000)	0	0	0	0	0	0.00%	0.00%	0.00%	0.00%	0.00%
650-3850-04850	Rent - Other	(50,000)	(50,000)	(50,000)	(50,000)	(50,000)	(50,000)	0	0	0	0	0	0.00%	0.00%	0.00%	0.00%	0.00%
650-3850-05057	March Break Revenue	(2,500)	(2,500)	(2,500)	(2,500)	(2,500)	(2,500)	0	0	0	0	0	0.00%	0.00%	0.00%	0.00%	0.00%
650-3850-05059	Summer Camp Revenue	(41,500)	(41,500)	(41,500)	(41,500)	(41,500)	(41,500)	0	0	0	0	0	0.00%	0.00%	0.00%	0.00%	0.00%
650-3850-30100	Advertising Expense	1,000	1,000	1,000	1,000	1,000	1,000	0	0	0	0	0	0.00%	0.00%	0.00%	0.00%	0.00%
650-3850-30800	Building Maintenance	15,000	15,000	15,000	15,000	15,000	15,000	0	0	0	0	0	0.00%	0.00%	0.00%	0.00%	0.00%
650-3850-33600	Grounds Supplies	2,500	2,500	2,500	2,500	2,500	2,500	0	0	0	0	0	0.00%	0.00%	0.00%	0.00%	0.00%
650-3850-33900	Insurance Expense	14,000	14,000	14,000	14,000	14,000	14,000	0	0	0	0	0	0.00%	0.00%	0.00%	0.00%	0.00%
650-3850-34900	Miscellaneous	500	500	500	500	500	500	0	0	0	0	0	0.00%	0.00%	0.00%	0.00%	0.00%
650-3850-35300	Office Supplies	1,000	1,000	1,000	1,000	1,000	1,000	0	0	0	0	0	0.00%	0.00%	0.00%	0.00%	0.00%
650-3850-36500	Small Tools & Equipment	500	500	500	500	500	500	0	0	0	0	0	0.00%	0.00%	0.00%	0.00%	0.00%
650-3850-36700	Supplies	14,000	14,000	14,000	14,000	14,000	14,000	0	0	0	0	0	0.00%	0.00%	0.00%	0.00%	0.00%
650-3850-36900	Telephone	3,600	3,600	3,600	3,600	3,600	3,600	0	0	0	0	0	0.00%	0.00%	0.00%	0.00%	0.00%
650-3850-37100	Utilities - Hydro	38,000	38,000	38,000	38,000	38,000	38,000	0	0	0	0	0	0.00%	0.00%	0.00%	0.00%	0.00%
650-3850-37200	Utilities - Natural Gas	8,000	8,000	8,000	8,000	8,000	8,000	0	0	0	0	0	0.00%	0.00%	0.00%	0.00%	0.00%
650-3850-37300	Utilities - Water & Wastewater	5,000	5,000	5,000	5,000	5,000	5,000	0	0	0	0	0	0.00%	0.00%	0.00%	0.00%	0.00%

		Approved 2015	2016	2017	2018	2019	2020	Change 2016	Change 2017	Change 2018	Change 2019	Change 2020	% Change 2016	% Change 2017	% Change 2018	% Change 2019	% Change 2020
Parks Recreation & Facilities																	
Community Centre - Anderson																	
650-3850-37400	Vehicle & Equipment Maintenance	1,000	1,000	1,000	1,000	1,000	1,000	0	0	0	0	0	0.00%	0.00%	0.00%	0.00%	0.00%
650-3850-37500	Waste Disposal Fees	2,000	2,000	2,000	2,000	2,000	2,000	0	0	0	0	0	0.00%	0.00%	0.00%	0.00%	0.00%
650-3850-41000	Contracts	13,000	13,000	13,000	13,000	13,000	13,000	0	0	0	0	0	0.00%	0.00%	0.00%	0.00%	0.00%
650-3850-80150	Chargeback: Snow Removal	9,100	9,683	9,902	10,089	10,308	10,439	583	219	187	219	131	6.41%	2.26%	1.89%	2.17%	1.27%
650-3850-80250	Chargeback: Payroll	155,600	157,093	162,128	166,442	171,495	174,497	1,493	5,035	4,314	5,053	3,002	0.96%	3.21%	2.66%	3.04%	1.75%
650-3850-80500	Chargeback: Equipment	700	700	700	700	700	700	0	0	0	0	0	0.00%	0.00%	0.00%	0.00%	0.00%
650-3850-91922	TSF from: Community Centre	(40,000)	(30,000)	(20,000)	0	0	0	10,000	10,000	20,000	0	0	-25.00%	-33.33%	-100.00%	0.00%	0.00%
Community Centre - Anderson Subtotal		60,400	72,476	87,730	112,231	117,503	120,636	12,076	15,254	24,501	5,272	3,133	19.99%	21.05%	27.93%	4.70%	2.60%
Community Centre - Platoff																	
650-3900-80150	Chargeback: Snow Removal	3,600	3,831	3,917	3,991	4,078	4,130	231	86	74	87	52	6.42%	2.24%	1.89%	2.18%	1.28%
650-3900-80250	Chargeback: Payroll	1,100	985	1,016	1,043	1,075	1,094	(115)	31	27	32	19	-10.45%	3.15%	2.66%	3.07%	1.77%
650-3900-80500	Chargeback: Equipment	100	100	100	100	100	100	0	0	0	0	0	0.00%	0.00%	0.00%	0.00%	0.00%
Community Centre - Platoff Subtotal		4,800	4,916	5,033	5,134	5,253	5,324	116	117	101	119	71	2.42%	2.38%	2.01%	2.32%	1.33%
Library/Comm. Ctr. - Queenston																	
650-3950-04850	Rent - Other	(500)	(500)	(500)	(500)	(500)	(500)	0	0	0	0	0	0.00%	0.00%	0.00%	0.00%	0.00%
650-3950-30800	Building Maintenance	3,700	3,700	3,700	3,700	3,700	3,700	0	0	0	0	0	0.00%	0.00%	0.00%	0.00%	0.00%
650-3950-33600	Grounds Supplies	200	200	200	200	200	200	0	0	0	0	0	0.00%	0.00%	0.00%	0.00%	0.00%
650-3950-33900	Insurance Expense	1,355	1,355	1,355	1,355	1,355	1,355	0	0	0	0	0	0.00%	0.00%	0.00%	0.00%	0.00%
650-3950-36700	Supplies	300	300	300	300	300	300	0	0	0	0	0	0.00%	0.00%	0.00%	0.00%	0.00%
650-3950-36900	Telephone	550	550	550	550	550	550	0	0	0	0	0	0.00%	0.00%	0.00%	0.00%	0.00%
650-3950-37100	Utilities - Hydro	1,040	1,040	1,040	1,040	1,040	1,040	0	0	0	0	0	0.00%	0.00%	0.00%	0.00%	0.00%
650-3950-37200	Utilities - Natural Gas	3,400	3,400	3,400	3,400	3,400	3,400	0	0	0	0	0	0.00%	0.00%	0.00%	0.00%	0.00%
650-3950-37300	Utilities - Water & Wastewater	500	500	500	500	500	500	0	0	0	0	0	0.00%	0.00%	0.00%	0.00%	0.00%
650-3950-37400	Vehicle & Equipment Maintenance	100	100	100	100	100	100	0	0	0	0	0	0.00%	0.00%	0.00%	0.00%	0.00%
650-3950-63000	Grants Expense	750	750	750	750	750	750	0	0	0	0	0	0.00%	0.00%	0.00%	0.00%	0.00%
650-3950-80150	Chargeback: Snow Removal	3,700	3,938	4,026	4,103	4,193	4,244	238	88	77	90	51	6.43%	2.23%	1.91%	2.19%	1.22%
650-3950-80250	Chargeback: Payroll	3,900	3,774	3,895	3,999	4,120	4,192	(126)	121	104	121	72	-3.23%	3.21%	2.67%	3.03%	1.75%
650-3950-80500	Chargeback: Equipment	500	500	500	500	500	500	0	0	0	0	0	0.00%	0.00%	0.00%	0.00%	0.00%
Library/Comm. Ctr. - Queenston Subtotal		19,495	19,607	19,816	19,997	20,208	20,331	112	209	181	211	123	0.57%	1.07%	0.91%	1.06%	0.60%
Niagara Pool																	
650-4000-01150	Advanced Swimming Lessons	(2,300)	(2,300)	(2,300)	(2,300)	(2,300)	(2,300)	0	0	0	0	0	0.00%	0.00%	0.00%	0.00%	0.00%
650-4000-03400	Miscellaneous Revenue	(1,000)	(1,000)	(1,000)	(1,000)	(1,000)	(1,000)	0	0	0	0	0	0.00%	0.00%	0.00%	0.00%	0.00%
650-4000-03550	Other Rentals	(3,000)	(3,000)	(3,000)	(3,000)	(3,000)	(3,000)	0	0	0	0	0	0.00%	0.00%	0.00%	0.00%	0.00%

		Approved 2015	2016	2017	2018	2019	2020	Change 2016	Change 2017	Change 2018	Change 2019	Change 2020	% Change 2016	% Change 2017	% Change 2018	% Change 2019	% Change 2020
Parks Recreation & Facilities																	
Niagara Pool																	
650-4000-04500	Private Lessons	(12,000)	(12,000)	(12,000)	(12,000)	(12,000)	(12,000)	0	0	0	0	0	0.00%	0.00%	0.00%	0.00%	0.00%
650-4000-04750	Public Swimming	(12,000)	(12,000)	(12,000)	(12,000)	(12,000)	(12,000)	0	0	0	0	0	0.00%	0.00%	0.00%	0.00%	0.00%
650-4000-05600	Swimming Lessons	(6,000)	(6,000)	(6,000)	(6,000)	(6,000)	(6,000)	0	0	0	0	0	0.00%	0.00%	0.00%	0.00%	0.00%
650-4000-30100	Advertising Expense	150	150	150	150	150	150	0	0	0	0	0	0.00%	0.00%	0.00%	0.00%	0.00%
650-4000-30700	Books & Publications	50	50	50	50	50	50	0	0	0	0	0	0.00%	0.00%	0.00%	0.00%	0.00%
650-4000-30800	Building Maintenance	9,000	9,000	9,000	9,000	9,000	9,000	0	0	0	0	0	0.00%	0.00%	0.00%	0.00%	0.00%
650-4000-32900	Equipment Rental Expense	375	375	375	375	375	375	0	0	0	0	0	0.00%	0.00%	0.00%	0.00%	0.00%
650-4000-33600	Grounds Supplies	100	100	100	100	100	100	0	0	0	0	0	0.00%	0.00%	0.00%	0.00%	0.00%
650-4000-33900	Insurance Expense	1,800	1,800	1,800	1,800	1,800	1,800	0	0	0	0	0	0.00%	0.00%	0.00%	0.00%	0.00%
650-4000-34300	Maintenance	100	100	100	100	100	100	0	0	0	0	0	0.00%	0.00%	0.00%	0.00%	0.00%
650-4000-34700	Membership Expense	300	300	300	300	300	300	0	0	0	0	0	0.00%	0.00%	0.00%	0.00%	0.00%
650-4000-34900	Miscellaneous	400	400	400	400	400	400	0	0	0	0	0	0.00%	0.00%	0.00%	0.00%	0.00%
650-4000-35300	Office Supplies	250	250	250	250	250	250	0	0	0	0	0	0.00%	0.00%	0.00%	0.00%	0.00%
650-4000-35900	Purchases for Resale	400	400	400	400	400	400	0	0	0	0	0	0.00%	0.00%	0.00%	0.00%	0.00%
650-4000-36500	Small Tools & Equipment	100	100	100	100	100	100	0	0	0	0	0	0.00%	0.00%	0.00%	0.00%	0.00%
650-4000-36700	Supplies	500	500	500	500	500	500	0	0	0	0	0	0.00%	0.00%	0.00%	0.00%	0.00%
650-4000-36800	Swimming Lesson Supplies	1,200	1,200	1,200	1,200	1,200	1,200	0	0	0	0	0	0.00%	0.00%	0.00%	0.00%	0.00%
650-4000-36900	Telephone	400	400	400	400	400	400	0	0	0	0	0	0.00%	0.00%	0.00%	0.00%	0.00%
650-4000-37100	Utilities - Hydro	6,500	6,500	6,500	6,500	6,500	6,500	0	0	0	0	0	0.00%	0.00%	0.00%	0.00%	0.00%
650-4000-37200	Utilities - Natural Gas	2,500	2,500	2,500	2,500	2,500	2,500	0	0	0	0	0	0.00%	0.00%	0.00%	0.00%	0.00%
650-4000-37300	Utilities - Water & Wastewater	3,000	3,000	3,000	3,000	3,000	3,000	0	0	0	0	0	0.00%	0.00%	0.00%	0.00%	0.00%
650-4000-37400	Vehicle & Equipment Maintenance	100	100	100	100	100	100	0	0	0	0	0	0.00%	0.00%	0.00%	0.00%	0.00%
650-4000-80250	Chargeback: Payroll	60,800	55,899	57,691	59,226	61,024	62,092	(4,901)	1,792	1,535	1,798	1,068	-8.06%	3.21%	2.66%	3.04%	1.75%
650-4000-80500	Chargeback: Equipment	900	900	900	900	900	900	0	0	0	0	0	0.00%	0.00%	0.00%	0.00%	0.00%
Niagara Pool Subtotal		52,625	47,724	49,516	51,051	52,849	53,917	(4,901)	1,792	1,535	1,798	1,068	-9.31%	3.75%	3.10%	3.52%	1.98%
St. Davids Pool																	
650-4050-03550	Other Rentals	(10,000)	(10,000)	(10,000)	(10,000)	(10,000)	(10,000)	0	0	0	0	0	0.00%	0.00%	0.00%	0.00%	0.00%
650-4050-04750	Public Swimming	(6,000)	(6,000)	(6,000)	(6,000)	(6,000)	(6,000)	0	0	0	0	0	0.00%	0.00%	0.00%	0.00%	0.00%
650-4050-05600	Swimming Lessons	(2,500)	(2,500)	(2,500)	(2,500)	(2,500)	(2,500)	0	0	0	0	0	0.00%	0.00%	0.00%	0.00%	0.00%
650-4050-30100	Advertising Expense	100	100	100	100	100	100	0	0	0	0	0	0.00%	0.00%	0.00%	0.00%	0.00%
650-4050-30700	Books & Publications	50	50	50	50	50	50	0	0	0	0	0	0.00%	0.00%	0.00%	0.00%	0.00%
650-4050-30800	Building Maintenance	9,000	9,000	9,000	9,000	9,000	9,000	0	0	0	0	0	0.00%	0.00%	0.00%	0.00%	0.00%
650-4050-32900	Equipment Rental Expense	300	300	300	300	300	300	0	0	0	0	0	0.00%	0.00%	0.00%	0.00%	0.00%
650-4050-33600	Grounds Supplies	100	100	100	100	100	100	0	0	0	0	0	0.00%	0.00%	0.00%	0.00%	0.00%

													BUDGET SUMMARY 2016 341										
													2016	2017	2018	2019	2020						
													% Change	% Change	% Change	% Change	% Change						
													2015	2016	2017	2018	2019	2020	Change 2016	Change 2017	Change 2018	Change 2019	Change 2020
Parks Recreation & Facilities																							
Virgil Arenas																							
650-4150-33900	Insurance Expense	42,000	42,000	42,000	42,000	42,000	42,000	0	0	0	0	0	0.00%	0.00%	0.00%	0.00%	0.00%						
650-4150-34100	Licenses	300	300	300	300	300	300	0	0	0	0	0	0.00%	0.00%	0.00%	0.00%	0.00%						
650-4150-34300	Maintenance	1,000	1,000	1,000	1,000	1,000	1,000	0	0	0	0	0	0.00%	0.00%	0.00%	0.00%	0.00%						
650-4150-34700	Membership Expense	70	70	70	70	70	70	0	0	0	0	0	0.00%	0.00%	0.00%	0.00%	0.00%						
650-4150-34800	Mileage & Expenses	300	300	300	300	300	300	0	0	0	0	0	0.00%	0.00%	0.00%	0.00%	0.00%						
650-4150-34900	Miscellaneous	100	100	100	100	100	100	0	0	0	0	0	0.00%	0.00%	0.00%	0.00%	0.00%						
650-4150-35300	Office Supplies	500	500	500	500	500	500	0	0	0	0	0	0.00%	0.00%	0.00%	0.00%	0.00%						
650-4150-36500	Small Tools & Equipment	2,000	2,000	2,000	2,000	2,000	2,000	0	0	0	0	0	0.00%	0.00%	0.00%	0.00%	0.00%						
650-4150-36700	Supplies	11,900	11,900	11,900	11,900	11,900	11,900	0	0	0	0	0	0.00%	0.00%	0.00%	0.00%	0.00%						
650-4150-36900	Telephone	900	900	900	900	900	900	0	0	0	0	0	0.00%	0.00%	0.00%	0.00%	0.00%						
650-4150-37100	Utilities - Hydro	134,600	134,600	134,600	134,600	134,600	134,600	0	0	0	0	0	0.00%	0.00%	0.00%	0.00%	0.00%						
650-4150-37200	Utilities - Natural Gas	25,000	25,000	25,000	25,000	25,000	25,000	0	0	0	0	0	0.00%	0.00%	0.00%	0.00%	0.00%						
650-4150-37300	Utilities - Water & Wastewater	15,000	15,000	15,000	15,000	15,000	15,000	0	0	0	0	0	0.00%	0.00%	0.00%	0.00%	0.00%						
650-4150-37400	Vehicle & Equipment Maintenance	500	500	500	500	500	500	0	0	0	0	0	0.00%	0.00%	0.00%	0.00%	0.00%						
650-4150-37500	Waste Disposal Fees	1,030	1,030	1,030	1,030	1,030	1,030	0	0	0	0	0	0.00%	0.00%	0.00%	0.00%	0.00%						
650-4150-40900	Consultants	1,500	1,500	1,500	1,500	1,500	1,500	0	0	0	0	0	0.00%	0.00%	0.00%	0.00%	0.00%						
650-4150-41000	Contracts	2,625	2,625	2,625	2,625	2,625	2,625	0	0	0	0	0	0.00%	0.00%	0.00%	0.00%	0.00%						
650-4150-80250	Chargeback: Payroll	413,500	463,076	477,919	490,637	505,532	514,382	49,576	14,843	12,718	14,895	8,850	11.99%	3.21%	2.66%	3.04%	1.75%						
650-4150-80500	Chargeback: Equipment	41,300	41,300	41,300	41,300	41,300	41,300	0	0	0	0	0	0.00%	0.00%	0.00%	0.00%	0.00%						
Virgil Arenas Subtotal		280,855	330,431	345,274	357,992	372,887	381,737	49,576	14,843	12,718	14,895	8,850	17.65%	4.49%	3.68%	4.16%	2.32%						
Concessions																							
650-4200-02200	Food & Beverage Sales	(80,000)	(80,000)	(80,000)	(80,000)	(80,000)	(80,000)	0	0	0	0	0	0.00%	0.00%	0.00%	0.00%	0.00%						
650-4200-05450	Skate Shapening	(5,000)	(5,000)	(5,000)	(5,000)	(5,000)	(5,000)	0	0	0	0	0	0.00%	0.00%	0.00%	0.00%	0.00%						
650-4200-34900	Miscellaneous	100	100	100	100	100	100	0	0	0	0	0	0.00%	0.00%	0.00%	0.00%	0.00%						
650-4200-35900	Purchases for Resale	50,000	50,000	50,000	50,000	50,000	50,000	0	0	0	0	0	0.00%	0.00%	0.00%	0.00%	0.00%						
650-4200-36700	Supplies	500	500	500	500	500	500	0	0	0	0	0	0.00%	0.00%	0.00%	0.00%	0.00%						
650-4200-37400	Vehicle & Equipment Maintenance	1,000	1,000	1,000	1,000	1,000	1,000	0	0	0	0	0	0.00%	0.00%	0.00%	0.00%	0.00%						
650-4200-80250	Chargeback: Payroll	32,200	35,852	37,001	37,986	39,139	39,824	3,652	1,149	985	1,153	685	11.34%	3.20%	2.66%	3.04%	1.75%						
Concessions Subtotal		(1,200)	2,452	3,601	4,586	5,739	6,424	3,652	1,149	985	1,153	685	-304.33%	46.86%	27.35%	25.14%	10.66%						
Parks																							
650-4250-01200	Advertising Revenue	(500)	(500)	(500)	(500)	(500)	(500)	0	0	0	0	0	0.00%	0.00%	0.00%	0.00%	0.00%						
650-4250-01950	Donations Revenue	(1,000)	(1,000)	(1,000)	(1,000)	(1,000)	(1,000)	0	0	0	0	0	0.00%	0.00%	0.00%	0.00%	0.00%						
650-4250-03400	Miscellaneous Revenue	(100)	(100)	(100)	(100)	(100)	(100)	0	0	0	0	0	0.00%	0.00%	0.00%	0.00%	0.00%						

													BUDGET SUMMARY 2016 342				
		Approved 2015	2016	2017	2018	2019	2020	Change 2016	Change 2017	Change 2018	Change 2019	Change 2020	% Change 2016	% Change 2017	% Change 2018	% Change 2019	% Change 2020
Parks Recreation & Facilities																	
Parks																	
650-4250-03550	Other Rentals	(12,000)	(12,000)	(12,000)	(12,000)	(12,000)	(12,000)	0	0	0	0	0	0.00%	0.00%	0.00%	0.00%	0.00%
650-4250-05100	Rentals Minor Sports	(12,000)	(12,000)	(12,000)	(12,000)	(12,000)	(12,000)	0	0	0	0	0	0.00%	0.00%	0.00%	0.00%	0.00%
650-4250-12400	Safety Footware	750	750	750	750	750	750	0	0	0	0	0	0.00%	0.00%	0.00%	0.00%	0.00%
650-4250-12500	Course & Seminar Expenses	300	300	300	300	300	300	0	0	0	0	0	0.00%	0.00%	0.00%	0.00%	0.00%
650-4250-30100	Advertising Expense	1,000	1,000	1,000	1,000	1,000	1,000	0	0	0	0	0	0.00%	0.00%	0.00%	0.00%	0.00%
650-4250-30800	Building Maintenance	23,000	23,000	23,000	23,000	23,000	23,000	0	0	0	0	0	0.00%	0.00%	0.00%	0.00%	0.00%
650-4250-31000	Capital Expenditures under \$5K	5,000	5,000	5,000	5,000	5,000	5,000	0	0	0	0	0	0.00%	0.00%	0.00%	0.00%	0.00%
650-4250-31800	Conference Expenses	900	900	900	900	900	900	0	0	0	0	0	0.00%	0.00%	0.00%	0.00%	0.00%
650-4250-32900	Equipment Rental Expense	1,000	1,000	1,000	1,000	1,000	1,000	0	0	0	0	0	0.00%	0.00%	0.00%	0.00%	0.00%
650-4250-33600	Grounds Supplies	29,500	29,500	29,500	29,500	29,500	29,500	0	0	0	0	0	0.00%	0.00%	0.00%	0.00%	0.00%
650-4250-33900	Insurance Expense	4,500	4,500	4,500	4,500	4,500	4,500	0	0	0	0	0	0.00%	0.00%	0.00%	0.00%	0.00%
650-4250-34300	Maintenance	2,500	2,500	2,500	2,500	2,500	2,500	0	0	0	0	0	0.00%	0.00%	0.00%	0.00%	0.00%
650-4250-34800	Mileage & Expenses	250	250	250	250	250	250	0	0	0	0	0	0.00%	0.00%	0.00%	0.00%	0.00%
650-4250-34900	Miscellaneous	5,000	5,000	5,000	5,000	5,000	5,000	0	0	0	0	0	0.00%	0.00%	0.00%	0.00%	0.00%
650-4250-36500	Small Tools & Equipment	4,200	4,200	4,200	4,200	4,200	4,200	0	0	0	0	0	0.00%	0.00%	0.00%	0.00%	0.00%
650-4250-36700	Supplies	3,000	3,000	3,000	3,000	3,000	3,000	0	0	0	0	0	0.00%	0.00%	0.00%	0.00%	0.00%
650-4250-37100	Utilities - Hydro	6,800	6,800	6,800	6,800	6,800	6,800	0	0	0	0	0	0.00%	0.00%	0.00%	0.00%	0.00%
650-4250-37200	Utilities - Natural Gas	900	900	900	900	900	900	0	0	0	0	0	0.00%	0.00%	0.00%	0.00%	0.00%
650-4250-37300	Utilities - Water & Wastewater	40,000	40,000	40,000	40,000	40,000	40,000	0	0	0	0	0	0.00%	0.00%	0.00%	0.00%	0.00%
650-4250-37400	Vehicle & Equipment Maintenance	2,000	2,000	2,000	2,000	2,000	2,000	0	0	0	0	0	0.00%	0.00%	0.00%	0.00%	0.00%
650-4250-37500	Waste Disposal Fees	4,000	4,000	4,000	4,000	4,000	4,000	0	0	0	0	0	0.00%	0.00%	0.00%	0.00%	0.00%
650-4250-41000	Contracts	7,500	7,500	7,500	7,500	7,500	7,500	0	0	0	0	0	0.00%	0.00%	0.00%	0.00%	0.00%
650-4250-80250	Chargeback: Payroll	400,000	398,377	411,146	422,087	434,901	442,514	(1,623)	12,769	10,941	12,814	7,613	-0.41%	3.21%	2.66%	3.04%	1.75%
650-4250-80500	Chargeback: Equipment	61,900	61,900	61,900	61,900	61,900	61,900	0	0	0	0	0	0.00%	0.00%	0.00%	0.00%	0.00%
	Parks Subtotal	578,400	576,777	589,546	600,487	613,301	620,914	(1,623)	12,769	10,941	12,814	7,613	-0.28%	2.21%	1.86%	2.13%	1.23%
Recreation																	
650-4300-04450	Photo Copy Revenue	(200)	(200)	(200)	(200)	(200)	(200)	0	0	0	0	0	0.00%	0.00%	0.00%	0.00%	0.00%
650-4300-12400	Safety Footware	500	500	500	500	500	500	0	0	0	0	0	0.00%	0.00%	0.00%	0.00%	0.00%
650-4300-12500	Course & Seminar Expenses	100	100	100	100	100	100	0	0	0	0	0	0.00%	0.00%	0.00%	0.00%	0.00%
650-4300-30100	Advertising Expense	4,200	4,200	4,200	4,200	4,200	4,200	0	0	0	0	0	0.00%	0.00%	0.00%	0.00%	0.00%
650-4300-30700	Books & Publications	100	100	100	100	100	100	0	0	0	0	0	0.00%	0.00%	0.00%	0.00%	0.00%
650-4300-31000	Capital Expenditures under \$5K	2,000	2,000	2,000	2,000	2,000	2,000	0	0	0	0	0	0.00%	0.00%	0.00%	0.00%	0.00%
650-4300-31800	Conference Expenses	1,000	1,000	1,000	1,000	1,000	1,000	0	0	0	0	0	0.00%	0.00%	0.00%	0.00%	0.00%
650-4300-33700	Health & Safety Programs	5,000	5,000	5,000	5,000	5,000	5,000	0	0	0	0	0	0.00%	0.00%	0.00%	0.00%	0.00%

		Approved 2015	2016	2017	2018	2019	2020	Change 2016	Change 2017	Change 2018	Change 2019	Change 2020	% Change 2016	% Change 2017	% Change 2018	% Change 2019	% Change 2020
Parks Recreation & Facilities																	
Cemetery																	
650-4350-33200	Foundations and Markers	30,000	30,000	30,000	30,000	30,000	30,000	0	0	0	0	0	0.00%	0.00%	0.00%	0.00%	0.00%
650-4350-33600	Grounds Supplies	6,300	6,300	6,300	6,300	6,300	6,300	0	0	0	0	0	0.00%	0.00%	0.00%	0.00%	0.00%
650-4350-33900	Insurance Expense	900	900	900	900	900	900	0	0	0	0	0	0.00%	0.00%	0.00%	0.00%	0.00%
650-4350-34300	Maintenance	1,300	1,300	1,300	1,300	1,300	1,300	0	0	0	0	0	0.00%	0.00%	0.00%	0.00%	0.00%
650-4350-34700	Membership Expense	250	250	250	250	250	250	0	0	0	0	0	0.00%	0.00%	0.00%	0.00%	0.00%
650-4350-34800	Mileage & Expenses	200	200	200	200	200	200	0	0	0	0	0	0.00%	0.00%	0.00%	0.00%	0.00%
650-4350-34900	Miscellaneous	3,000	3,000	3,000	3,000	3,000	3,000	0	0	0	0	0	0.00%	0.00%	0.00%	0.00%	0.00%
650-4350-35000	Motor Vehicle Supplies	200	200	200	200	200	200	0	0	0	0	0	0.00%	0.00%	0.00%	0.00%	0.00%
650-4350-35300	Office Supplies	1,000	1,000	1,000	1,000	1,000	1,000	0	0	0	0	0	0.00%	0.00%	0.00%	0.00%	0.00%
650-4350-35310	Ontario Licence Fee (Cemetery)	800	800	800	800	800	800	0	0	0	0	0	0.00%	0.00%	0.00%	0.00%	0.00%
650-4350-36500	Small Tools & Equipment	1,500	1,500	1,500	1,500	1,500	1,500	0	0	0	0	0	0.00%	0.00%	0.00%	0.00%	0.00%
650-4350-36700	Supplies	2,000	2,000	2,000	2,000	2,000	2,000	0	0	0	0	0	0.00%	0.00%	0.00%	0.00%	0.00%
650-4350-36900	Telephone	1,600	1,600	1,600	1,600	1,600	1,600	0	0	0	0	0	0.00%	0.00%	0.00%	0.00%	0.00%
650-4350-37000	Trustees	700	700	700	700	700	700	0	0	0	0	0	0.00%	0.00%	0.00%	0.00%	0.00%
650-4350-37100	Utilities - Hydro	1,725	1,725	1,725	1,725	1,725	1,725	0	0	0	0	0	0.00%	0.00%	0.00%	0.00%	0.00%
650-4350-37200	Utilities - Natural Gas	2,000	2,000	2,000	2,000	2,000	2,000	0	0	0	0	0	0.00%	0.00%	0.00%	0.00%	0.00%
650-4350-37300	Utilities - Water & Wastewater	3,300	3,300	3,300	3,300	3,300	3,300	0	0	0	0	0	0.00%	0.00%	0.00%	0.00%	0.00%
650-4350-37400	Vehicle & Equipment Maintenance	2,000	2,000	2,000	2,000	2,000	2,000	0	0	0	0	0	0.00%	0.00%	0.00%	0.00%	0.00%
650-4350-37500	Waste Disposal Fees	700	700	700	700	700	700	0	0	0	0	0	0.00%	0.00%	0.00%	0.00%	0.00%
650-4350-41000	Contracts	500	500	500	500	500	500	0	0	0	0	0	0.00%	0.00%	0.00%	0.00%	0.00%
650-4350-50100	Pre-Need Interest	1,800	1,800	1,800	1,800	1,800	1,800	0	0	0	0	0	0.00%	0.00%	0.00%	0.00%	0.00%
650-4350-80250	Chargeback: Payroll	157,700	158,522	163,603	167,956	173,055	176,085	822	5,081	4,353	5,099	3,030	0.52%	3.21%	2.66%	3.04%	1.75%
650-4350-80500	Chargeback: Equipment	31,300	31,300	31,300	31,300	31,300	31,300	0	0	0	0	0	0.00%	0.00%	0.00%	0.00%	0.00%
Cemetery Subtotal		75,225	76,047	81,128	85,481	90,580	93,610	822	5,081	4,353	5,099	3,030	1.09%	6.68%	5.37%	5.97%	3.24%
Grave Openings & Closings																	
650-4400-80250	Chargeback: Payroll	4,200	4,392	4,535	4,656	4,797	4,882	192	143	121	141	85	4.57%	3.26%	2.67%	3.03%	1.77%
650-4400-80500	Chargeback: Equipment	2,700	2,700	2,700	2,700	2,700	2,700	0	0	0	0	0	0.00%	0.00%	0.00%	0.00%	0.00%
Grave Openings & Closings Subtotal		6,900	7,092	7,235	7,356	7,497	7,582	192	143	121	141	85	2.78%	2.02%	1.67%	1.92%	1.12%
Parks Recreation & Facilities Total		1,906,345	1,997,295	2,078,079	2,159,860	2,224,991	2,265,294	90,950	80,784	81,781	65,131	40,303	4.77%	4.04%	3.94%	3.02%	1.78%



Appendix C: Revised 2016 Operating Budget and Multi-Year Budget Variance

2015-2020

		Approved 2015	2016	2017	2018	2019	2020	Change 2016	Change 2017	Change 2018	Change 2019	Change 2020	2016 % Change	2017 % Change	2018 % Change	2019 % Change	2020 % Change
Water Distribution																	
Program Administration																	
710-1400-05850	Water Revenue - Fixed Portion	(1,733,064)	(1,733,064)	(1,733,064)	(1,733,064)	(1,733,064)	(1,733,064)	0	0	0	0	0	0.00%	0.00%	0.00%	0.00%	0.00%
710-1400-05900	Water Revenue - Variable Portio	(2,387,853)	(2,445,115)	(2,495,734)	(2,516,459)	(2,537,283)	(2,557,905)	(57,262)	(50,619)	(20,725)	(20,824)	(20,622)	2.40%	2.07%	0.83%	0.83%	0.81%
710-1400-05950	Water Sales	(55,000)	(55,000)	(55,000)	(55,000)	(55,000)	(55,000)	0	0	0	0	0	0.00%	0.00%	0.00%	0.00%	0.00%
710-1400-12100	Protective Clothing	750	750	750	750	750	750	0	0	0	0	0	0.00%	0.00%	0.00%	0.00%	0.00%
710-1400-12300	Uniforms, Coveralls, etc.	1,000	1,000	1,000	1,000	1,000	1,000	0	0	0	0	0	0.00%	0.00%	0.00%	0.00%	0.00%
710-1400-12400	Safety Footware	900	900	900	900	900	900	0	0	0	0	0	0.00%	0.00%	0.00%	0.00%	0.00%
710-1400-30100	Advertising Expense	1,000	1,000	1,000	1,000	1,000	1,000	0	0	0	0	0	0.00%	0.00%	0.00%	0.00%	0.00%
710-1400-30700	Books & Publications	100	100	100	100	100	100	0	0	0	0	0	0.00%	0.00%	0.00%	0.00%	0.00%
710-1400-30800	Building Maintenance	1,000	1,000	1,000	1,000	1,000	1,000	0	0	0	0	0	0.00%	0.00%	0.00%	0.00%	0.00%
710-1400-31100	Cleaning Materials	300	300	300	300	300	300	0	0	0	0	0	0.00%	0.00%	0.00%	0.00%	0.00%
710-1400-33500	Grounds Services	750	750	750	750	750	750	0	0	0	0	0	0.00%	0.00%	0.00%	0.00%	0.00%
710-1400-33900	Insurance Expense	8,000	8,000	8,000	8,000	8,000	8,000	0	0	0	0	0	0.00%	0.00%	0.00%	0.00%	0.00%
710-1400-34100	Licenses	4,000	4,000	4,000	4,000	4,000	4,000	0	0	0	0	0	0.00%	0.00%	0.00%	0.00%	0.00%
710-1400-34700	Membership Expense	700	700	700	700	700	700	0	0	0	0	0	0.00%	0.00%	0.00%	0.00%	0.00%
710-1400-34800	Mileage & Expenses	200	200	200	200	200	200	0	0	0	0	0	0.00%	0.00%	0.00%	0.00%	0.00%
710-1400-35300	Office Supplies	500	500	500	500	500	500	0	0	0	0	0	0.00%	0.00%	0.00%	0.00%	0.00%
710-1400-36500	Small Tools & Equipment	5,000	5,000	5,000	5,000	5,000	5,000	0	0	0	0	0	0.00%	0.00%	0.00%	0.00%	0.00%
710-1400-36700	Supplies	2,000	2,000	2,000	2,000	2,000	2,000	0	0	0	0	0	0.00%	0.00%	0.00%	0.00%	0.00%
710-1400-36900	Telephone	4,000	4,000	4,000	4,000	4,000	4,000	0	0	0	0	0	0.00%	0.00%	0.00%	0.00%	0.00%
710-1400-37400	Vehicle & Equipment Maintenance	500	500	500	500	500	500	0	0	0	0	0	0.00%	0.00%	0.00%	0.00%	0.00%
710-1400-40700	Billing Service Charges	100,000	100,000	100,000	100,000	100,000	100,000	0	0	0	0	0	0.00%	0.00%	0.00%	0.00%	0.00%
710-1400-40900	Consultants	10,000	10,000	10,000	10,000	10,000	10,000	0	0	0	0	0	0.00%	0.00%	0.00%	0.00%	0.00%
710-1400-41000	Contracts	1,500	1,500	1,500	1,500	1,500	1,500	0	0	0	0	0	0.00%	0.00%	0.00%	0.00%	0.00%
710-1400-41200	Legal Expenses	1,000	1,000	1,000	1,000	1,000	1,000	0	0	0	0	0	0.00%	0.00%	0.00%	0.00%	0.00%
710-1400-41400	Water Charges - Fixed Portion	496,094	496,094	496,094	496,094	496,094	496,094	0	0	0	0	0	0.00%	0.00%	0.00%	0.00%	0.00%
710-1400-41500	Water Charges - Variable Portio	1,503,600	1,503,600	1,503,600	1,503,600	1,503,600	1,503,600	0	0	0	0	0	0.00%	0.00%	0.00%	0.00%	0.00%

													BUDGET SUMMARY 2016 346				
													2016	2017	2018	2019	2020
													% Change	% Change	% Change	% Change	% Change
													2016	2017	2018	2019	2020
													% Change	% Change	% Change	% Change	% Change
													2016	2017	2018	2019	2020
													% Change	% Change	% Change	% Change	% Change
													2016	2017	2018	2019	2020
													% Change	% Change	% Change	% Change	% Change
													2016	2017	2018	2019	2020
													% Change	% Change	% Change	% Change	% Change
Water Distribution																	
Program Administration																	
710-1400-80200	Chargeback: Rate Supported	37,500	37,500	37,500	37,500	37,500	37,500	0	0	0	0	0	0.00%	0.00%	0.00%	0.00%	0.00%
710-1400-80250	Chargeback: Payroll	213,400	225,290	239,746	245,170	250,703	256,263	11,890	14,456	5,424	5,533	5,560	5.57%	6.42%	2.26%	2.26%	2.22%
710-1400-80260	Chargeback: Allocated Salaries	103,440	105,313	109,449	113,246	117,247	121,411	1,873	4,136	3,797	4,001	4,164	1.81%	3.93%	3.47%	3.53%	3.55%
710-1400-80400	Chargeback: Debt Charges	259,733	267,779	267,847	267,376	266,426	265,042	8,046	68	(471)	(950)	(1,384)	3.10%	0.03%	-0.18%	-0.36%	-0.52%
710-1400-80451	Recovery: Hydrant Rentals	(75,000)	(75,000)	(75,000)	(75,000)	(75,000)	(75,000)	0	0	0	0	0	0.00%	0.00%	0.00%	0.00%	0.00%
710-1400-80500	Chargeback: Equipment	5,500	5,125	5,125	5,125	5,125	5,125	(375)	0	0	0	0	-6.82%	0.00%	0.00%	0.00%	0.00%
710-1400-92904	TSF to: Water Capital Improve	860,000	860,000	860,000	860,000	860,000	860,000	0	0	0	0	0	0.00%	0.00%	0.00%	0.00%	0.00%
Program Administration Subtotal		(628,450)	(664,278)	(696,237)	(708,212)	(720,452)	(732,734)	(35,828)	(31,959)	(11,975)	(12,240)	(12,282)	5.70%	4.81%	1.72%	1.73%	1.68%
Training Division																	
710-1950-12500	Course & Seminar Expenses	8,000	8,000	8,000	8,000	8,000	8,000	0	0	0	0	0	0.00%	0.00%	0.00%	0.00%	0.00%
710-1950-31800	Conference Expenses	1,200	1,200	1,200	1,200	1,200	1,200	0	0	0	0	0	0.00%	0.00%	0.00%	0.00%	0.00%
710-1950-34800	Mileage & Expenses	750	750	750	750	750	750	0	0	0	0	0	0.00%	0.00%	0.00%	0.00%	0.00%
710-1950-80250	Chargeback: Payroll	9,600	9,215	9,807	10,028	10,255	10,482	(385)	592	221	227	227	-4.01%	6.42%	2.25%	2.26%	2.21%
710-1950-80500	Chargeback: Equipment	100	68	68	68	68	68	(32)	0	0	0	0	-32.00%	0.00%	0.00%	0.00%	0.00%
Training Division Subtotal		19,650	19,233	19,825	20,046	20,273	20,500	(417)	592	221	227	227	-2.12%	3.08%	1.11%	1.13%	1.11%
Inventory Maintenance																	
710-2200-80250	Chargeback: Payroll	1,900	2,030	2,160	2,209	2,259	2,309	130	130	49	50	50	6.84%	6.40%	2.27%	2.26%	2.21%
710-2200-80500	Chargeback: Equipment	0	49	49	49	49	49	49	0	0	0	0	100.00%	0.00%	0.00%	0.00%	0.00%
Inventory Maintenance Subtotal		1,900	2,079	2,209	2,258	2,308	2,358	179	130	49	50	50	9.42%	6.25%	2.22%	2.21%	2.12%
Compliance																	
710-4800-80250	Chargeback: Payroll	24,100	31,188	33,190	33,940	34,707	35,476	7,088	2,002	750	767	769	29.41%	6.42%	2.26%	2.26%	2.22%
710-4800-80500	Chargeback: Equipment	100	45	45	45	45	45	(55)	0	0	0	0	-55.00%	0.00%	0.00%	0.00%	0.00%
Compliance Subtotal		24,200	31,233	33,235	33,985	34,752	35,521	7,033	2,002	750	767	769	29.06%	6.41%	2.26%	2.26%	2.16%
Bulk Water Station																	
710-5250-32000	Construction Materials	1,500	1,500	1,500	1,500	1,500	1,500	0	0	0	0	0	0.00%	0.00%	0.00%	0.00%	0.00%
710-5250-37100	Utilities - Hydro	3,000	3,000	3,000	3,000	3,000	3,000	0	0	0	0	0	0.00%	0.00%	0.00%	0.00%	0.00%
710-5250-41000	Contracts	2,000	2,000	2,000	2,000	2,000	2,000	0	0	0	0	0	0.00%	0.00%	0.00%	0.00%	0.00%
710-5250-80250	Chargeback: Payroll	700	682	726	742	759	776	(18)	44	16	17	17	-2.57%	6.45%	2.20%	2.29%	2.24%
710-5250-80500	Chargeback: Equipment	100	85	85	85	85	85	(15)	0	0	0	0	-15.00%	0.00%	0.00%	0.00%	0.00%
Bulk Water Station Subtotal		7,300	7,267	7,311	7,327	7,344	7,361	(33)	44	16	17	17	-0.45%	0.61%	0.22%	0.23%	0.23%
Hydrants																	
710-5300-05200	Services Rendered	(15,000)	(15,000)	(15,000)	(15,000)	(15,000)	(15,000)	0	0	0	0	0	0.00%	0.00%	0.00%	0.00%	0.00%

		Approved 2015	2016	2017	2018	2019	2020	Change 2016	Change 2017	Change 2018	Change 2019	Change 2020	% Change 2016	% Change 2017	% Change 2018	% Change 2019	% Change 2020
Water Distribution																	
Hydrants																	
710-5300-32000	Construction Materials	8,000	8,000	8,000	8,000	8,000	8,000	0	0	0	0	0	0.00%	0.00%	0.00%	0.00%	0.00%
710-5300-41000	Contracts	6,000	6,000	6,000	6,000	6,000	6,000	0	0	0	0	0	0.00%	0.00%	0.00%	0.00%	0.00%
710-5300-80250	Chargeback: Payroll	23,800	28,801	30,649	31,342	32,050	32,761	5,001	1,848	693	708	711	21.01%	6.42%	2.26%	2.26%	2.22%
710-5300-80500	Chargeback: Equipment	5,400	5,770	5,770	5,770	5,770	5,770	370	0	0	0	0	6.85%	0.00%	0.00%	0.00%	0.00%
	Hydrants Subtotal	28,200	33,571	35,419	36,112	36,820	37,531	5,371	1,848	693	708	711	19.05%	5.50%	1.96%	1.96%	1.89%
Irrigation from Hydrants																	
710-5350-32000	Construction Materials	500	500	500	500	500	500	0	0	0	0	0	0.00%	0.00%	0.00%	0.00%	0.00%
710-5350-41000	Contracts	1,000	1,000	1,000	1,000	1,000	1,000	0	0	0	0	0	0.00%	0.00%	0.00%	0.00%	0.00%
710-5350-80250	Chargeback: Payroll	1,400	1,870	1,990	2,035	2,081	2,127	470	120	45	46	46	33.57%	6.42%	2.26%	2.26%	2.21%
710-5350-80500	Chargeback: Equipment	200	222	222	222	222	222	22	0	0	0	0	11.00%	0.00%	0.00%	0.00%	0.00%
	Irrigation from Hydrants Subtotal	3,100	3,592	3,712	3,757	3,803	3,849	492	120	45	46	46	15.87%	3.34%	1.21%	1.22%	1.20%
Meter Installations																	
710-5400-05200	Services Rendered	(45,000)	(45,000)	(45,000)	(45,000)	(45,000)	(45,000)	0	0	0	0	0	0.00%	0.00%	0.00%	0.00%	0.00%
710-5400-32000	Construction Materials	10,000	10,000	10,000	10,000	10,000	10,000	0	0	0	0	0	0.00%	0.00%	0.00%	0.00%	0.00%
710-5400-80250	Chargeback: Payroll	51,500	61,178	65,105	66,576	68,080	69,589	9,678	3,927	1,471	1,504	1,509	18.79%	6.42%	2.26%	2.26%	2.22%
710-5400-80500	Chargeback: Equipment	5,500	5,829	5,829	5,829	5,829	5,829	329	0	0	0	0	5.98%	0.00%	0.00%	0.00%	0.00%
	Meter Installations Subtotal	22,000	32,007	35,934	37,405	38,909	40,418	10,007	3,927	1,471	1,504	1,509	45.49%	12.27%	4.09%	4.02%	3.73%
Meter Readings																	
710-5450-80250	Chargeback: Payroll	77,200	83,444	88,800	90,807	92,858	94,917	6,244	5,356	2,007	2,051	2,059	8.09%	6.42%	2.26%	2.26%	2.22%
710-5450-80500	Chargeback: Equipment	16,800	17,213	17,213	17,213	17,213	17,213	413	0	0	0	0	2.46%	0.00%	0.00%	0.00%	0.00%
	Meter Readings Subtotal	94,000	100,657	106,013	108,020	110,071	112,130	6,657	5,356	2,007	2,051	2,059	7.08%	5.32%	1.89%	1.90%	1.84%
Meter Repairs																	
710-5500-05200	Services Rendered	(1,000)	(1,000)	(1,000)	(1,000)	(1,000)	(1,000)	0	0	0	0	0	0.00%	0.00%	0.00%	0.00%	0.00%
710-5500-32000	Construction Materials	20,000	20,000	20,000	20,000	20,000	20,000	0	0	0	0	0	0.00%	0.00%	0.00%	0.00%	0.00%
710-5500-41000	Contracts	3,000	3,000	3,000	3,000	3,000	3,000	0	0	0	0	0	0.00%	0.00%	0.00%	0.00%	0.00%
710-5500-80250	Chargeback: Payroll	38,600	40,521	43,122	44,097	45,093	46,093	1,921	2,601	975	996	1,000	4.98%	6.42%	2.26%	2.26%	2.22%
710-5500-80500	Chargeback: Equipment	4,400	4,282	4,282	4,282	4,282	4,282	(118)	0	0	0	0	-2.68%	0.00%	0.00%	0.00%	0.00%
	Meter Repairs Subtotal	65,000	66,803	69,404	70,379	71,375	72,375	1,803	2,601	975	996	1,000	2.77%	3.89%	1.40%	1.42%	1.38%
Repair & Replace Mains																	
710-5550-05200	Services Rendered	(1,000)	(1,000)	(1,000)	(1,000)	(1,000)	(1,000)	0	0	0	0	0	0.00%	0.00%	0.00%	0.00%	0.00%
710-5550-32000	Construction Materials	1,500	1,500	1,500	1,500	1,500	1,500	0	0	0	0	0	0.00%	0.00%	0.00%	0.00%	0.00%
710-5550-36200	Sand & Gravel	1,500	1,500	1,500	1,500	1,500	1,500	0	0	0	0	0	0.00%	0.00%	0.00%	0.00%	0.00%

		Approved 2015	2016	2017	2018	2019	2020	Change 2016	Change 2017	Change 2018	Change 2019	Change 2020	% Change 2016	% Change 2017	% Change 2018	% Change 2019	% Change 2020
Water Distribution																	
Repair & Replace Mains																	
710-5550-36600	Sod & Soil	1,500	1,500	1,500	1,500	1,500	1,500	0	0	0	0	0	0.00%	0.00%	0.00%	0.00%	0.00%
710-5550-41000	Contracts	6,000	6,000	6,000	6,000	6,000	6,000	0	0	0	0	0	0.00%	0.00%	0.00%	0.00%	0.00%
710-5550-80250	Chargeback: Payroll	39,000	39,350	41,876	42,823	43,790	44,761	350	2,526	947	967	971	0.90%	6.42%	2.26%	2.26%	2.22%
710-5550-80500	Chargeback: Equipment	9,800	9,322	9,322	9,322	9,322	9,322	(478)	0	0	0	0	-4.88%	0.00%	0.00%	0.00%	0.00%
Repair & Replace Mains Subtotal		58,300	58,172	60,698	61,645	62,612	63,583	(128)	2,526	947	967	971	-0.22%	4.34%	1.56%	1.57%	1.53%
Repair & Replace Services																	
710-5600-05200	Services Rendered	(1,000)	(1,000)	(1,000)	(1,000)	(1,000)	(1,000)	0	0	0	0	0	0.00%	0.00%	0.00%	0.00%	0.00%
710-5600-32000	Construction Materials	5,000	5,000	5,000	5,000	5,000	5,000	0	0	0	0	0	0.00%	0.00%	0.00%	0.00%	0.00%
710-5600-36200	Sand & Gravel	500	500	500	500	500	500	0	0	0	0	0	0.00%	0.00%	0.00%	0.00%	0.00%
710-5600-36600	Sod & Soil	1,000	1,000	1,000	1,000	1,000	1,000	0	0	0	0	0	0.00%	0.00%	0.00%	0.00%	0.00%
710-5600-41000	Contracts	15,000	15,000	15,000	15,000	15,000	15,000	0	0	0	0	0	0.00%	0.00%	0.00%	0.00%	0.00%
710-5600-80250	Chargeback: Payroll	87,700	88,230	93,894	96,017	98,185	100,362	530	5,664	2,123	2,168	2,177	0.60%	6.42%	2.26%	2.26%	2.22%
710-5600-80500	Chargeback: Equipment	19,900	18,369	18,369	18,369	18,369	18,369	(1,531)	0	0	0	0	-7.69%	0.00%	0.00%	0.00%	0.00%
Repair & Replace Services Subtotal		128,100	127,099	132,763	134,886	137,054	139,231	(1,001)	5,664	2,123	2,168	2,177	-0.78%	4.46%	1.60%	1.61%	1.56%
Service Installations (New)																	
710-5650-05200	Services Rendered	(20,000)	(20,000)	(20,000)	(20,000)	(20,000)	(20,000)	0	0	0	0	0	0.00%	0.00%	0.00%	0.00%	0.00%
710-5650-32000	Construction Materials	5,000	5,000	5,000	5,000	5,000	5,000	0	0	0	0	0	0.00%	0.00%	0.00%	0.00%	0.00%
710-5650-36200	Sand & Gravel	500	500	500	500	500	500	0	0	0	0	0	0.00%	0.00%	0.00%	0.00%	0.00%
710-5650-36600	Sod & Soil	500	500	500	500	500	500	0	0	0	0	0	0.00%	0.00%	0.00%	0.00%	0.00%
710-5650-41000	Contracts	10,000	10,000	10,000	10,000	10,000	10,000	0	0	0	0	0	0.00%	0.00%	0.00%	0.00%	0.00%
710-5650-80250	Chargeback: Payroll	14,700	17,281	18,391	18,806	19,231	19,657	2,581	1,110	415	425	426	17.56%	6.42%	2.26%	2.26%	2.22%
710-5650-80500	Chargeback: Equipment	6,300	7,005	7,005	7,005	7,005	7,005	705	0	0	0	0	11.19%	0.00%	0.00%	0.00%	0.00%
Service Installations (New) Subtotal		17,000	20,286	21,396	21,811	22,236	22,662	3,286	1,110	415	425	426	19.33%	5.47%	1.94%	1.95%	1.88%
Utility Locates																	
710-5700-32000	Construction Materials	500	500	500	500	500	500	0	0	0	0	0	0.00%	0.00%	0.00%	0.00%	0.00%
710-5700-41000	Contracts	40,000	40,000	40,000	40,000	40,000	40,000	0	0	0	0	0	0.00%	0.00%	0.00%	0.00%	0.00%
710-5700-80250	Chargeback: Payroll	35,500	34,273	36,473	37,297	38,140	38,985	(1,227)	2,200	824	843	845	-3.46%	6.42%	2.26%	2.26%	2.22%
710-5700-80500	Chargeback: Equipment	5,000	4,700	4,700	4,700	4,700	4,700	(300)	0	0	0	0	-6.00%	0.00%	0.00%	0.00%	0.00%
Utility Locates Subtotal		81,000	79,473	81,673	82,497	83,340	84,185	(1,527)	2,200	824	843	845	-1.89%	2.77%	1.01%	1.02%	1.00%
Valves																	
710-5750-32000	Construction Materials	2,000	2,000	2,000	2,000	2,000	2,000	0	0	0	0	0	0.00%	0.00%	0.00%	0.00%	0.00%
710-5750-80250	Chargeback: Payroll	5,600	7,767	8,265	8,452	8,643	8,834	2,167	498	187	191	191	38.70%	6.41%	2.26%	2.26%	2.21%

		Approved 2015	2016	2017	2018	2019	2020	Change 2016	Change 2017	Change 2018	Change 2019	Change 2020	% Change 2016	% Change 2017	% Change 2018	% Change 2019	% Change 2020
Water Distribution																	
Valves																	
710-5750-80500	Chargeback: Equipment	1,400	1,682	1,682	1,682	1,682	1,682	282	0	0	0	0	20.14%	0.00%	0.00%	0.00%	0.00%
Valves Subtotal		9,000	11,449	11,947	12,134	12,325	12,516	2,449	498	187	191	191	27.21%	4.35%	1.57%	1.57%	1.53%
Water Sampling & Testing																	
710-5800-32000	Construction Materials	500	500	500	500	500	500	0	0	0	0	0	0.00%	0.00%	0.00%	0.00%	0.00%
710-5800-41000	Contracts	12,000	12,000	12,000	12,000	12,000	12,000	0	0	0	0	0	0.00%	0.00%	0.00%	0.00%	0.00%
710-5800-80250	Chargeback: Payroll	32,000	34,814	37,049	37,886	38,742	39,601	2,814	2,235	837	856	859	8.79%	6.42%	2.26%	2.26%	2.22%
710-5800-80500	Chargeback: Equipment	4,700	4,818	4,818	4,818	4,818	4,818	118	0	0	0	0	2.51%	0.00%	0.00%	0.00%	0.00%
Water Sampling & Testing Subtotal		49,200	52,132	54,367	55,204	56,060	56,919	2,932	2,235	837	856	859	5.96%	4.29%	1.54%	1.55%	1.51%
Watermain Cleaning																	
710-5850-32000	Construction Materials	500	500	500	500	500	500	0	0	0	0	0	0.00%	0.00%	0.00%	0.00%	0.00%
710-5850-80250	Chargeback: Payroll	18,300	17,230	18,336	18,751	19,175	19,600	(1,070)	1,106	415	424	425	-5.85%	6.42%	2.26%	2.26%	2.22%
710-5850-80500	Chargeback: Equipment	1,700	1,495	1,495	1,495	1,495	1,495	(205)	0	0	0	0	-12.06%	0.00%	0.00%	0.00%	0.00%
Watermain Cleaning Subtotal		20,500	19,225	20,331	20,746	21,170	21,595	(1,275)	1,106	415	424	425	-6.22%	5.75%	2.04%	2.04%	1.97%
Water Distribution Total		0	0	0	0	0	0	0	0	0	0	0	0.00%	0.00%	0.00%	0.00%	0.00%



Appendix C: Revised 2016 Operating Budget and Multi-Year Budget Variance

2015-2020

		Approved 2015	2016	2017	2018	2019	2020	Change 2016	Change 2017	Change 2018	Change 2019	Change 2020	2016 % Change	2017 % Change	2018 % Change	2019 % Change	2020 % Change
Wastewater Collection																	
Program Administration																	
720-1400-05750	Wastewater Revenue - Fixed Port	(1,459,428)	(1,459,428)	(1,459,428)	(1,459,428)	(1,459,428)	(1,459,428)	0	0	0	0	0	0.00%	0.00%	0.00%	0.00%	0.00%
720-1400-05800	Wastewater Revenue - Variable P	(1,874,369)	(1,881,263)	(1,892,689)	(1,899,218)	(1,906,011)	(1,912,976)	(6,894)	(11,426)	(6,529)	(6,793)	(6,965)	0.37%	0.61%	0.34%	0.36%	0.37%
720-1400-12300	Uniforms, Coveralls, etc.	750	750	750	750	750	750	0	0	0	0	0	0.00%	0.00%	0.00%	0.00%	0.00%
720-1400-12500	Course & Seminar Expenses	500	500	500	500	500	500	0	0	0	0	0	0.00%	0.00%	0.00%	0.00%	0.00%
720-1400-30100	Advertising Expense	500	500	500	500	500	500	0	0	0	0	0	0.00%	0.00%	0.00%	0.00%	0.00%
720-1400-30700	Books & Publications	100	100	100	100	100	100	0	0	0	0	0	0.00%	0.00%	0.00%	0.00%	0.00%
720-1400-30800	Building Maintenance	1,000	1,000	1,000	1,000	1,000	1,000	0	0	0	0	0	0.00%	0.00%	0.00%	0.00%	0.00%
720-1400-31200	Collections Charges	400	400	400	400	400	400	0	0	0	0	0	0.00%	0.00%	0.00%	0.00%	0.00%
720-1400-33500	Grounds Services	1,000	1,000	1,000	1,000	1,000	1,000	0	0	0	0	0	0.00%	0.00%	0.00%	0.00%	0.00%
720-1400-33900	Insurance Expense	7,200	7,200	7,200	7,200	7,200	7,200	0	0	0	0	0	0.00%	0.00%	0.00%	0.00%	0.00%
720-1400-34700	Membership Expense	250	250	250	250	250	250	0	0	0	0	0	0.00%	0.00%	0.00%	0.00%	0.00%
720-1400-35300	Office Supplies	500	500	500	500	500	500	0	0	0	0	0	0.00%	0.00%	0.00%	0.00%	0.00%
720-1400-36500	Small Tools & Equipment	5,000	5,000	5,000	5,000	5,000	5,000	0	0	0	0	0	0.00%	0.00%	0.00%	0.00%	0.00%
720-1400-37400	Vehicle & Equipment Maintenance	500	500	500	500	500	500	0	0	0	0	0	0.00%	0.00%	0.00%	0.00%	0.00%
720-1400-40900	Consultants	10,000	10,000	10,000	10,000	10,000	10,000	0	0	0	0	0	0.00%	0.00%	0.00%	0.00%	0.00%
720-1400-41300	Wastewater Charges - Fixed	2,320,307	2,320,307	2,320,307	2,320,307	2,320,307	2,320,307	0	0	0	0	0	0.00%	0.00%	0.00%	0.00%	0.00%
720-1400-80200	Chargeback: Rate Supported	37,500	37,500	37,500	37,500	37,500	37,500	0	0	0	0	0	0.00%	0.00%	0.00%	0.00%	0.00%
720-1400-80250	Chargeback: Payroll	88,800	94,495	100,561	102,834	105,157	107,488	5,695	6,066	2,273	2,323	2,331	6.41%	6.42%	2.26%	2.26%	2.22%
720-1400-80260	Chargeback: Allocated Salaries	103,440	105,313	109,449	113,246	117,247	121,411	1,873	4,136	3,797	4,001	4,164	1.81%	3.93%	3.47%	3.53%	3.55%
720-1400-80500	Chargeback: Equipment	2,600	2,312	2,312	2,312	2,312	2,312	(288)	0	0	0	0	-11.08%	0.00%	0.00%	0.00%	0.00%
720-1400-92905	TSF to: Wastewater Capital Impr	600,000	600,000	600,000	600,000	600,000	600,000	0	0	0	0	0	0.00%	0.00%	0.00%	0.00%	0.00%
Program Administration Subtotal		(153,450)	(153,064)	(154,288)	(154,747)	(155,216)	(155,686)	386	(1,224)	(459)	(469)	(470)	-0.25%	0.80%	0.30%	0.30%	0.30%
Training Division																	
720-1950-12500	Course & Seminar Expenses	1,000	1,000	1,000	1,000	1,000	1,000	0	0	0	0	0	0.00%	0.00%	0.00%	0.00%	0.00%
720-1950-31800	Conference Expenses	500	500	500	500	500	500	0	0	0	0	0	0.00%	0.00%	0.00%	0.00%	0.00%

		Approved 2015	2016	2017	2018	2019	2020	Change 2016	Change 2017	Change 2018	Change 2019	Change 2020	% Change 2016	% Change 2017	% Change 2018	% Change 2019	% Change 2020
Wastewater Collection																	
Training Division																	
720-1950-34800	Mileage & Expenses	250	250	250	250	250	250	0	0	0	0	0	0.00%	0.00%	0.00%	0.00%	0.00%
720-1950-80250	Chargeback: Payroll	800	973	1,035	1,058	1,082	1,106	173	62	23	24	24	21.63%	6.37%	2.22%	2.27%	2.22%
720-1950-80500	Chargeback: Equipment	100	47	47	47	47	47	(53)	0	0	0	0	-53.00%	0.00%	0.00%	0.00%	0.00%
Training Division Subtotal		2,650	2,770	2,832	2,855	2,879	2,903	120	62	23	24	24	4.53%	2.24%	0.81%	0.84%	0.83%
Lateral Cleaning & Maintenance																	
720-4850-32000	Construction Materials	1,000	1,000	1,000	1,000	1,000	1,000	0	0	0	0	0	0.00%	0.00%	0.00%	0.00%	0.00%
720-4850-36200	Sand & Gravel	500	500	500	500	500	500	0	0	0	0	0	0.00%	0.00%	0.00%	0.00%	0.00%
720-4850-36600	Sod & Soil	500	500	500	500	500	500	0	0	0	0	0	0.00%	0.00%	0.00%	0.00%	0.00%
720-4850-41000	Contracts	9,000	9,000	9,000	9,000	9,000	9,000	0	0	0	0	0	0.00%	0.00%	0.00%	0.00%	0.00%
720-4850-80250	Chargeback: Payroll	9,300	9,275	9,871	10,094	10,322	10,551	(25)	596	223	228	229	-0.27%	6.43%	2.26%	2.26%	2.22%
720-4850-80500	Chargeback: Equipment	3,500	3,366	3,366	3,366	3,366	3,366	(134)	0	0	0	0	-3.83%	0.00%	0.00%	0.00%	0.00%
Lateral Cleaning & Maintenance Subtotal		23,800	23,641	24,237	24,460	24,688	24,917	(159)	596	223	228	229	-0.67%	2.52%	0.92%	0.93%	0.92%
Manhole Maintenance																	
720-4900-32000	Construction Materials	1,000	1,000	1,000	1,000	1,000	1,000	0	0	0	0	0	0.00%	0.00%	0.00%	0.00%	0.00%
720-4900-41000	Contracts	1,000	1,000	1,000	1,000	1,000	1,000	0	0	0	0	0	0.00%	0.00%	0.00%	0.00%	0.00%
720-4900-80250	Chargeback: Payroll	300	242	258	264	270	276	(58)	16	6	6	6	-19.33%	6.61%	2.33%	2.27%	2.22%
720-4900-80500	Chargeback: Equipment	0	19	19	19	19	19	19	0	0	0	0	100.00%	0.00%	0.00%	0.00%	0.00%
Manhole Maintenance Subtotal		2,300	2,261	2,277	2,283	2,289	2,295	(39)	16	6	6	6	-1.70%	0.71%	0.26%	0.26%	0.26%
Sewer CCTV Inspections																	
720-4950-41000	Contracts	46,000	46,000	46,000	46,000	46,000	46,000	0	0	0	0	0	0.00%	0.00%	0.00%	0.00%	0.00%
720-4950-80250	Chargeback: Payroll	3,800	3,622	3,854	3,941	4,030	4,120	(178)	232	87	89	90	-4.68%	6.41%	2.26%	2.26%	2.23%
720-4950-80500	Chargeback: Equipment	100	51	51	51	51	51	(49)	0	0	0	0	-49.00%	0.00%	0.00%	0.00%	0.00%
Sewer CCTV Inspections Subtotal		49,900	49,673	49,905	49,992	50,081	50,171	(227)	232	87	89	90	-0.45%	0.47%	0.17%	0.18%	0.18%
Sewer Lateral Installations																	
720-5000-05200	Services Rendered	(1,000)	(1,000)	(1,000)	(1,000)	(1,000)	(1,000)	0	0	0	0	0	0.00%	0.00%	0.00%	0.00%	0.00%
720-5000-05650	Tapping Fees	(1,000)	(1,000)	(1,000)	(1,000)	(1,000)	(1,000)	0	0	0	0	0	0.00%	0.00%	0.00%	0.00%	0.00%
720-5000-32000	Construction Materials	1,000	1,000	1,000	1,000	1,000	1,000	0	0	0	0	0	0.00%	0.00%	0.00%	0.00%	0.00%
720-5000-36200	Sand & Gravel	1,000	1,000	1,000	1,000	1,000	1,000	0	0	0	0	0	0.00%	0.00%	0.00%	0.00%	0.00%
720-5000-36600	Sod & Soil	500	500	500	500	500	500	0	0	0	0	0	0.00%	0.00%	0.00%	0.00%	0.00%
720-5000-41000	Contracts	10,000	10,000	10,000	10,000	10,000	10,000	0	0	0	0	0	0.00%	0.00%	0.00%	0.00%	0.00%
720-5000-80250	Chargeback: Payroll	700	683	726	743	760	776	(17)	43	17	17	16	-2.43%	6.30%	2.34%	2.29%	2.11%
720-5000-80500	Chargeback: Equipment	0	38	38	38	38	38	38	0	0	0	0	100.00%	0.00%	0.00%	0.00%	0.00%

		Approved 2015	2016	2017	2018	2019	2020	Change 2016	Change 2017	Change 2018	Change 2019	Change 2020	% Change 2016	% Change 2017	% Change 2018	% Change 2019	% Change 2020
Wastewater Collection																	
Sewer Lateral Installations																	
Sewer Lateral Installations Subtotal		11,200	11,221	11,264	11,281	11,298	11,314	21	43	17	17	16	0.19%	0.38%	0.15%	0.15%	0.14%
Sewer Main Cleaning																	
720-5050-32000	Construction Materials	200	200	200	200	200	200	0	0	0	0	0	0.00%	0.00%	0.00%	0.00%	0.00%
720-5050-41000	Contracts	55,000	55,000	55,000	55,000	55,000	55,000	0	0	0	0	0	0.00%	0.00%	0.00%	0.00%	0.00%
720-5050-80250	Chargeback: Payroll	4,200	3,944	4,197	4,292	4,389	4,486	(256)	253	95	97	97	-6.10%	6.41%	2.26%	2.26%	2.21%
720-5050-80500	Chargeback: Equipment	0	11	11	11	11	11	11	0	0	0	0	100.00%	0.00%	0.00%	0.00%	0.00%
Sewer Main Cleaning Subtotal		59,400	59,155	59,408	59,503	59,600	59,697	(245)	253	95	97	97	-0.41%	0.43%	0.16%	0.16%	0.16%
Sewer Main Repairs																	
720-5100-32000	Construction Materials	500	500	500	500	500	500	0	0	0	0	0	0.00%	0.00%	0.00%	0.00%	0.00%
720-5100-36200	Sand & Gravel	500	500	500	500	500	500	0	0	0	0	0	0.00%	0.00%	0.00%	0.00%	0.00%
720-5100-41000	Contracts	3,000	3,000	3,000	3,000	3,000	3,000	0	0	0	0	0	0.00%	0.00%	0.00%	0.00%	0.00%
720-5100-80250	Chargeback: Payroll	200	332	354	362	370	378	132	22	8	8	8	66.00%	6.63%	2.26%	2.21%	2.16%
720-5100-80500	Chargeback: Equipment	0	11	11	11	11	11	11	0	0	0	0	100.00%	0.00%	0.00%	0.00%	0.00%
Sewer Main Repairs Subtotal		4,200	4,343	4,365	4,373	4,381	4,389	143	22	8	8	8	3.40%	0.51%	0.18%	0.18%	0.18%
Rain Barrel Incentive Program																	
720-5141-03450	Niagara Region Grant	(11,000)	(11,000)	(11,000)	(11,000)	(11,000)	(11,000)	0	0	0	0	0	0.00%	0.00%	0.00%	0.00%	0.00%
720-5141-41000	Contracts	39,400	39,618	39,401	39,320	39,236	39,153	218	(217)	(81)	(84)	(83)	0.55%	-0.55%	-0.21%	-0.21%	-0.21%
720-5141-80250	Chargeback: Payroll	3,600	3,382	3,599	3,680	3,764	3,847	(218)	217	81	84	83	-6.06%	6.42%	2.25%	2.28%	2.21%
720-5141-91905	TSF from: Wastewater Capital Im	(32,000)	(32,000)	(32,000)	(32,000)	(32,000)	(32,000)	0	0	0	0	0	0.00%	0.00%	0.00%	0.00%	0.00%
Rain Barrel Incentive Program Subtotal		0	0	0	0	0	0	0	0	0	0	0	0.00%	0.00%	0.00%	0.00%	0.00%
Reimburse/Disconnect Program																	
720-5142-41000	Contracts	48,900	48,879	48,852	48,842	48,832	48,821	(21)	(27)	(10)	(10)	(11)	-0.04%	-0.06%	-0.02%	-0.02%	-0.02%
720-5142-80250	Chargeback: Payroll	400	421	448	458	468	479	21	27	10	10	11	5.25%	6.41%	2.23%	2.18%	2.35%
720-5142-91821	TSF from: DC: Wastewater Sewers	(17,000)	(17,000)	(17,000)	(17,000)	(17,000)	(17,000)	0	0	0	0	0	0.00%	0.00%	0.00%	0.00%	0.00%
720-5142-91905	TSF from: Wastewater Capital Im	(32,300)	(32,300)	(32,300)	(32,300)	(32,300)	(32,300)	0	0	0	0	0	0.00%	0.00%	0.00%	0.00%	0.00%
Reimburse/Disconnect Program Subtotal		0	0	0	0	0	0	0	0	0	0	0	0.00%	0.00%	0.00%	0.00%	0.00%
Trenchless Repair Program																	
720-5145-34900	Miscellaneous	2,000	2,906	2,011	1,675	1,332	988	906	(895)	(336)	(343)	(344)	45.30%	-30.80%	-16.71%	-20.48%	-25.83%
720-5145-41000	Contracts	50,000	50,000	50,000	50,000	50,000	50,000	0	0	0	0	0	0.00%	0.00%	0.00%	0.00%	0.00%
720-5145-80250	Chargeback: Payroll	14,800	13,951	14,846	15,182	15,525	15,869	(849)	895	336	343	344	-5.74%	6.42%	2.26%	2.26%	2.22%
720-5145-80500	Chargeback: Equipment	200	143	143	143	143	143	(57)	0	0	0	0	-28.50%	0.00%	0.00%	0.00%	0.00%
720-5145-91905	TSF from: Wastewater Capital Im	(67,000)	(67,000)	(67,000)	(67,000)	(67,000)	(67,000)	0	0	0	0	0	0.00%	0.00%	0.00%	0.00%	0.00%

	Approved 2015	2016	2017	2018	2019	2020	Change 2016	Change 2017	Change 2018	Change 2019	Change 2020	% Change 2016	% Change 2017	% Change 2018	% Change 2019	% Change 2020
Wastewater Collection																
Trenchless Repair Program																
Trenchless Repair Program Subtotal	0	0	0	0	0	0	0	0	0	0	0	0.00%	0.00%	0.00%	0.00%	0.00%
Wastewater Collection Total	0	0	0	0	0	0	0	0	0	0	0	0.00%	0.00%	0.00%	0.00%	0.00%



Appendix C: Revised 2016 Operating Budget and Multi-Year Budget Variance

2015-2020

		Approved 2015	2016	2017	2018	2019	2020	Change 2016	Change 2017	Change 2018	Change 2019	Change 2020	2016 % Change	2017 % Change	2018 % Change	2019 % Change	2020 % Change
Storm Water Management																	
Program Administration																	
730-1400-00901	General Levy	(354,425)	(385,140)	(390,280)	(395,393)	(400,508)	(405,624)	(30,715)	(5,140)	(5,113)	(5,115)	(5,116)	8.67%	1.33%	1.31%	1.29%	1.28%
730-1400-32000	Construction Materials	1,000	1,000	1,000	1,000	1,000	1,000	0	0	0	0	0	0.00%	0.00%	0.00%	0.00%	0.00%
730-1400-40900	Consultants	3,500	3,500	3,500	3,500	3,500	3,500	0	0	0	0	0	0.00%	0.00%	0.00%	0.00%	0.00%
730-1400-80250	Chargeback: Payroll	10,000	9,680	10,302	10,535	10,722	11,011	(320)	622	233	187	289	-3.20%	6.43%	2.26%	1.78%	2.70%
730-1400-80260	Chargeback: Allocated Salaries	4,425	5,640	5,780	5,893	6,008	6,124	1,215	140	113	115	116	27.46%	2.48%	1.96%	1.95%	1.93%
730-1400-80500	Chargeback: Equipment	2,300	2,045	2,045	2,045	2,045	2,045	(255)	0	0	0	0	-11.09%	0.00%	0.00%	0.00%	0.00%
730-1400-91903	TSF from: Storm Water Managemen	(16,800)	0	0	0	0	0	16,800	0	0	0	0	-100.00%	0.00%	0.00%	0.00%	0.00%
730-1400-92903	TSF to: Storm Water Management	350,000	338,275	337,653	337,420	337,233	336,944	(11,725)	(622)	(233)	(187)	(289)	-3.35%	-0.18%	-0.07%	-0.06%	-0.09%
Program Administration Subtotal		0	(25,000)	(30,000)	(35,000)	(40,000)	(45,000)	(25,000)	(5,000)	(5,000)	(5,000)	(5,000)	100.00%	20.00%	16.67%	14.29%	11.11%
Pond Maintenance																	
730-5575-41000	Contracts	0	25,000	30,000	35,000	40,000	45,000	25,000	5,000	5,000	5,000	5,000	100.00%	20.00%	16.67%	14.29%	12.50%
Pond Maintenance Subtotal		0	25,000	30,000	35,000	40,000	45,000	25,000	5,000	5,000	5,000	5,000	100.00%	20.00%	16.67%	14.29%	11.11%
Storm Water Management Total		0	0	0	0	0	0	0	0	0	0	0	0.00%	0.00%	0.00%	0.00%	0.00%



Appendix C: Revised 2016 Operating Budget and Multi-Year Budget Variance

2015-2020

	Approved 2015	2016	2017	2018	2019	2020	Change 2016	Change 2017	Change 2018	Change 2019	Change 2020	2016 % Change	2017 % Change	2018 % Change	2019 % Change	2020 % Change	
Street Lighting																	
Program Administration																	
740-1400-00901	General Levy	(345,972)	(345,972)	(345,972)	(345,972)	(345,972)	(345,972)	0	0	0	0	0	0.00%	0.00%	0.00%	0.00%	0.00%
740-1400-02250	General Agreements	(1,800)	(1,800)	(1,800)	(1,800)	(1,800)	(1,800)	0	0	0	0	0	0.00%	0.00%	0.00%	0.00%	0.00%
740-1400-32000	Construction Materials	20,000	20,000	20,000	20,000	20,000	20,000	0	0	0	0	0	0.00%	0.00%	0.00%	0.00%	0.00%
740-1400-34900	Miscellaneous	1,200	1,200	1,200	1,200	1,200	1,200	0	0	0	0	0	0.00%	0.00%	0.00%	0.00%	0.00%
740-1400-37100	Utilities - Hydro	220,000	226,302	225,547	225,274	225,064	224,911	6,302	(755)	(273)	(210)	(153)	2.86%	-0.33%	-0.12%	-0.09%	-0.07%
740-1400-41000	Contracts	42,000	42,000	42,000	42,000	42,000	42,000	0	0	0	0	0	0.00%	0.00%	0.00%	0.00%	0.00%
740-1400-80250	Chargeback: Payroll	9,800	9,671	10,292	10,525	10,762	11,001	(129)	621	233	237	239	-1.32%	6.42%	2.26%	2.25%	2.22%
740-1400-80260	Chargeback: Allocated Salaries	4,425	5,640	5,780	5,893	6,008	6,124	1,215	140	113	115	116	27.46%	2.48%	1.96%	1.95%	1.93%
740-1400-80400	Chargeback: Debt Charges	34,747	27,349	27,343	27,270	27,128	26,926	(7,398)	(6)	(73)	(142)	(202)	-21.29%	-0.02%	-0.27%	-0.52%	-0.74%
740-1400-80500	Chargeback: Equipment	600	610	610	610	610	610	10	0	0	0	0	1.67%	0.00%	0.00%	0.00%	0.00%
740-1400-92907	TSF to: Street Lighting	15,000	15,000	15,000	15,000	15,000	15,000	0	0	0	0	0	0.00%	0.00%	0.00%	0.00%	0.00%
Program Administration Subtotal		0	0	0	0	0	0	0	0	0	0	0	0.00%	0.00%	0.00%	0.00%	0.00%
Street Lighting Total		0	0	0	0	0	0	0	0	0	0	0	0.00%	0.00%	0.00%	0.00%	0.00%



Appendix C: Revised 2016 Operating Budget and Multi-Year Budget Variance

2015-2020

	Approved 2015	2016	2017	2018	2019	2020	Change 2016	Change 2017	Change 2018	Change 2019	Change 2020	2016 % Change	2017 % Change	2018 % Change	2019 % Change	2020 % Change
St. Davids Sewer																
Program Administration																
750-1400-80400 Chargeback: Debt Charges	84,677	83,172	81,533	80,037	78,308	76,724	(1,505)	(1,639)	(1,496)	(1,729)	(1,584)	-1.78%	-1.97%	-1.83%	-2.16%	-2.02%
750-1400-91825 TSF from: DC: St. Davids Area-S	(84,677)	(83,172)	(81,533)	(80,037)	(78,308)	(76,724)	1,505	1,639	1,496	1,729	1,584	-1.78%	-1.97%	-1.83%	-2.16%	-2.02%
Program Administration Subtotal	0	0	0	0	0	0	0	0	0	0	0	0.00%	0.00%	0.00%	0.00%	0.00%
St. Davids Sewer Total	0	0	0	0	0	0	0	0	0	0	0	0.00%	0.00%	0.00%	0.00%	0.00%