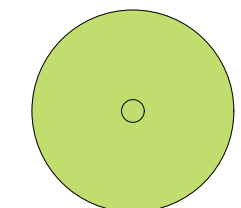
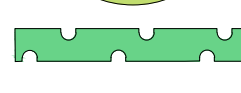



LEGEND

-  EXISTING TREE
-  CEDAR HEDGE
-  SOD (DISTURBED AREAS ONLY)

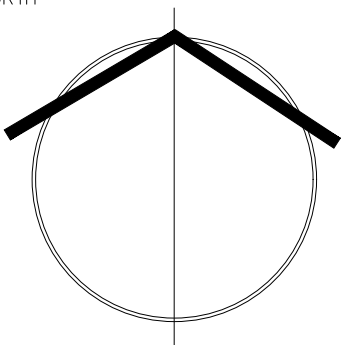

6	REVISED	APR. 28/26
5	REVISED	FEB. 17/26
4	REVISED	SEPT.11/25
3	REVISED	SEPT.04/25
2	REVISED	AUG. 28/25
1	REVISED	JULY 14/25
NO.	DESCRIPTION	DATE

JAMES McWILLIAM
LANDSCAPE ARCHITECT
jmcwilliam@jmladesign.com

PROJECT
**727 EAST WEST LINE
NIAGARA ON THE LAKE, ON.**

DRAWING
LANDSCAPE PLAN

NORTH

SCALE: 1:300
DATE: AUGUST 2024
DESIGN BY: J.S.M.
DRAWN BY: T.F.G.
SHEET: **L1**

GENERAL LANDSCAPE SPECIFICATIONS:

General Instructions:

- Contractor is responsible for locating all underground services prior to any excavation, note that trees are to be offset a minimum of 1000mm from centerline of any underground service.
- Cedars to be installed on berms, see grading drawings for berm locations
- General layout of plantings, to be staked and confirmed by landscape architect prior to installation.
- Plant material to be approved at source by landscape architect, prior to shipment to the site.
- The landscape contractor, is advised that no tree/shrub planting is to occur during the months of December, January, February, March, and July.

Topsoil for Sodded Areas:

Mixture of mineral particulates, micro-organisms and organic matter which provides suitable medium for supporting intended plant growth.

- soil texture based on the Canadian System of Soil Classification, to consist of 20-70% sand and contain 5-10% organic matter by weight
- Fertility: major soil nutrients present in the following ratios,
 - Nitrogen (N) 20-40 micrograms of available N per gram of topsoil,
 - Phosphorus (P) 10-20 micrograms of phosphate per gram of topsoil,
 - Potassium (K) 80-120 micrograms of potash per gram of topsoil,
 - Calcium, magnesium, sulphur, and micro nutrients present in balanced ratios to support germination and/or establishment of intended vegetation,
- Ph value: 5.5 to 7.5,
- Contain no toxic elements or growth inhibiting materials,
- Free from:
 - Debris and stones over 25mm diameter,
 - Course vegetative material, 10mm diameter and 100mm length, occupying more than 2% of soil volume,
- Consistence: friable when moist,

Spreading of Topsoil:

Scarify the subsoil prior to the spreading the topsoil. Remove all debris and leave a fine-textured even surface, all topsoil to be imparted unless previously approved by the landscape architect. Obtain approval for the quality of any imported topsoil before delivery to the site.

Sod:

Sod to be installed in all disturbed area of the site with the specifications of the Nursery Sod Growers Association of Ontario. All lawn areas shall receive a minimum of 100mm of topsoil, and shall be sodded with #1 Bluegrass-Fescue sod.

Mineral Fertilizer:

Apply the following mineral fertilizer unless soils tests show other requirements:

- Sodded areas – 11% nitrogen, 8% phosphorus and 4% potash (11-8-4) at a rate of 4.5 kg. per square metre. (10 lbs per 1000 sq. ft.)
- Planting beds - 7% nitrogen, 7% phosphorus, and 7% potash (7-7-7) at the rate of 40 grams (4 oz) per bushel of topsoil,

Preparation of Planting Beds:

All planting beds to be continuous. Excavate all planting beds to the depth as indicated on the drawings and details, min 300mm (1.0'). backfill all planting beds with a soil mixture consisting of six (6) parts of sandy loam, one (1) part of finely pulverized peat moss, two (2) parts of well-rotted manure and the mineral fertilizer as specified above. Also add .58 kilos bonemeal/cubic metre of planting soil (1lb/cu yd.).

Note: if the existing soil conditions are clay or wet in nature, contact the landscape architect for instructions for a suitable soil mixture or drainage detail.

Mulch:

All planting beds and tree pits to be treated with shredded pine bark mulch, to a depth of 75mm minimum.

Plant Material:

All plant material shall conform to the standards of the Canadian Nursery Trades Association for size and species.

All shrubs and tree material shall be container grown, potted, W/B or B/B, unless otherwise noted. Contractor shall make requests for root condition substitution in writing to the landscape architect prior to commencement of planting operations.

Plant Material Installation:

All trees, shrubs, and ground covers shall be planted as detailed and as shown on the planting plan. All beds to receive a cover of clean mulch to a depth of 75mm. For guying and staking trees, refer to the planting details.

The individual plant grouping total as illustrated on the planting plan supersedes the estimated quantity on the master plant list. Contractor must report any discrepancies to the landscape architect in writing before commencing any work. Contractor will assume full responsibility if landscape architect is not notified on discrepancies.

Ensure that top two rows of wire basket are removed from root ball after installation in planting pit, for all trees planted with wire basket.

General Maintenance:

Proper maintenance procedures are to be fully administered for all newly constructed landscape work on accordance with Landscape Ontario specifications. This shall apply during the construction and maintenance and warranty period. Contractor is responsible for maintenance of sod and plantings until final acceptance by landscape architect.

Rodent protection: the contractor shall be responsible for the protection of all trees and shrubs for winter protection and from rodent injury for the duration of the warranty period. Protective guards shall be employed around all deciduous trees.

General Requirements:

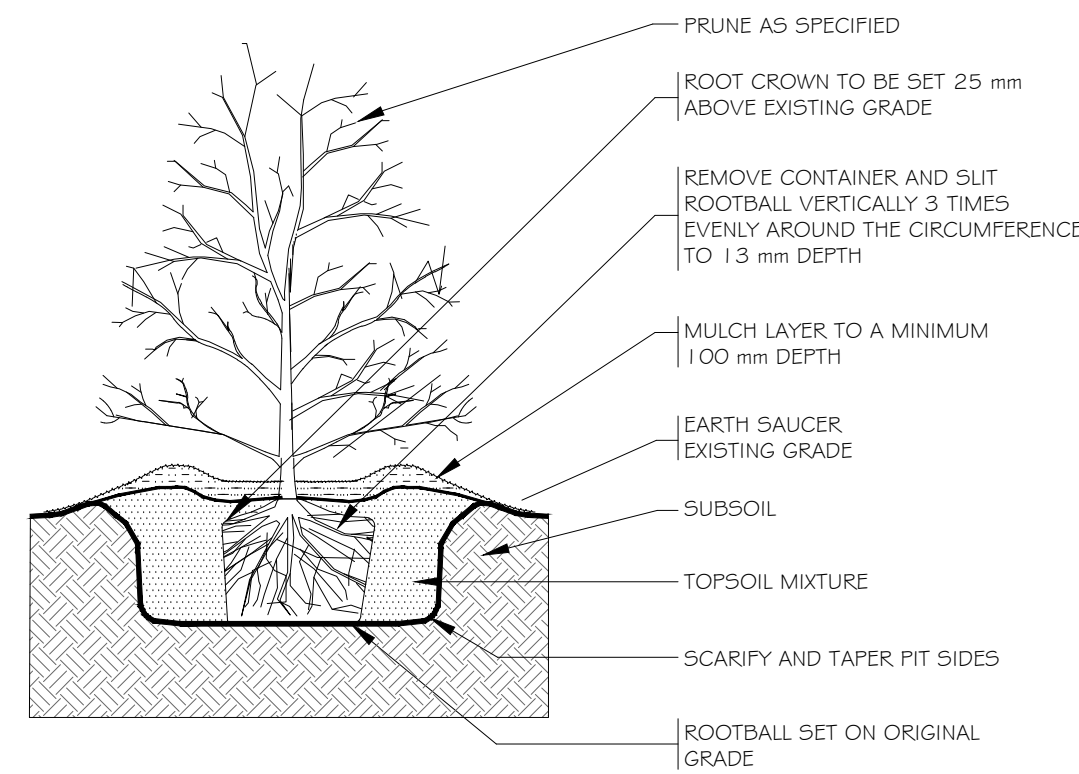
Use above specifications in conjunction with the general landscape specifications of the Ontario Landscape Contractors Association, The Nursery Sod Growers Association of Ontario and with the Guide Specifications for Nursery Stock of the Canadian Nursery Trades Association. Use only plant material true to name, size and grade as specified on planting plan; provide sufficient labels or markings to indicate clearly the variety, size and grade of each specimen or bundle.

Obtain approvals for substitutions as to variety, size or grade from the landscape architect. Use only nursery stock, grown under proper horticultural practices, viable, free from pest and disease and undamaged. Obtain all necessary permits before commencement of construction. Report in writing any discrepancies in the drawings, specifications and contract documents to the landscape architect before the end of the bidding process and commencement of construction. These specifications may be superseded by additional specifications set out in the tender documents. Contractor to review all documents.

Warranty:

The contractor will warranty all plant material with a one year (unless advised otherwise by owners representative) labour and material warranty, commencing final acceptance by the landscape architect.

727 East West Line - Plant List						
Key	Botanical Name	Common Name	Size	Qty	Condition	Comments
Coniferous Trees						
To	Thuja occidentalis	Eastern White Cedar	2.0m ht.	321	CT	Branched to Ground



D1 TYPICAL SHRUB PLANTING DETAIL SCALE: NONE
ALL SPECIES / SIZES

6	REVISED	APR. 28/26
5	REVISED	FEB. 17/26
4	REVISED	SEPT.11/25
3	REVISED	SEPT.04/25
2	REVISED	AUG. 28/25
1	REVISED	JULY 14/25
NO.	DESCRIPTION	DATE



PROJECT
**727 EAST WEST LINE
NIAGARA ON THE LAKE, ON.**

DRAWING
LANDSCAPE DETAILS



SCALE:	AS NOTED
DATE:	AUGUST 2024
DESIGN BY:	J.S.M.
DRAWN BY:	T.F.G.
SHEET:	L2