

**THE CORPORATION  
OF THE  
TOWN OF NIAGARA ON THE LAKE  
BY-LAW 5139B-19**

**A BY-LAW TO AMEND BY-LAW 5139-19, AS AMENDED, BEING  
A BY-LAW TO REGULATE THE DESTRUCTION OR INJURING  
OF TREES ON PRIVATE PROPERTY IN THE URBAN AREAS OF  
THE MUNICIPALITY**

**WHEREAS** the Council of The Corporation of The Town of Niagara-on-the-Lake approved amendments to By-law 5139-19 Part I – Definitions; Part VIII – Issuance of Permits; and Part XI – General.

**NOW THEREFORE THE COUNCIL OF THE CORPORATION OF THE TOWN OF NIAGARA ON THE LAKE HEREBY ENACTS** as follows:

1. THAT By-law 5139-19 be further amended, including the following definitions under by Part I – Definitions:

‘Community Tree Plan’ means a plan developed for a specific area within Niagara-on-the-Lake which identifies that area’s distinct qualities and provides guidelines for their preservation. To include a substantive list or recommended trees for planting and design guidelines for their recommended manner of placement.

‘Distinctive’ Landscape means a landscape that has evolved over time to be a recognizable version of the greater Niagara-on the-Lake urban forest and has been identified in a Community Tree Plan.

‘Iconic Tree Species’ means a species of tree identified as being an iconic contribution to the mature tree canopy of Niagara-on-the-Lake. Individual areas with Community Tree Plan may have additional Iconic Tree Species unique to their Distinctive Landscape; and

2. That By-law 5139-19 be further amended, by replacing section 8 under Part VIII, with the following:

8. In deciding whether or not to issue a Permit in respect of a Regulated Tree, an Inspector shall consider the following criteria:

- (a) the species of each Regulated Tree, and particularly whether it is native to the area, has been designated as an Iconic Tree Species by the Town of Niagara-on-the-Lake and any of its neighbourhoods with Community Tree Plans, is considered regionally or locally significant or is an endangered species or threatened species as defined in the Endangered Species Act, 2007, S.O. 2007, c. 6, as amended or replaced from time to time, or in the Species at Risk Act, S.C. 2002, c. 29, as amended or replaced from time to time;

3. That By-law 5139-19 be further amended, by replacing section 9 under Part VIII, with the following:

9. In issuing a Permit, the Inspector may make the Permit subject to such conditions as the Inspector may consider necessary, including (but not restricted to) any one or more of the following requirements:

- (a) that the Destruction or Injuring occurs in a specified manner;
- (b) that each tree Destroyed or Injured be replaced with one or more replacement trees to be of a species capable of equal or greater mature height;
- (c) that in the case where the Destroyed or Injured tree is an Iconic Tree Species it shall be replaced with an equally Iconic Tree Species;

4. That By-law 5139-19 be further amended, by replacing section 21 under Part XI – General, with the following:

21. (1) Council delegates to the Inspectors the authority to carry out their activities as set out in this By-law and in keeping with any Community Tree Plans.

(2) Council delegates to the Committee the authority to carry out its activities as set out in this By-law and in keeping with any Community Tree Plans.

4. That By-law 5139-19 be further amended, by removing the following from Schedule “C”:

Tree planting permitted in the Chautauqua area in accordance with the native tree list prepared by the Chautauqua residents:

Shellbark Hickory  
White Spruce

Northern Catalpa  
Scarlet Oak

White Pine  
Columnar Oak

5. That By-law 5139-19 be further amended, by adding the *Chautauqua Community Tree Plan* as Schedule “C1” to the by-law.

6. THAT the Lord Mayor and Clerk be authorized to affix their hands and the Corporate Seal.

7. THAT this by-law shall come into force and take effect immediately upon the passing thereof.

READ A FIRST, SECOND AND THIRD TIME AND PASSED THIS 11TH DAY OF NOVEMBER 2019

  
LORD MAYOR BETTY DISERO

  
TOWN CLERK PETER TODD

**SCHEDULE "C"**

Replacement and Replanting

Tree Replacement as the Condition of a Tree Removal Permit	
Diameter at Breast Height (DBH) in centimetres	Number of Replacement Trees
12.5-24	2
25-34	3
35-44	4
45-54	5
55-64	6
65-74	7
75-84	8
85-94	9
95-104	10
105-114	11
>115	12

The following list of trees are recommended for replacement or replanting as per the Ontario Tree Atlas, Ontario-Southwest Region 7E-3.

**List of Preferred Trees for Replanting**

Alternate-Leaf Dogwood	Largetooth Aspen
American Beech	Northern Hackberry
American Chestnut	Pawpaw
American Elm	Peachleaf Willow
Balsam Poplar	Pin Cherry
Basswood	Pin Oak
Bitternut Hickory	Red Maple
Black Cherry	Red Mulberry
Black Oak	Red Oak
Black Walnut	Sassafras
Black Willow	Serviceberries
Blue-Beech	Shagbark Hickory
Bur Oak	Silver Maple
Butternut	Sugar Maple
Cherry Birch	Swamp White Oak
Chokecherry	Sycamore
Eastern Hemlock	Tamarack
Eastern Redcedar	Trembling Aspen
Eastern White Cedar	Tulip Tree
Eastern White Pine	White Birch
Hawthorn	White Oak
Ironwood	Yellow Birch

# Chautauqua Community Tree Plan

## Table of Contents

**Community Tree Plan Intent**

**Mandate**

**Distinctive Qualities of Chautauqua**

**Distinctive & Iconic Tree Species of Chautauqua**

**Distinctive Landmarks of Chautauqua**

**Recommended Species for Street Tree Plantings**

**Recommended Species for Private Property Planting**

**Recommended Design Guidelines**

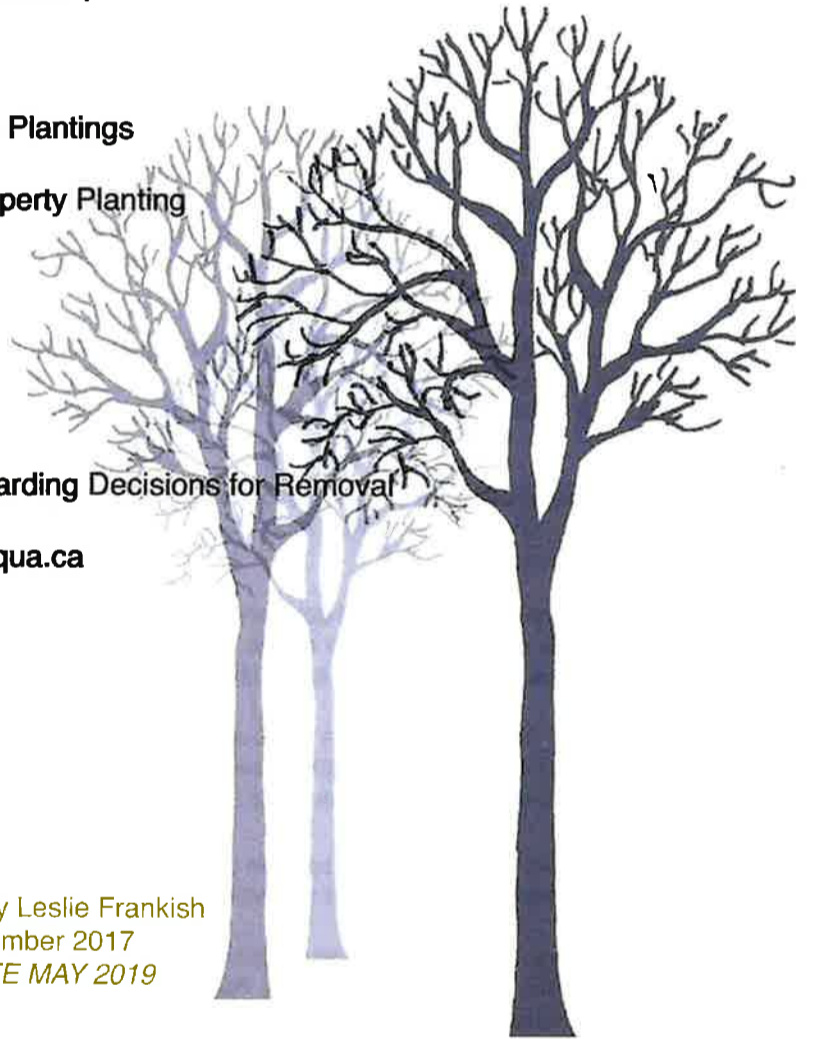
**Recommended Tree Sources**

**Recommended Planting Programs**

**Recommended Codes of Conduct Regarding Decisions for Removal**

**Appendix 1 Excerpts from myChautauqua.ca**

Prepared by Leslie Frankish  
September 2017  
UPDATE MAY 2019



# Chautauqua Community Tree Plan

The layers of our history are evident in our landscape. Let our era be the one that ensures the future of the Great Chautauqua Tree Canopy.

The following is based on the findings made in the 2016-2017 Chautauqua Tree Inventory.

## Community Tree Plan Intent

To provide guidelines for future municipal street tree and park plantings.

To provide recommendations for private property plantings.

To be used in conjunction with any tree protection bylaws or policies by providing area specific guidelines for discretionary decisions regarding trees.

## Mandate

To maintain the distinctive landscape of Chautauqua:

Respect the unique beauty & harmony of the Chautauqua tree canopy.

Respect the historical layers while accommodating contemporary conditions.

Retain distinctive streetscapes, vistas, focal points & landscape gestures.

Identify and protect the iconic landmark heritage trees.

Recognize that, in addition to healthy habitat & public safety, the aesthetic & experiential aspects of the landscape are essential considerations.

## Distinctive Qualities

**Atmosphere:** Throughout Chautauqua there is a relaxed ambience. Although year round residences predominate the area, it still maintains a cottage resort atmosphere. The architecture is eclectic and the curb free roads feel more like large sidewalks. The epic tree canopy, however, is responsible for the strong 'sense of place'. It has been nicknamed the Cathedral of the Everyday. The feelings it evokes are paradoxical ....majestic & cozy....uplifting & grounded. Dichotomy is the key to the distinct quality of Chautauqua.

The majestic, uplifting aspect is achieved by the signature 'regal' form of the native Oaks,.... the predominant trees of Chautauqua. The high limbed, soaring trunks culminate in a canopy of large, artfully meandering branches that draw the eye upward.

The cozy, grounded aspect is created by the understory of 'cottagey' flowering shrubs and small trees. The multi-stemmed mounding forms create a comforting nest from which to view the majestic Oaks.

It is the strong contrast between the cozy and the uplifting that makes the big impact. Key to this, is the minimal presence of low branches or mid sized trees that would undermine the effect. This remarkable relationship needs to be preserved.

**Arrangement:** The elegant, noble trees are in a random arrangement scattered across many properties. It implies a natural forest setting rather than developers' regimentation. Formal silhouettes, layouts, and arrangements recall urban formality and are at odds with the relaxed informal atmosphere of Chautauqua.

**Harmony:** A very limited range of species creates this very harmonious canopy. Widespread planting of other species will dilute the tranquil unity of this arboreal wonder.

Specific species in a specific relationship defines the The Great Chautauqua Tree Canopy.

Please refer to the Design Guidelines & Recommended Planting lists for information on how to retain the distinctive Chautauqua landscape. For more information on the history and distinctive beauty of Chautauqua please refer to the Chautauqua Tree Inventory Report and [myChautauqua.ca](http://myChautauqua.ca)





# Chautauqua Community Tree Plan

## The Distinctive & Iconic Tree Species of Chautauqua

The following are tree species that meet the criteria for distinctive status in Chautauqua...those species that contribute to the character of the neighbourhood and the beauty of the canopy. The rationale for this list is explained in the Chautauqua Tree Inventory Report. Not all, however, are recommended for replanting. Please refer to the list of Recommended Species for Planting.

### Major Deciduous Trees:

White Oak	<i>Quercus alba</i>
Red Oak	<i>Quercus rubra</i>
Pin Oak	<i>Quercus palustris</i>
Sugar Maple	<i>Acer saccharum</i>
Silver Maple	<i>Acer saccharinum</i>
Red Maple	<i>Acer rubrum</i> and <i>Acer x fremanii</i>
Shagbark Hickory	<i>Carya ovata</i>
Shellbark Hickory	<i>Carya laciniosa</i>
Northern Catalpa	<i>Catalpa speciosa</i>
Black Walnut	<i>Juglans nigra</i>
White Ash	<i>Fraxinus americana</i>

### Major Coniferous Trees:

White Pine	<i>Pinus strobus</i>
White Spruce	<i>Picea glauca</i>

### Understory Trees:

Flowering Dogwood	<i>Cornus florida</i>
Redbud	<i>Cercis canadensis</i>
Sumac	<i>Rhus typhina</i>

To prevent the destruction of the historic tree canopy of Chautauqua these species require protection. Every possible measure should be taken to prevent the removal of mature versions of these trees and to prevent unqualified pruning and damage to root systems. Additionally, the wide spreading root systems of the White Oaks need extra protection from interference of any sort especially root compaction. The Inventory Map in conjunction with the Catalogue can be used to identify those properties containing White Oaks.

# Chautauqua Community Tree Plan

## The Distinctive Landmarks of Chautauqua

The following are single trees, groves & other landscape gestures recommended for Heritage Tree status.

They are identified as significant landmarks in the Chautauqua landscape for the following reasons:

- Members of the original Oak Savannah
- Rare Carolinian species
- Emblematic of a Historical, Cultural or Streetscape role
- Remarkable Age, Size or Beauty

As the “most famous residents” of our neighbourhood they should be actively protected. The rationale for this list is explained in the Chautauqua Tree Inventory Report.

## The Famous Residents of Chautauqua:

White Oak at 10 Circle...possibly old growth  
White Oak pair in Ryerson Park  
White Oak at 491 Niagara Boulevard  
White Oak Groves on Shakespeare  
Red Oak Groves on Wesley  
Silver Maple Promenade Trees planted by the 1880s Chautauqua along Wilberforce  
Wesley Wisteria  
The Hedges of Vincent  
Sugar Maple Allee on Oak Street  
Sugar Maples planted by the 1880s Chautauqua encircling the Amphitheatre (now known as Circle St)  
The Scarlet Oak Ring on Circle Street  
The Cottonwood at 522 Niagara Boulevard....at 122' the tallest tree in Chautauqua!  
White Pine at the crest of Ryerson Park  
The Memorial Oak on Ryerson Park

Note: This list is a work in progress. Upon completion of the proposed Chautauqua Oaks Replanting Project further landscape gestures will be included.

UPDATE MAY 2019 Please see [myChautauqua.ca](http://myChautauqua.ca) for updates.

# Chautauqua Community Tree Plan

## Recommended Species for Street Tree Planting

It is recognized that the 'Street Trees' contribute significantly to the landscape of Chautauqua, especially its distinctive harmony. The high canopy coverage they provide creates the impressive vaulted corridors that have earned them the nickname 'The Cathedrals of the Everyday'. To retain this feature, a very edited list of species is recommended. It will maintain a unifying theme for the whole canopy, while providing slight variations for the unique quality of individual streets or areas.

Note: This list reflects the existing distinctive quality of the streets as well as incorporates the intention of the proposed Chautauqua Oaks Replanting Project. Given the vagaries of process, as each stage of the program is completed this list may require adjustments.

Please refer to the Recommended Design Guidelines for the relationships within which they should be planted & Pruned.

UPDATE MAY 2019 In association with Niagara College, The Chautauqua Oaks Project will be growing and providing the Oaks as of 2022. Please see [myChautauqua.ca](http://myChautauqua.ca) for more details and updates.

### Street Specific Species:

#### Circle Street

Predominantly: Scarlet Oak  
Accents: Pin Oaks & White Pine

#### Wilberforce

Predominantly: White Oak  
Accents: Pin Oak, White Pine

#### Vincent, Luther, Addison & Wyckcliffe

Predominantly: Red Oaks  
Accents: Northern Catalpa

#### Shakespeare

Predominantly: White Oak  
Accents: Red Oak & at the south end Shagbark Hickory

#### Oak Street

Predominantly: Red & Swamp White Oak  
Accents: Sugar Maple Allee at north end & Shagbark Hickory at south end

#### Dixie Street

Predominantly: Red & Swamp White Oak  
Accents: White Oak & at south end Shagbark Hickory

#### Froebel & Palatine

Predominantly: Red Oak  
Accents: TBD

#### Wesley

Predominantly: Red Oak  
Accents: Beech & White Pine

#### Niagara Boulevard

Predominantly: White Pine  
Accents: White Oak

#### Parks

TBD

This list is subject to refinement with The Chautauqua Oaks Replanting Project plantings.



# Chautauqua Community Tree Plan

## Recommended Species for Private Property Plantings

The following list provides a wider range of choices for homeowners to plant on their own property. It includes native species as well as species now naturalized and deemed compatible with the native species. The rationale for this list is explained in the Chautauqua Tree Inventory Report. Please refer to the Recommended Design Guidelines for the relationships within which they should be planted and to Recommended Sources to ensure proper provenance is maintained. Please also visit [myChautauqua.ca](http://myChautauqua.ca) for more information on planting in Chautauqua.

\*\*\*\* Denotes those species particularly iconic of the distinctive Chautauqua landscape.

### Major Deciduous Trees:

#### Native to Chautauqua Oak Savannah:

Sugar Maple	Acer saccharum 'Green Mountain'
Shagbark Hickory	Carya ovata
Shellbark Hickory	Carya lacinoisa
American Beech	Fagus grandifolia
Black Walnut	Juglans nigra
Sycamore/Buttwood	Platanus occidentalis
Black Cherry	Prunus serotina
White Oak	Quercus alba ****
Swamp White Oak	Quercus bicolor
Pin Oak	Quercus palustris ****
Red Oak	Quercus rubra ****

#### Naturalized & Compatible:

Silver Maples	Acer saccharinum
Northern Catalpa	Catalpa speciosa ****
Purple European Beech	Fagus sylvatica
Columnar Oak	Quercus alba fastigiata
Scarlet Oak	Quercus coccinea

### Major Evergreen Trees:

#### Native to Chautauqua Oak Savannah:

Balsam Fir	Abies balsamea
White Pine	Pinus strobus ****
White Spruce	Picea glauca ****

### Small Deciduous Trees:

Note.....Multi-stem versions are recommended

#### Native to Chautauqua Oak Savannah:

Service Berry	Amelanchier ****
Pawpaw	Asimina triloba
Paperbark Birch	Betula papyrifia
Blue Beech	Carpinus caroliniana
Flowering Redbud	Cercis canadensis ....including purple cultivar 'Forest Pansy' ****
Flowering Dogwood	Cornus florida ****
Pagoda Dogwood	Cornus alternifolia
Witch Hazel	Hamamelis virginiana
Ironwood or Hop Hornbeam	Ostrya virginiana
Sumac	Rhus typhina

#### Naturalized & Compatible:

Japanese Maples	Acer palmatum
Magnolia	Magnolia soulangiana and
Mock Orange	Philadelphus coronarius ****
Ornamental Purple Plum	Prunus cerasifera 'Atropurpurea' Pissard Plum
Ornamental Cherry	Prunus subhirtella 'Autumnalis' or serrulata 'Kwanzan'
Lilac	Syringa ****

### Small Evergreen Trees:

Naturalized & Compatible: Note.....good for hedges & walls

Yew	Taxus cuspidata
Emerald Cedar	Thuja occidentalis 'smaragd'

# Chautauqua Community Tree Plan

## Recommended Design Guidelines

It is recognized that specific species in a specific relationship are the key to the unique harmony of the Great Chautauqua Tree Canopy. It is also recognized that within this harmony, individual streetscapes provide variations on the theme. The following outlines the general framework. Street specific signature styles will be outlined once the Chautauqua Oaks Replanting Program is complete.

*UPDATE MAY 2019 Please see Appendix 1 for excerpts from [myChautauqua.ca](http://myChautauqua.ca) with more information on Design Guidelines and Tree Care.*

## Design Guidelines.....General Arrangements:

### Canopy Trees:

**Maintain** 'remnants of the forest' quality with non formal, scattered arrangements that create the effect of a grove of trees spanning many properties.

**Achieved best** with staggered groups...clusters of 'a pair and a friend nearby'.

**Street Trees:** Placed off centre and not rigidly aligned along the street.

**Private Property:** Placed at the edges & corners of the property will preclude interference with the house, and safeguard against future removal for renovations and rebuilds.

### Mid story Trees:

**Street Trees:** None should be planted on the road allowances.

**Private Property:** Best placed in back yards or closer to houses.

### Understory Trees:

**Street Trees:** None should be planted on the road allowances.

**Private Property:** Clusters of multi-stemmed or mounding small trees & shrubs creates the comforting nest aspect of Chautauqua.


## Design Guidelines.....General Trimming:

### Canopy Trees:

**Street Trees:** Prune as high limbed to maintain the iconic Cathedrals of the Everyday, and to prevent interference with large municipal vehicles such as garbage trucks and ploughs.

**Private Property:** There are some exceptions but generally prune to high limbed as well. This is more compatible with small lots by allowing large trees to 'live above' the houses. It also allows air movement and prevents claustrophobia.

All pruning should be done by a certified arborist.





# Chautauqua Community Tree Plan

## Recommended Tree Sources

It is important to maintain the canopy with trees of the proper provenance.....actual progeny of the existing trees or stock locally grown in Southern Ontario.

### Purity with Progeny

Ideally the Oak rejuvenation should be with the progeny of our existing heritage Oaks but their acorns are not naturally finding a welcoming environment to begin their germination process. Residents Holmes Hooke & Leslie Frankish began a seedling rescue program in 2016. On June 12th 2017 Town Council approved a proposal to assist in the cultivating of the seedlings by providing a nursery setting in Nassau Park.

The intention is to create a consistent and continuous crop of Heritage ChautauquaOaks in perpetuity.

*(The arrangement is still a work in progress but as of January 2018 there are 72 seedlings which are slated to assist in the Chautauqua Oak Replanting Project in 2020.)*

*UPDATE MAY 2019 The above program was replaced when the Niagara College School of Horticulture Seed Germination Program partnered with The Chautauqua Oaks Replanting Project to harvest and grow the progeny of our historic trees. All future plantings done by The Project will be done with these trees. A remarkable and rare event for an urban forest. In process at the time of this update.... establishing the gifting of crops of ChautauquaOaks to the greater Niagara on the Lake urban forest. To help with the Ash crisis and beyond. Anticipated start date 2024. Please visit [myChautauqua.ca](http://myChautauqua.ca) for the outcome and updates.*

### Local Grown

The following are recommended commercial sources that provide plant stock grown in Southern Ontario:

SASSAFRASS FARMS  
EARTHGEN

## Recommended Planting Programs

The majority of the major trees we enjoy today were planted (or allowed to grow) in the mid 1800s. A minimal number of major trees were planted in subsequent years. This has resulted in the unique landscape of Chautauqua.....a very high canopy with very few mid size trees obscuring the effect. To replicate this spatial arrangement it is recommended to replant with waves of plantings.....mass plantings of similar sized trees that 'rise' together.

*(As discovered in the 2016-17 Inventory a significant replanting is long overdue. Please see the proposal for the 2018- 2022 Chautauqua Oaks Replanting Project)*

*UPDATE MAY 2019 In 2018 Phase 1 was completed....82 trees planted on Wilberforce and The Circle. The rest of the phases are dependant on the growth rate of the seedlings at Niagara College. Please visit [myChautauqua.ca](http://myChautauqua.ca) for the outcome & yearly updates.*

## Recommended Codes of Conduct Regarding Decisions for Removal

All efforts should be made to find solutions that preclude the removal or destruction of mature or distinctive species.

This includes but not limited to the placement of:

- Houses and other structures such as garages, sheds, etc
- Swimming pools
- Driveways...especially the request for secondary driveways
- Fire hydrants
- Utility poles, transformers, etc.
- Power lines

Subcontractors should be held to the same high standards as the town staff.

# Chautauqua Community Tree Plan

## Appendix 1 Excerpts from myChautauqua.ca

UPDATE MAY 2019 More information on the Distinctive nature of the Chautauqua landscape, Design Guidelines and Care Tips.

*a sense of place*

### Distinctive Atmosphere

Throughout Chautauqua there is a relaxed ambience.

Although year round residences predominate there is still a **cottage resort atmosphere**. The architecture is eclectic and the curb free roads feel more like large sidewalks.

The epic tree canopy, however, is largely responsible for the strong 'sense of place'.

### Distinctive Harmony

The Great Chautauqua Tree Canopy is a unique version of the greater Niagara on the Lake urban forest. *Our* heritage trees are of a very limited range of species. A beautiful harmony results.

This signature aspect of the Chautauqua landscape needs to be preserved.





# a collective beauty


## Distinctive Paradox: Majestic

It is a restorative experience walking under our vaulted streetscapes.

It is the result of a unique relationship between the prevalent species.....a result far greater than the sum of its parts. The feelings evoked are paradoxical .....majestic & cozy.....uplifting & grounded.

The majestic, uplifting aspect is achieved by the signature 'regal' form of the predominant tree of Chautauqua.....the native Oaks.

The soaring trunks culminate in high, artfully meandering branches effortlessly holding aloft the epic leafy canopy. The eye rushes upwards and the soul is stirred.



## Distinctive Paradox: Cozy

In concert with the high canopy of mature trees is a low understory of small trees and shrubs which creates a cozy 'nestled in' feeling.

The paradox between cozy and uplifting makes the big impact. Key to this is the minimal presence of low branches or mid sized trees that would undermine the effect.




This comforting elegance needs to be preserved.

## Distinctive Sociable Trees

Also distinctive to our streetscapes are the companionable trees.

Although the heritage trees along Wilberforce and around the Circle were formally planted by the 1880 developers.....  
.....the rest of our historic tree canopy is largely the result of natural self seeding. The Oaks', and others, tendency was to arrange themselves in pairs and small groupings. Defying all 'landscape planting rules' these companionable groupings evoke a sociable relationship.

This charming indication that our neighbourhood is a friendly place needs to be preserved.



## Distinctive Calming Trees

Also due to self seeding, the heritage trees are randomly scattered across many properties. Recalling the natural forest setting rather than an urban formality adds to the relaxed ambience of our little enclave.

And because the trees were here first the roads were built in deference..... gliding in between and sometimes wandering around them.

The dense arrangement of mature trees alongside the streets creates a welcoming reception line but also plays a protective role, naturally calming the traffic for our pedestrian friendly neighbourhood. The high branches maintain clear sight lines for all.

The benign influence of these sentinel trees on the atmosphere of our neighbourhood needs to be preserved.



right tree & right place

How you can achieve .....nestled homes.....  
.....vaulted streetscapes.....  
and gatherings of sociable trees.

### Tree Placement Guidelines

#### Understory Trees

- To maintain the Cozy Nest aspect of Chautauqua:
- ✦ Plant clusters of shrubs & small trees.
- ✦ Multi-stemmed species nestle houses particularly well.

#### Midstory Trees

- To maintain the Majestic scale of our streetscapes:
- ✦ This planting of mid sized trees should be avoided and none should be planted on the road allowances.

#### Canopy Trees

- To maintain the effect of a Naturally Forested Grove spanning many properties.....
- ✦ Place trees off-centre to the house.
- ✦ Flanking driveways with major trees replicates the effect of "the trees were here first".
- ✦ Plant staggered clusters of trees of the same species.
- ✦ To create the effect of Sociable Trees look at natural examples in the neighbourhood for the appropriate distance between trees...you will be surprised at just how close together they are!

Please refer to the District's Beauty Station for examples

#### Living with Large Trees

The Street Trees will be pruned as high limbed to maintain the iconic Cathedrals of the Everyday, and to prevent interference with large municipal vehicles.

For private property trees, high limbed major trees are very compatible with small lots by allowing large trees to "live above" the houses. It also allows air movement and prevents claustrophobia.



\*protect the past

### Mindful Care of the Heritage Trees

#### Roots

- ✦ Minimize the amount of hard surface ground cover... better still, use pea gravel to allow rain to get to the roots.
- ✦ Avoid placing heavy weight on tree root systems.... too much is the equivalent of someone standing on our lungs.
- ✦ Avoid adjusting the grade of an established tree...even a little can actively suffocate it.
- ✦ Avoid cutting through roots. Boring under is less invasive.
- ✦ Reduce the need for watering: At base of tree add 4" deep mound of composted bark mulch, keeping it clear of trunk. Water only when the soil 8" down is dry.

#### Trunks

- ✦ Refrain from tying cables or nailing spikes into trunks.
- ✦ When planting ensure the trunk flare is above grade.
- ✦ Exercise caution when using weed whackers to prevent scarring of bark.

#### Branches

- ✦ Engage a trained arborist to prune any of the distinctive species. Ensure they read the pertinent information on this website to maintain a natural healthy canopy for all to enjoy the beautiful landscape.

When pruning trees be sure to use proper techniques. Avoid thinning trees during drought or drought stress.

#### Food for Thought

When considering building, renovating, or installing pools, etc.....endeavour to create plans that retain any existing mature trees.

Property values actually increase by up to 27% when mature trees are present.